



US00D795112S

(12) **United States Design Patent** (10) **Patent No.:** **US D795,112 S**  
**Fenimore et al.** (45) **Date of Patent:** **\*\* Aug. 22, 2017**

(54) **VEHICLE BARRIER**  
(71) Applicant: **Mascot Marketing, Inc.**, Bradenton, FL (US)  
(72) Inventors: **J Scott Fenimore**, Tierra Verde, FL (US); **Matthew Stutsman**, Carson City, NV (US)  
(73) Assignee: **Mascot Marketing, Inc.**, Bradenton, FL (US)

D346,984 S \* 5/1994 Hedgewick ..... D10/113.1  
D351,422 S \* 10/1994 Morris ..... D10/113.1  
5,515,807 A \* 5/1996 Speer ..... E01F 9/553  
116/63 R  
D418,167 S \* 12/1999 Stutsman ..... D20/10  
D420,928 S \* 2/2000 Spiller ..... D10/113.3  
D425,440 S \* 5/2000 Franklin ..... D10/113.3  
D458,177 S \* 6/2002 Spiller ..... D10/113.3  
D460,013 S \* 7/2002 Spiller ..... D10/113.3  
D671,855 S \* 12/2012 Wiegel ..... D10/113.1  
D680,017 S \* 4/2013 Wiegel ..... D10/113.1

\* cited by examiner

(\*\*) Term: **15 Years**

*Primary Examiner* — George D Kirschbaum  
*Assistant Examiner* — Joseph Kukella  
(74) *Attorney, Agent, or Firm* — GrayRobinson, P.A.

(21) Appl. No.: **29/572,471**

(22) Filed: **Jul. 28, 2016**

(51) **LOC (10) Cl.** ..... **10-05**

(52) **U.S. Cl.**  
USPC ..... **D10/113.3**

(58) **Field of Classification Search**  
USPC ..... D10/110, 113.1, 113.3; D25/119  
CPC ..... E01C 11/22; E01C 11/221; E01C 11/222;  
E01C 11/223; E01F 9/535; E01F 9/541;  
E01F 9/553

See application file for complete search history.

(56) **References Cited**

**U.S. PATENT DOCUMENTS**

1,994,027 A \* 3/1935 Poston ..... E01F 9/602  
404/11  
2,225,496 A \* 12/1940 Gethin ..... E01F 9/541  
404/12


(57) **CLAIM**

The ornamental design for a vehicle barrier, as shown and described.

**DESCRIPTION**

FIG. 1 is a top elevational view of the vehicle barrier of our new design;  
FIG. 2 is a right elevational view thereof;  
FIG. 3 is a left elevational view thereof;  
FIG. 4 is a front perspective view thereof;  
FIG. 5 is a rear elevational view thereof; and,  
FIG. 6 is a bottom elevational view thereof.

**1 Claim, 6 Drawing Sheets**



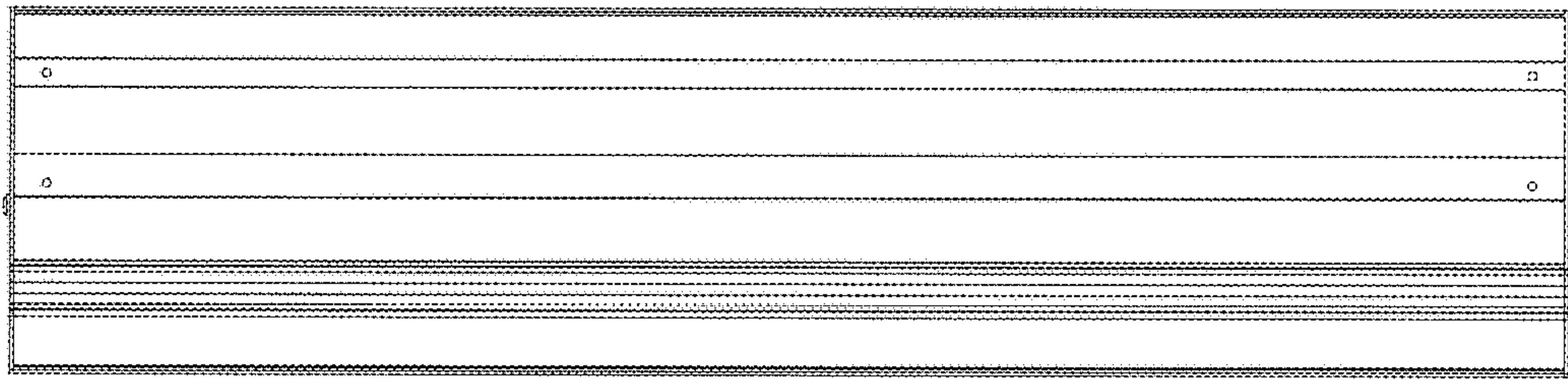


FIG. 1

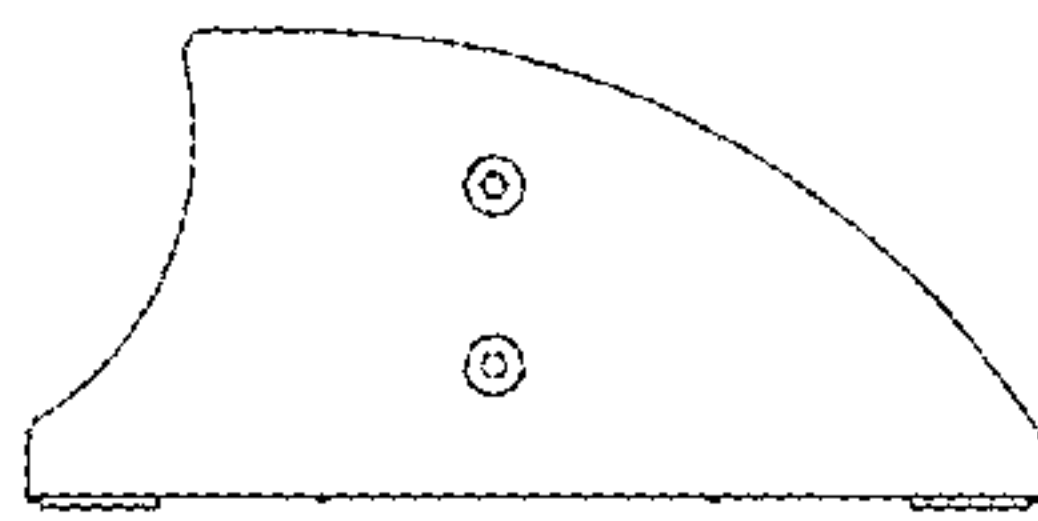


FIG. 2

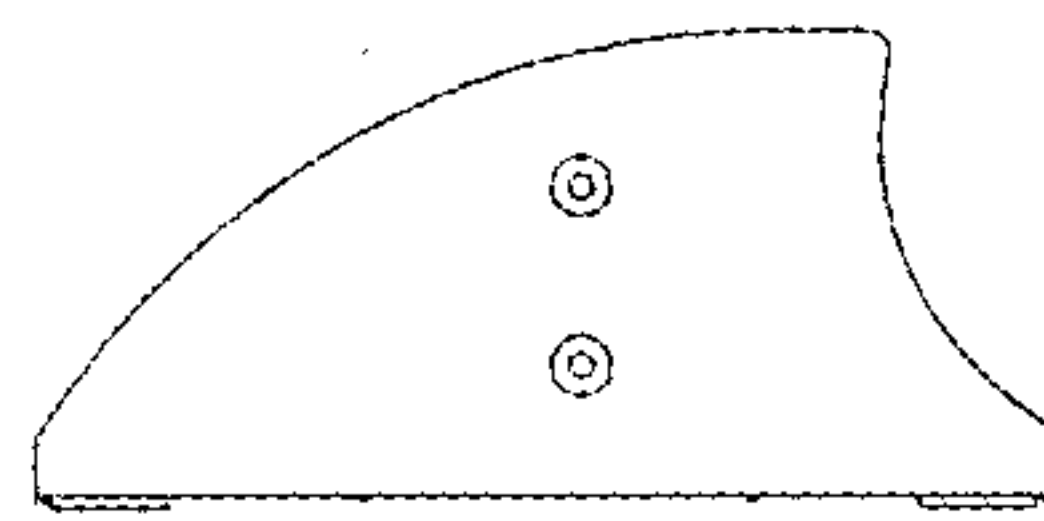


FIG. 3




FIG. 4




FIG. 5

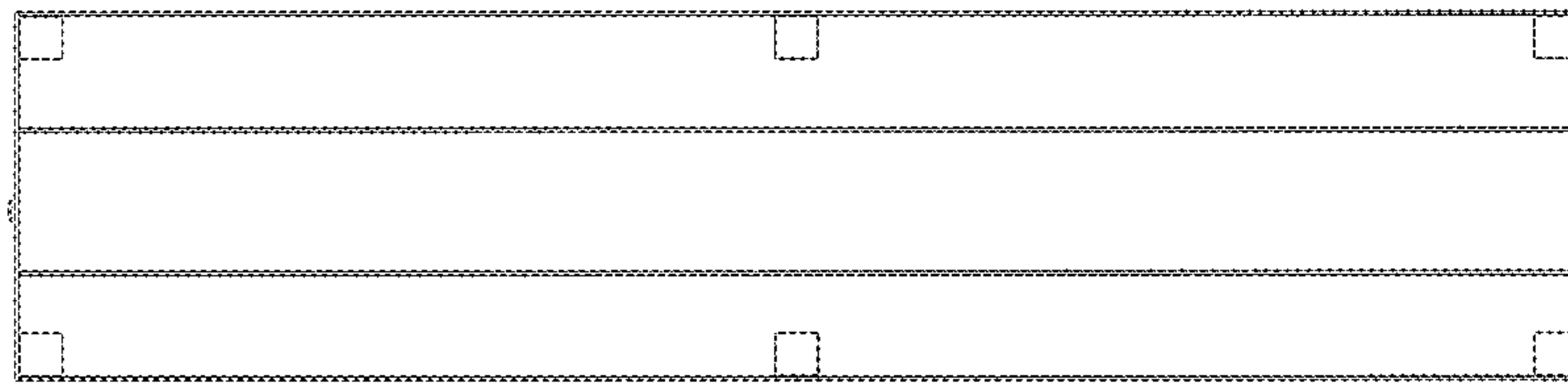


FIG. 6