



US00D795111S

(12) **United States Design Patent** (10) **Patent No.:** **US D795,111 S**
Zhang (45) **Date of Patent:** **** Aug. 22, 2017**

- (54) **HANDHELD DOG REPELLER AND TRAINER**
- (71) Applicant: **FORTUNE YOUNG CO., LIMITED**,
Hong Kong (CN)
- (72) Inventor: **Jian Zhang**, Nanjing (CN)
- (73) Assignee: **FORTUNE YOUNG CO., LIMITED**,
Wanchai, HK (CN)
- (**) Term: **15 Years**
- (21) Appl. No.: **29/553,761**
- (22) Filed: **Feb. 4, 2016**
- (51) **LOC (10) Cl.** **10-05**
- (52) **U.S. Cl.**
USPC **D10/106.1**
- (58) **Field of Classification Search**
USPC D14/137, 144, 147, 148, 155, 159, 188,
D14/191, 192, 225, 218, 247, 248,
D14/383-385, 417, 496; D10/104.1,
D10/104.2, 106.1; D13/168; D22/120;
D30/144, 151, 152
CPC A01K 15/021; A45F 2200/0508; A45F
2200/0516; A45F 2200/0525; H04B
1/3827
See application file for complete search history.

- (56) **References Cited**
U.S. PATENT DOCUMENTS
D373,318 S * 9/1996 Berch D10/106.1
D382,558 S * 8/1997 Flick D14/191
D415,705 S * 10/1999 Beckstrom D10/106.1
D431,486 S * 10/2000 Iseli D10/106.1
D496,001 S * 9/2004 To D13/168

- D496,912 S * 10/2004 To D13/168
- D496,913 S * 10/2004 To D13/168
- D510,046 S * 9/2005 Li D10/106.1
- D510,536 S * 10/2005 Li D10/106.1
- D538,192 S * 3/2007 Martin D10/106.1
- D554,082 S * 10/2007 To D13/168
- D558,153 S * 12/2007 To D13/168
- D583,772 S * 12/2008 To D13/168
- D583,773 S * 12/2008 To D13/168
- D583,774 S * 12/2008 To D13/168
- D584,241 S * 1/2009 To D13/168
- D605,605 S * 12/2009 To D13/168
- D615,438 S * 5/2010 Goetzl D10/104.1
- D723,654 S * 3/2015 Liu D22/120
- 9,295,230 B1 * 3/2016 Beck A01K 15/023

* cited by examiner

Primary Examiner — George D Kirschbaum
Assistant Examiner — Joseph Kukella
(74) *Attorney, Agent, or Firm* — Hudak, Shunk & Farine,
Co., LPA

(57) **CLAIM**

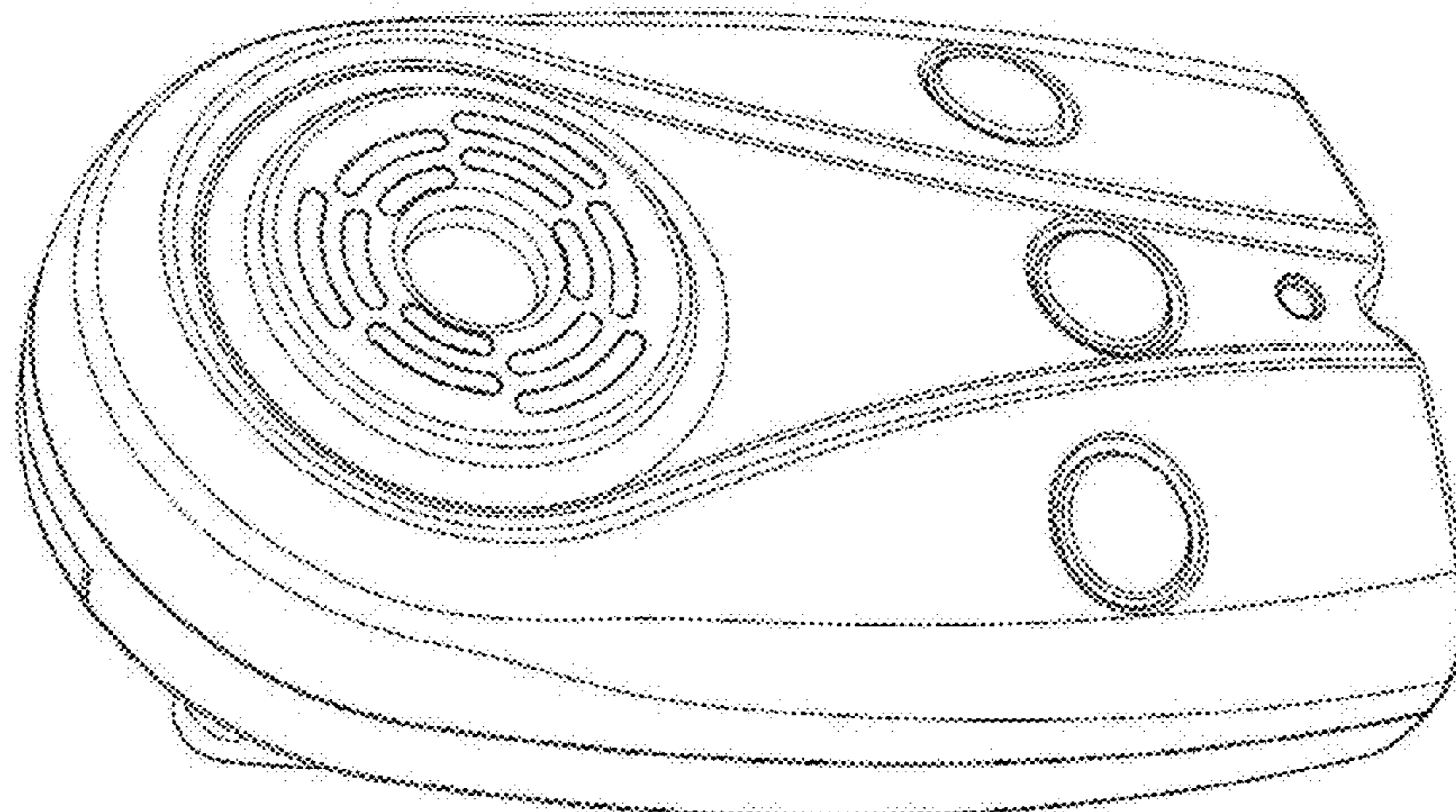
The ornamental design for a “handheld dog repeller and trainer,” as shown and described.

DESCRIPTION

FIG. 1 is a front view of a handheld dog repeller and trainer; FIG. 2 is a rear view thereof; FIG. 3 is a left side view thereof; FIG. 4 is a right side view thereof; FIG. 5 is a top view thereof; FIG. 6 is a bottom view thereof; and, FIG. 7 is a perspective view thereof.

In the drawings, the broken lines depict environmental subject matter only and form no part of the claimed design.

1 Claim, 7 Drawing Sheets



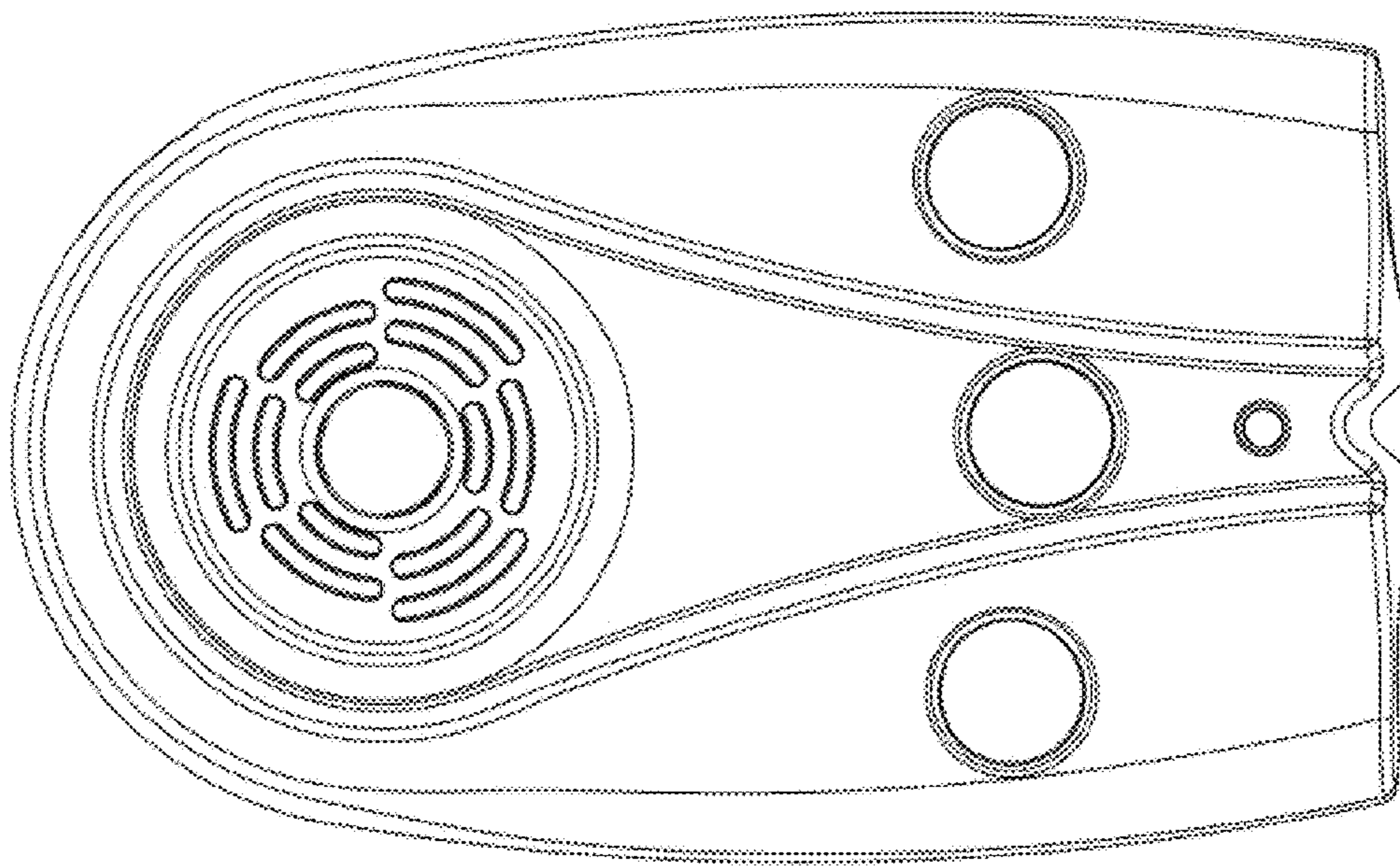


FIG. 1

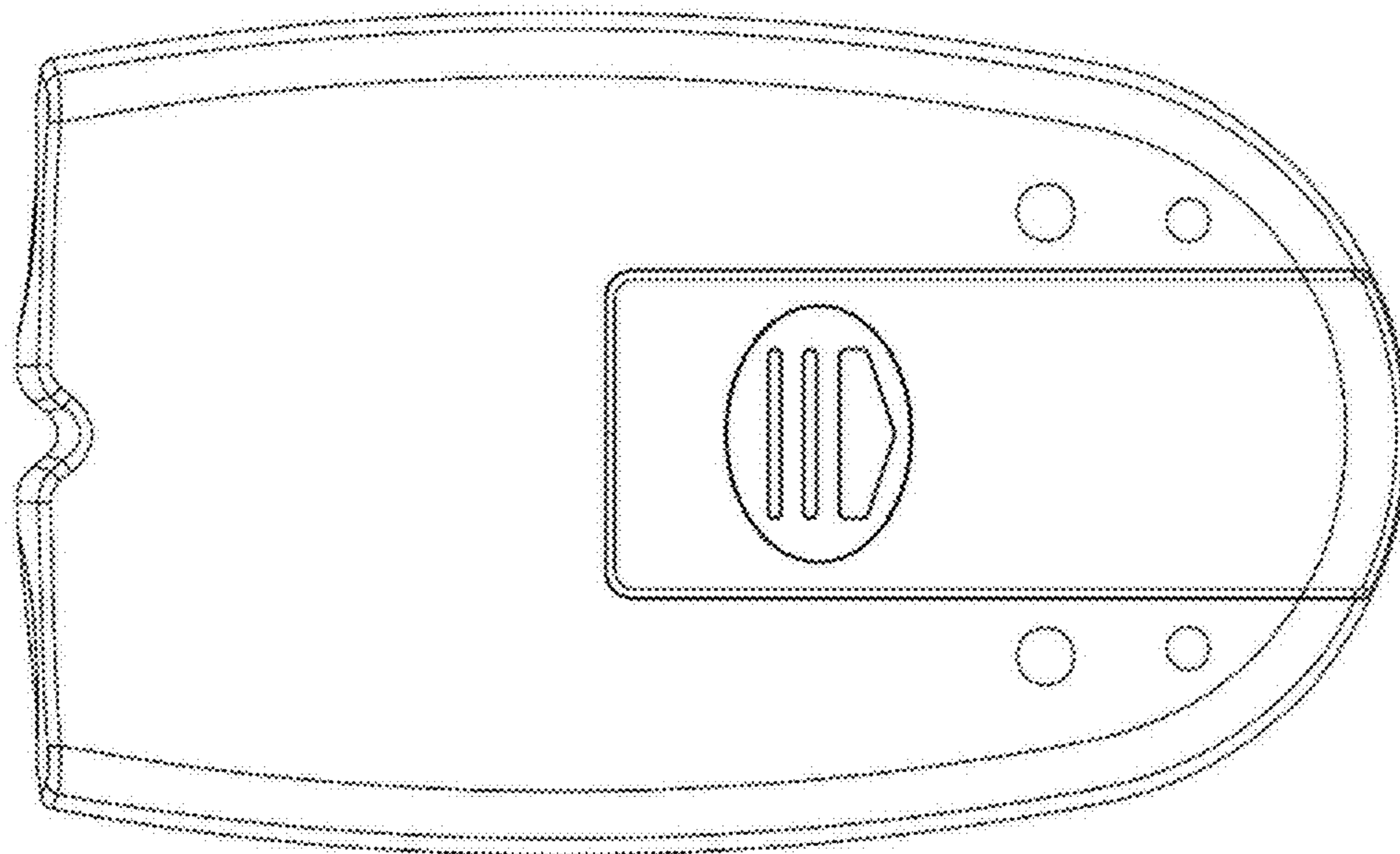


FIG. 2

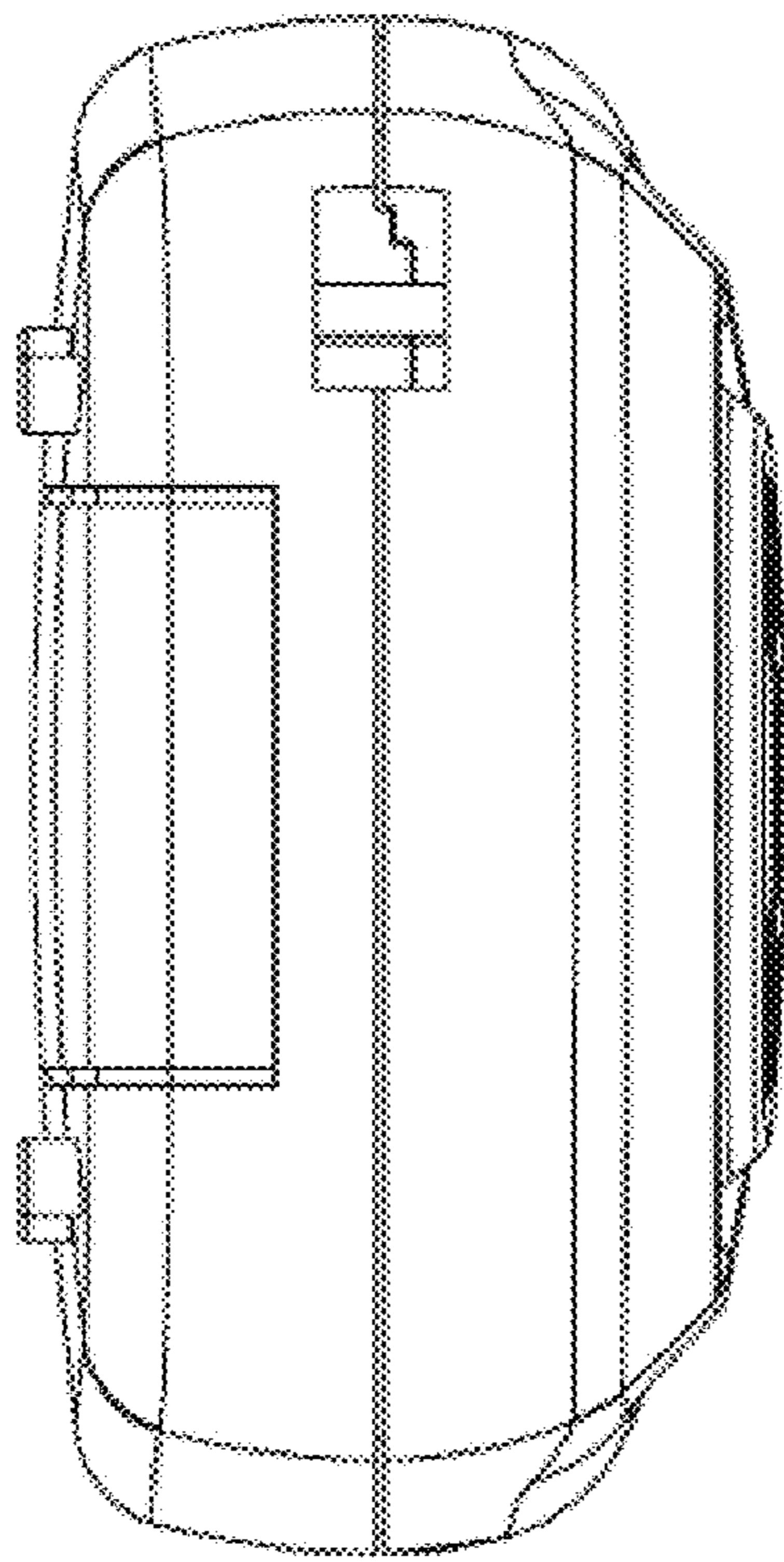


FIG. 3

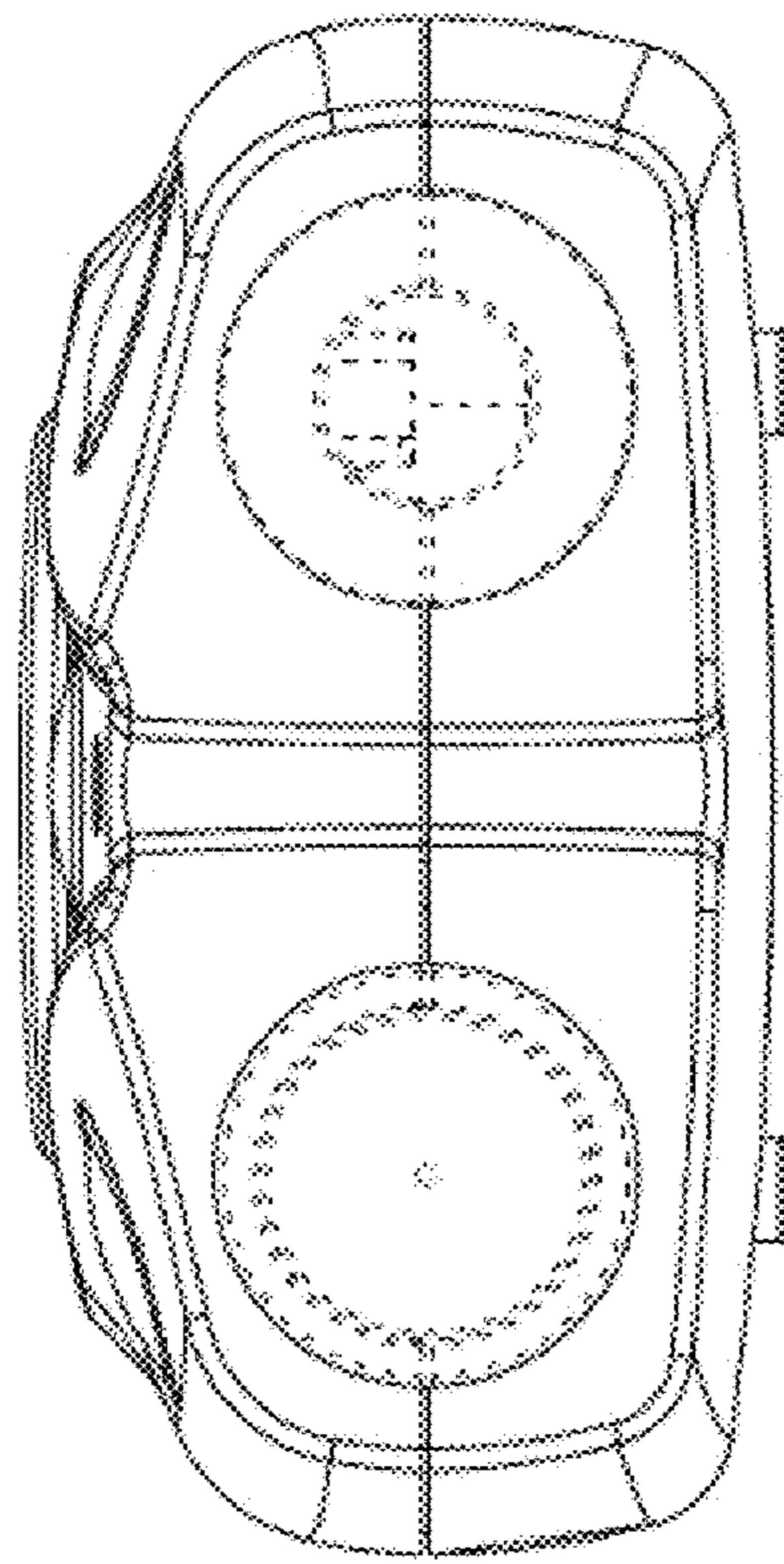


FIG. 4

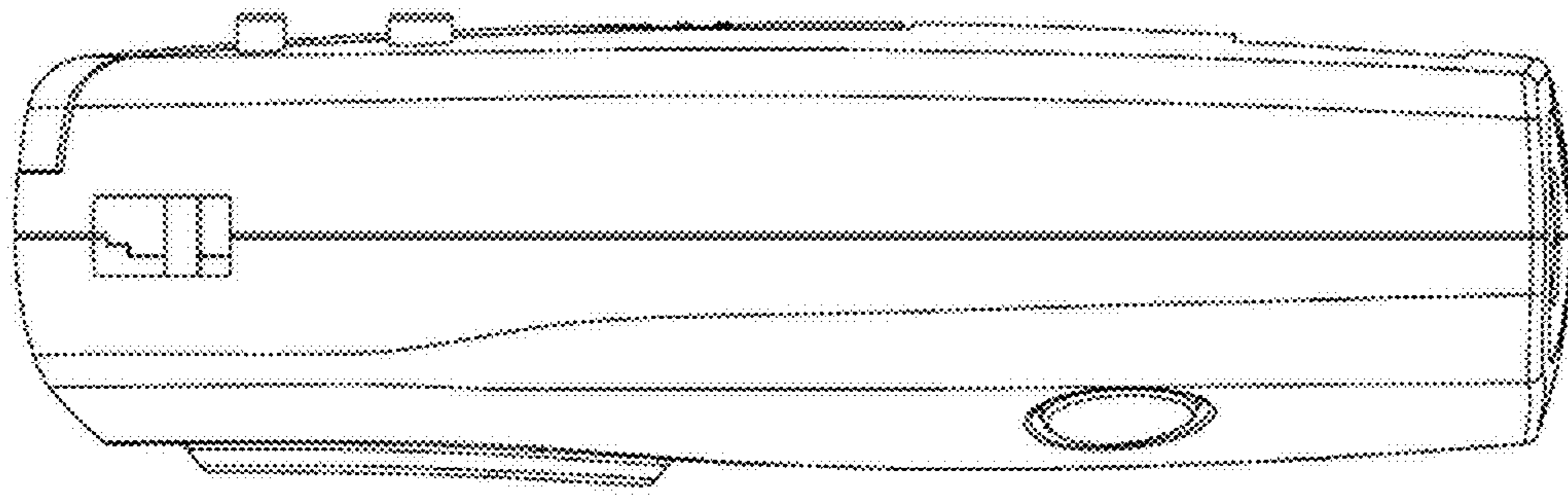


FIG. 5




FIG. 6

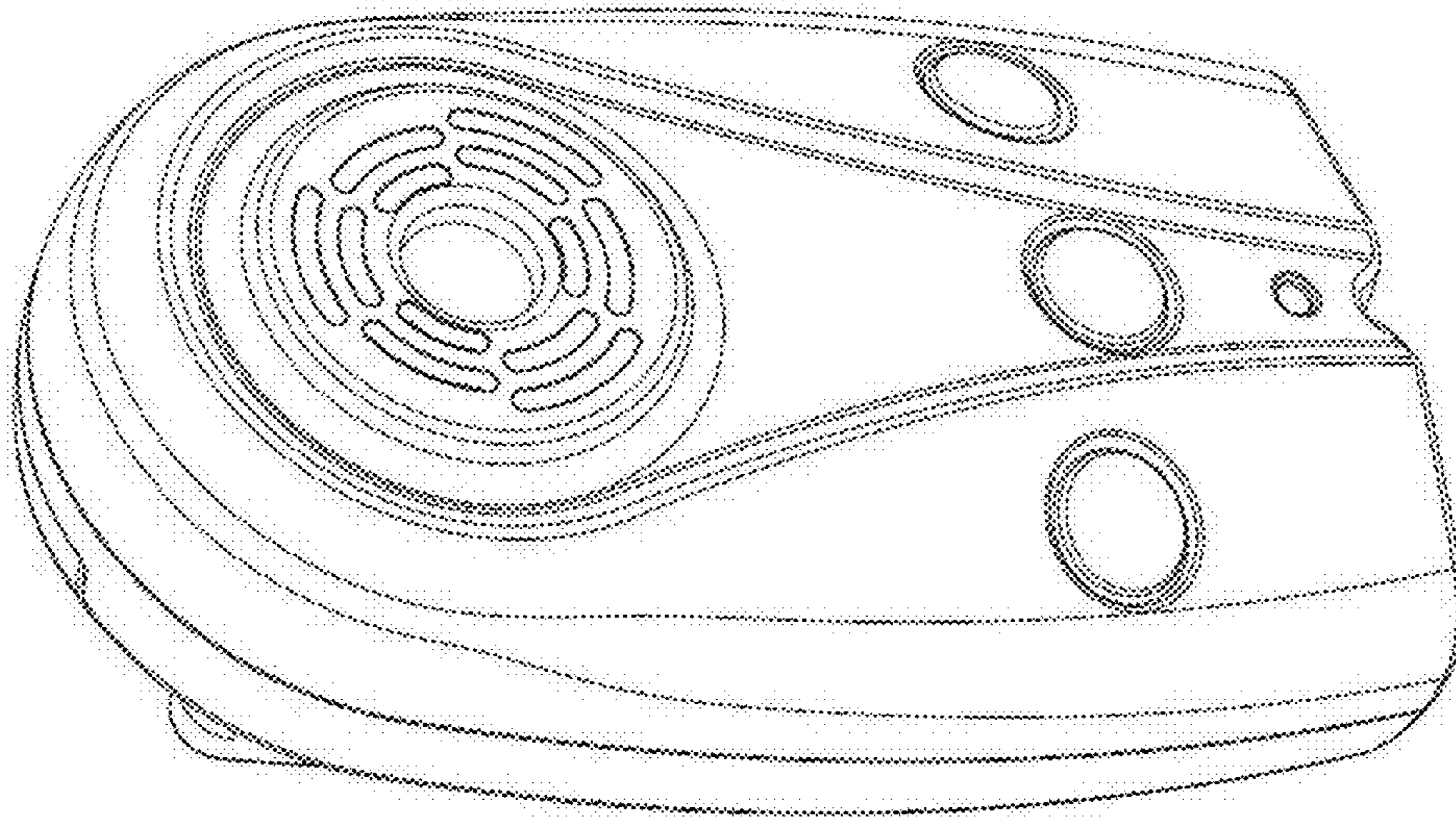


FIG. 7