



US00D795101S

(12) **United States Design Patent** (10) **Patent No.:** **US D795,101 S**
Alla (45) **Date of Patent:** **** Aug. 22, 2017**

(54) **THERMOMETER**

(71) Applicant: **Alla France**, Chemille Melay (FR)

(72) Inventor: **Jean-Marc Alla**, Chanzeaux (FR)

(73) Assignee: **Alla France**, Chemille Melay (FR)

(**) Term: **15 Years**

(21) Appl. No.: **29/573,848**

(22) Filed: **Aug. 10, 2016**

(51) **LOC (10) Cl.** **10-04**

(52) **U.S. Cl.**

USPC **D10/57**

(58) **Field of Classification Search**

USPC D10/57

CPC G01K 1/02; G01K 1/022; G01K 1/024;

G01K 1/08; G01K 1/083; G01K 1/086;

G01K 3/00-3/14; G01K 2003/145; G01K

13/002; G01K 13/004; G01K 2219/00;

G01K 5/04-5/225; G01K 5/22; G01K

221/00

See application file for complete search history.

(56) **References Cited**

U.S. PATENT DOCUMENTS

D723,952 S * 3/2015 Gross D10/57

FOREIGN PATENT DOCUMENTS

EM 002752204-0009 8/2015

* cited by examiner

Primary Examiner — Antoine D Davis

(74) *Attorney, Agent, or Firm* — Locke Lord LLP

(57) **CLAIM**

The ornamental design for a thermometer, as shown and described.

DESCRIPTION

FIG. 1 is a perspective view of an upper surface of the thermometer.

FIG. 2 is a top plan view of the thermometer.

FIG. 3 is a bottom plan view of the thermometer.


FIG. 4 is a left elevation view of the thermometer.

FIG. 5 is a right elevation view of the thermometer.

FIG. 6 is a rear elevation view of the thermometer; and,

FIG. 7 is a front elevation view of the thermometer.

1 Claim, 3 Drawing Sheets






FIG. 1




FIG. 2




FIG. 3




FIG. 4

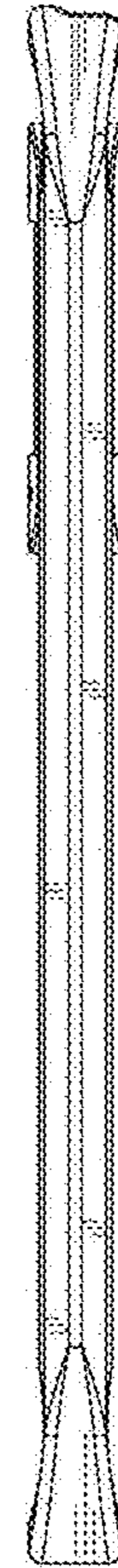


FIG. 5




FIG. 6



FIG. 7