



US00D795079S

(12) **United States Design Patent** (10) **Patent No.:** **US D795,079 S**
Wilcox et al. (45) **Date of Patent:** **** Aug. 22, 2017**

(54) **FLEXIBLE PLASTIC BAG WITH SURFACE ORNAMENTATION**

(71) Applicant: **Corning Optical Communications LLC**, Hickory, NC (US)

(72) Inventors: **Dayne Wilcox**, Menlo Park, CA (US); **Lea Kobeli**, San Francisco, CA (US); **Marie Noury**, Croix (FR); **Marcelle Van Beusekom**, San Francisco, CA (US)

(73) Assignee: **Corning Optical Communications LLC**, Hickory, NC (US)

(**) Term: **15 Years**

(21) Appl. No.: **29/569,807**

(22) Filed: **Jun. 30, 2016**

(51) **LOC (10) Cl.** **09-05**

(52) **U.S. Cl.**
USPC **D9/703**

(58) **Field of Classification Search**
USPC D9/702-714, 720-722, 424, 430-433, D9/414, 418, 444; 383/26, 119, 127, 33, 383/71-75, 103; 229/87.06, 87.08, 87.01, 229/92.1; 222/92, 107, 215; 220/495.03, 220/495.01; D3/303, 201; 428/35.2, 79, 428/199, 542.6; 434/162; 402/79; D5/57-61, 99; 281/2, 3.1, 5, 38, 51; 283/117, 62, 74, 93, 103, 115; D19/1-10, 100
CPC B65D 65/00; B65D 65/02; B65D 65/10; B65D 33/02; B65D 33/008; B65D 33/04; B65D 33/24; B65D 81/00; B65D 81/02; B65D 81/025; B65D 81/24; B65D 81/34; B44F 5/00; B44F 9/00; B44F 9/02; B44F 9/04

See application file for complete search history.

(56) **References Cited**

U.S. PATENT DOCUMENTS

D67,196 S *	5/1925	Frisch	D9/451
D103,446 S *	3/1937	Amend	D9/705
D375,611 S *	11/1996	Cannon	D2/857
D555,009 S *	11/2007	Lin	D9/707
D635,467 S *	4/2011	Kolovich	D9/705
D661,998 S *	6/2012	Wilcoxon	D9/703
D675,106 S	1/2013	Powers et al.	
D676,672 S *	2/2013	Lee	D5/58
D707,974 S *	7/2014	Blackford	D5/61
D769,730 S *	10/2016	Andrus	D9/703

* cited by examiner

Primary Examiner — Abraham Bahta

(74) *Attorney, Agent, or Firm* — Adam R. Weeks

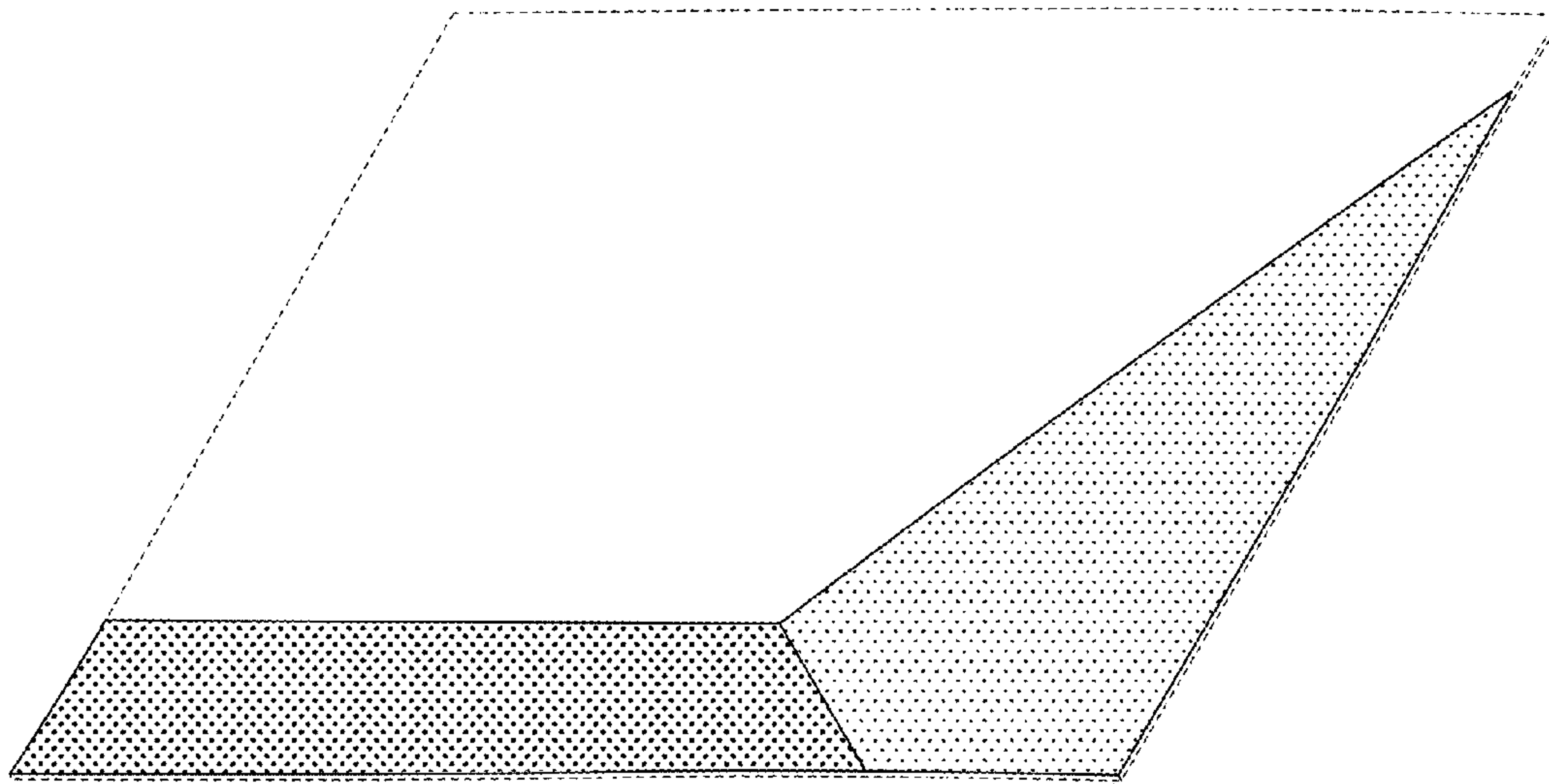
(57) **CLAIM**

The ornamental design for a flexible plastic bag with surface ornamentation, as shown and described.

DESCRIPTION

FIG. 1 is a perspective view of the flexible plastic bag with surface ornamentation showing our new design;
FIG. 2 is a front view thereof;
FIG. 3 is a rear view thereof;
FIG. 4 is a bottom view thereof;
FIG. 5 is a top view thereof;
FIG. 6 is a right view thereof; and,
FIG. 7 is a left view thereof.
The broken lines in the drawings are included for the purpose of illustrating environmental structure and forms no part of the claimed design. In FIGS. 1-2 and 4-7, the stippling indicates color contrast.

1 Claim, 4 Drawing Sheets



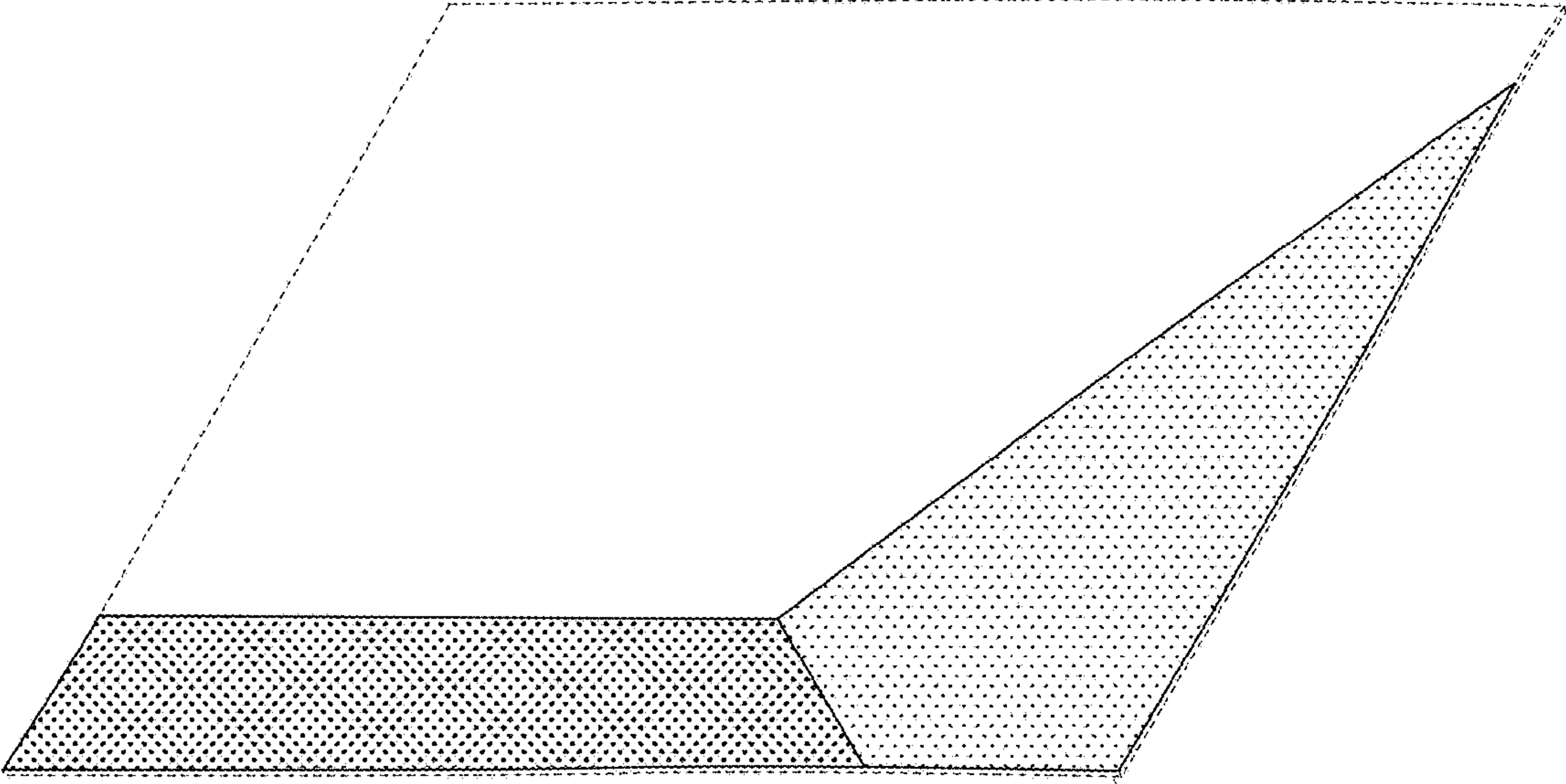


FIG. 1

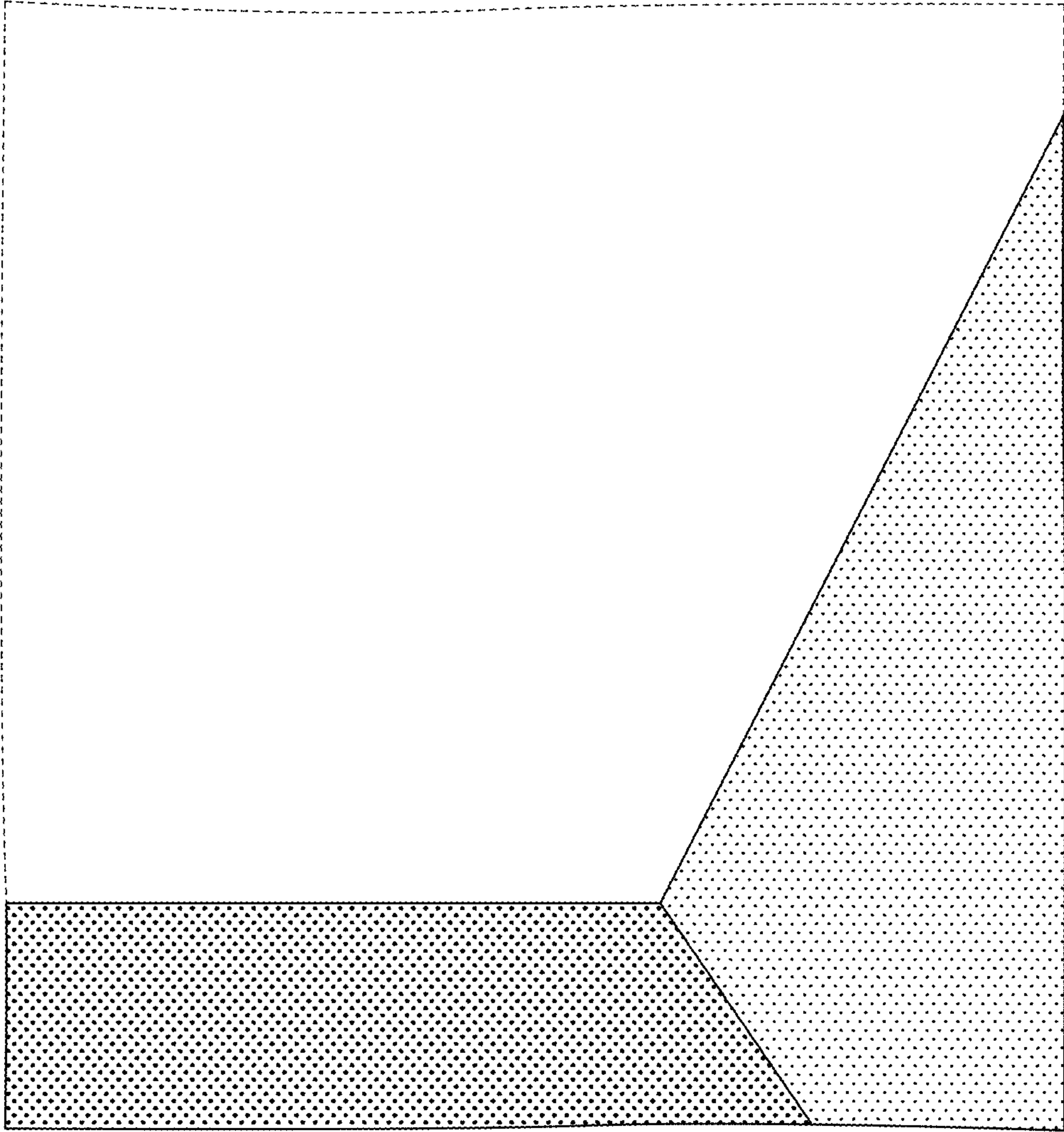


FIG. 2




FIG. 3




FIG. 4

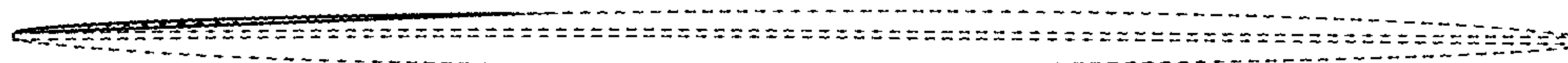


FIG. 5




FIG. 6




FIG. 7