



US00D795071S

(12) **United States Design Patent** (10) **Patent No.:** **US D795,071 S**
Haddad (45) **Date of Patent:** **** Aug. 22, 2017**

(54) **LID**

(71) Applicant: **L'atelier Brands Inc.**, George Town (KY)

(72) Inventor: **Firas Haddad**, Dubai (AE)

(73) Assignee: **L'ATELIER BRANDS INC.** (KY)

(**) Term: **15 Years**

(21) Appl. No.: **29/552,708**

(22) Filed: **Jan. 25, 2016**

(51) **LOC (10) Cl.** **09-07**

(52) **U.S. Cl.**
USPC **D9/454**

(58) **Field of Classification Search**

USPC D3/202, 203.1, 203.2, 273, 275, 294, D3/318; D6/516; D7/300, 300.1, 316, D7/317, 387, 391, 392.1, 393, 396.2, 509, D7/510, 511, 531, 538, 541, 549, 629, D7/703, 900; D9/434, 435, 438, 439, D9/440, 443, 446, 447, 448, 449, 450, D9/452, 453, 454, 502, 503, 504, 529; D19/70, 71, 93, 96, 115, 162, 163, 165, D19/192, 194; D26/36, 123, 124; D28/7, 76, 78, 82, 91; D23/260; 215/200, 235, 236, 252, 254, 329, 215/355-364; 220/203.4-203.7, 203.11, 220/254.1, 254.4, 556, 703, 704, 705, 220/787, 789
CPC A62C 31/02; B65D 1/02; B65D 1/0233; B65D 1/08; B65D 1/10; B65D 25/00; B65D 25/40; B65D 25/42; B65D 25/46; B65D 25/48; B65D 25/77; B65D 39/00; B65D 39/0047; B65D 41/00; B65D 43/00; B65D 43/02; B65D 51/02; B65D 51/04; B65D 50/041; B65D 23/00; B65D 1/00; B65D 1/0223; B65D 2501/00; B65D 2501/0009; B65D 83/06; B05B 17/00; B05B 15/002; A45D 34/00; A45D 34/042; A45D 2040/0006; A45D 2040/093

See application file for complete search history.

(56) **References Cited**

U.S. PATENT DOCUMENTS

4,423,824 A * 1/1984 Varndell A47K 1/14
215/256
D287,207 S * 12/1986 Daenen D7/392.1
D287,208 S * 12/1986 Daenen D7/392.1
D327,808 S * 7/1992 Kline D7/391
D382,175 S * 8/1997 Green D28/82
D395,985 S * 7/1998 Krupa D7/541
D408,590 S * 4/1999 Litton D28/82

(Continued)

FOREIGN PATENT DOCUMENTS

KR 300585948.0001 * 2/2014
KR 300767248.0000 * 10/2014

Primary Examiner — Thomas Johannes

Assistant Examiner — Catherine Posthauer

(74) *Attorney, Agent, or Firm* — Hankin Patent Law, APC; Kevin Schraven; Anooj Patel

(57) **CLAIM**

The ornamental design for a lid, as shown and described.

DESCRIPTION

FIG. 1 is a top perspective view of a lid, showing my new design;

FIG. 2 is a bottom perspective view thereof.

FIG. 3 is a top plan view thereof.

FIG. 4 is a bottom plan view thereof.

FIG. 5 is a right side elevational view thereof.

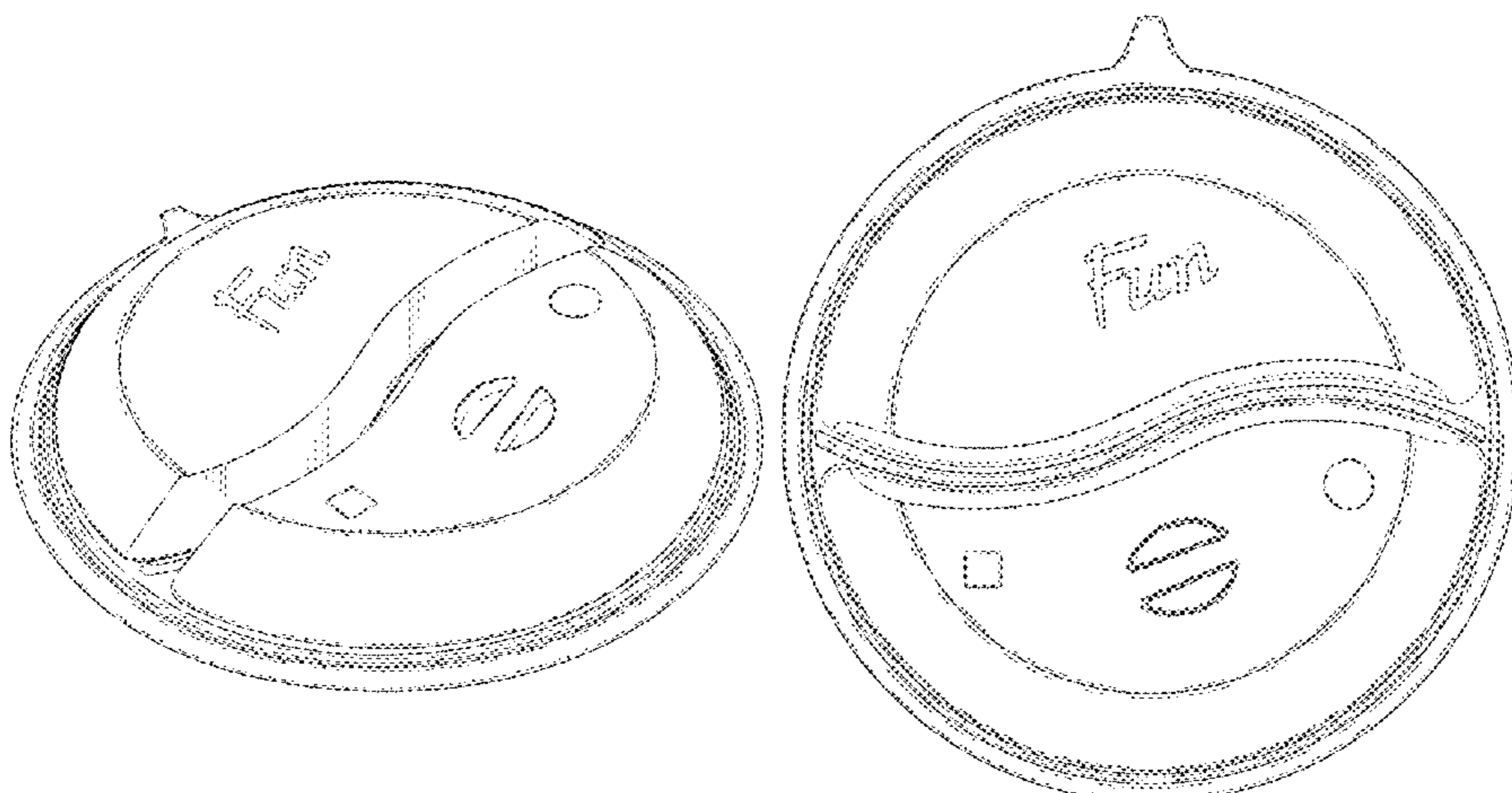
FIG. 6 is a left side elevational view thereof.

FIG. 7 is a front elevational view thereof; and,

FIG. 8 is a rear elevational view thereof.

The broken lines are for the purpose of illustrating parts of the lid that form no part of the claim.

1 Claim, 8 Drawing Sheets



(56)

References Cited

U.S. PATENT DOCUMENTS

D430,989	S	*	9/2000	Price	D7/392.1
D507,078	S	*	7/2005	Greenfield	D28/82
D508,379	S	*	8/2005	Doliwa	D7/629
D512,914	S	*	12/2005	Moretti	D9/454
D526,564	S	*	8/2006	Slavin	D9/454
D535,143	S	*	1/2007	Kortleven	D7/391
D535,144	S	*	1/2007	George	D7/392.1
D563,718	S	*	3/2008	Lion	D7/354
D563,785	S	*	3/2008	Maki	D9/454
D565,409	S	*	4/2008	Cole	D9/449
D630,905	S	*	1/2011	Cornu	D7/538
D632,959	S	*	2/2011	Peters	D9/454
D633,644	S	*	3/2011	Sprengers	D26/89
D660,659	S	*	5/2012	Cohen	D7/629
D677,162	S	*	3/2013	Sharma	D7/392.1
D708,009	S	*	7/2014	Gillette	D7/378
D708,010	S	*	7/2014	Gillette	D7/378
D711,250	S	*	8/2014	Henriksson	D9/504
D722,246	S	*	2/2015	Lee	D7/354

* cited by examiner

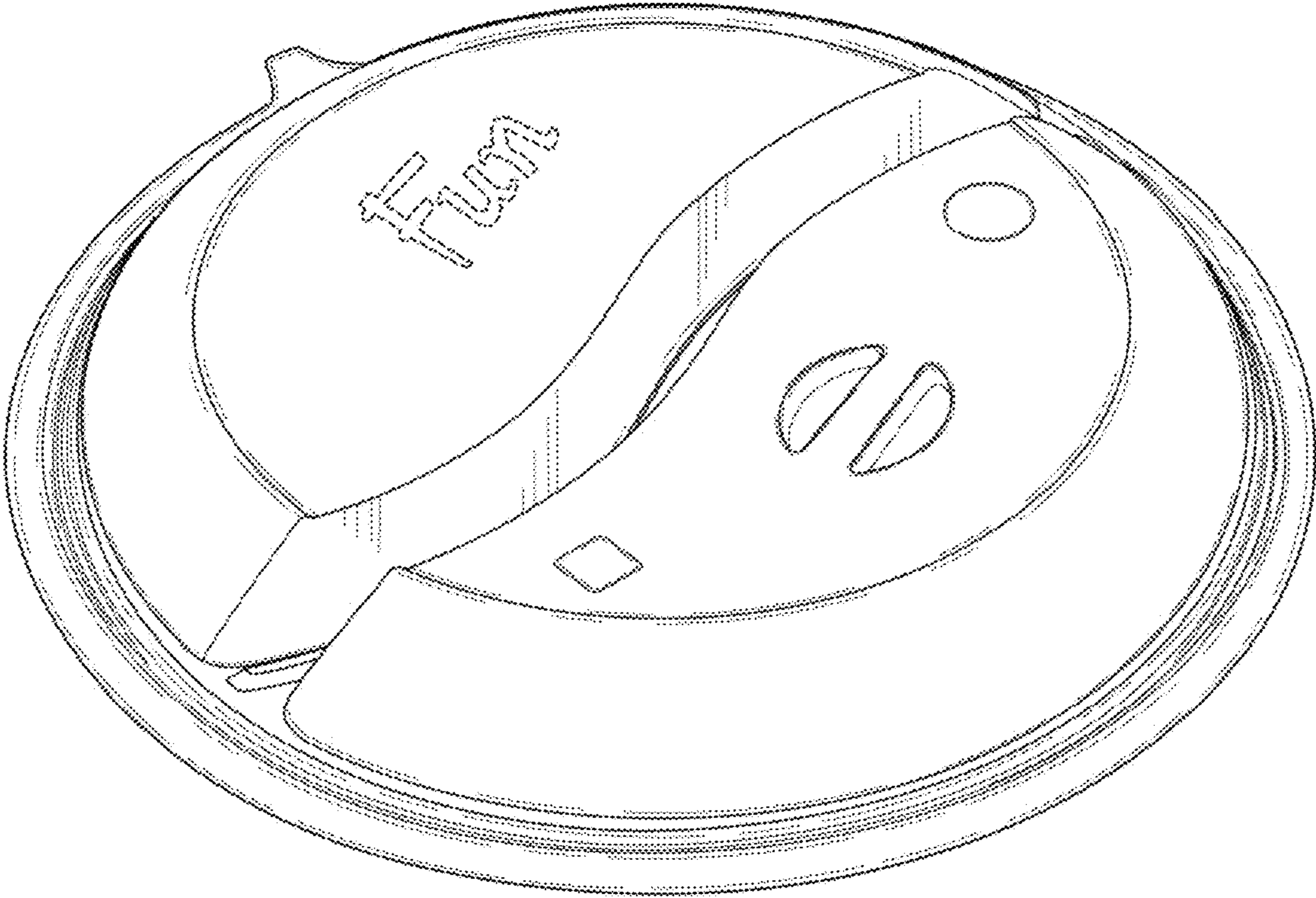


Fig. 1

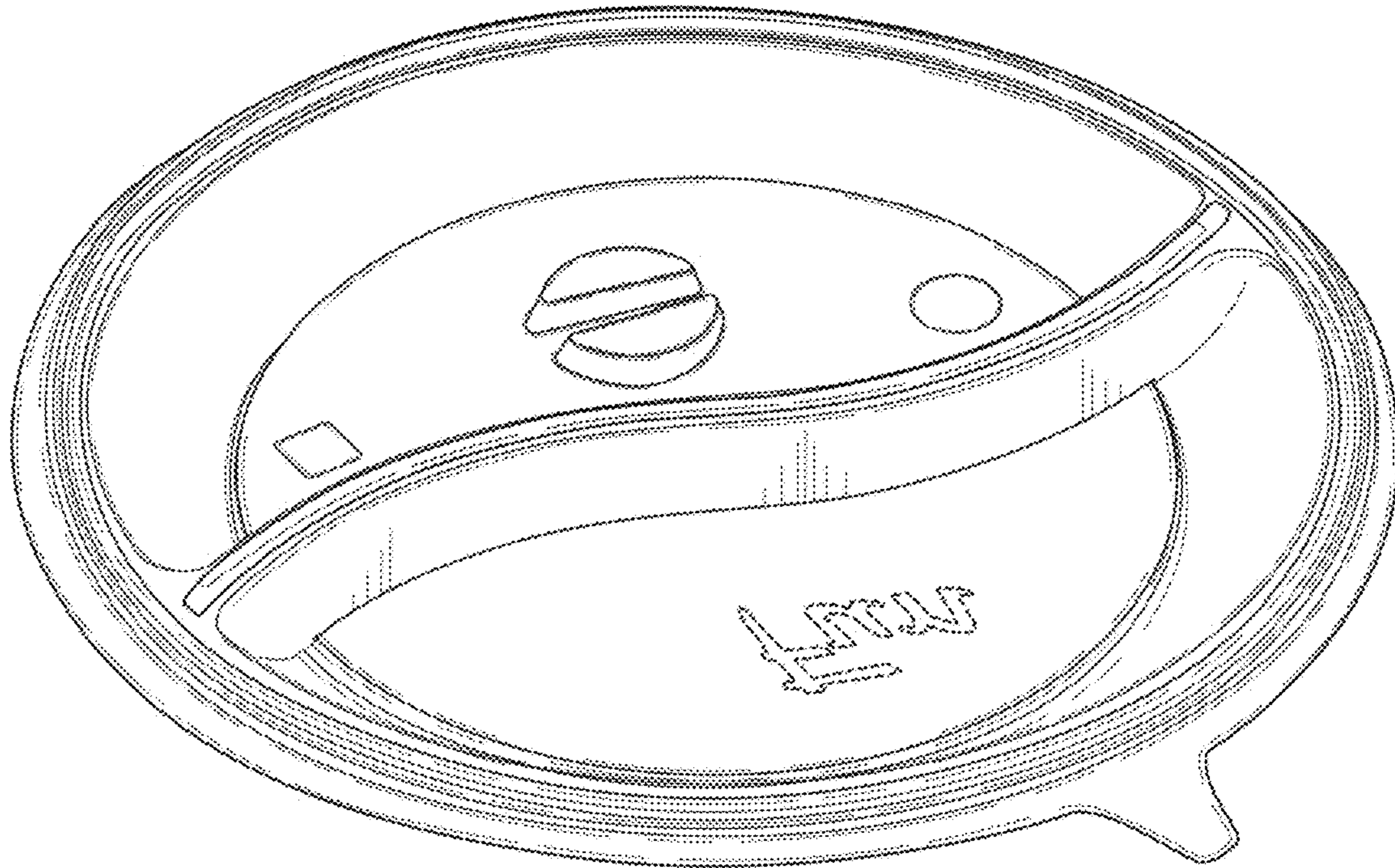


Fig.2

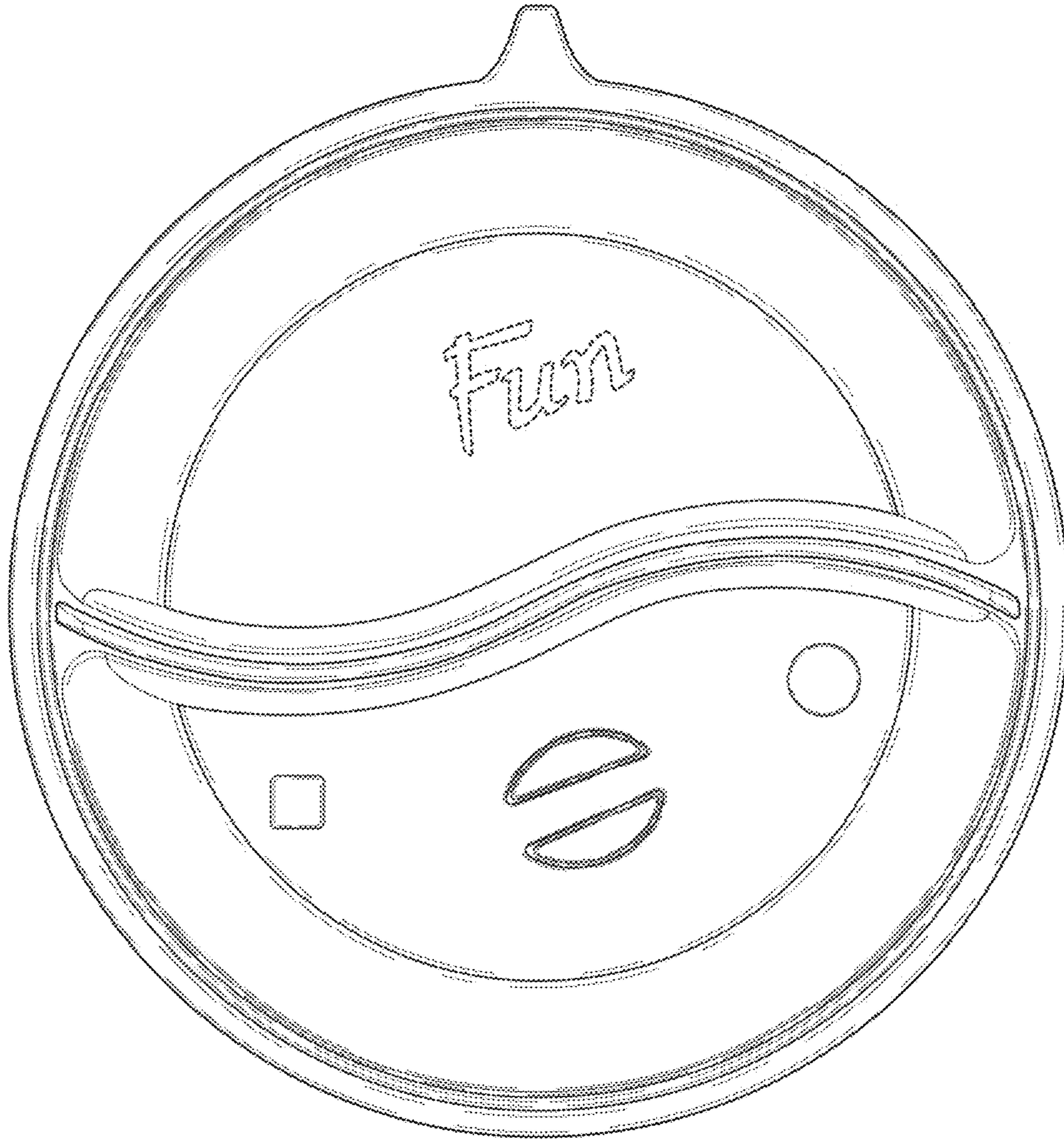


Fig.3

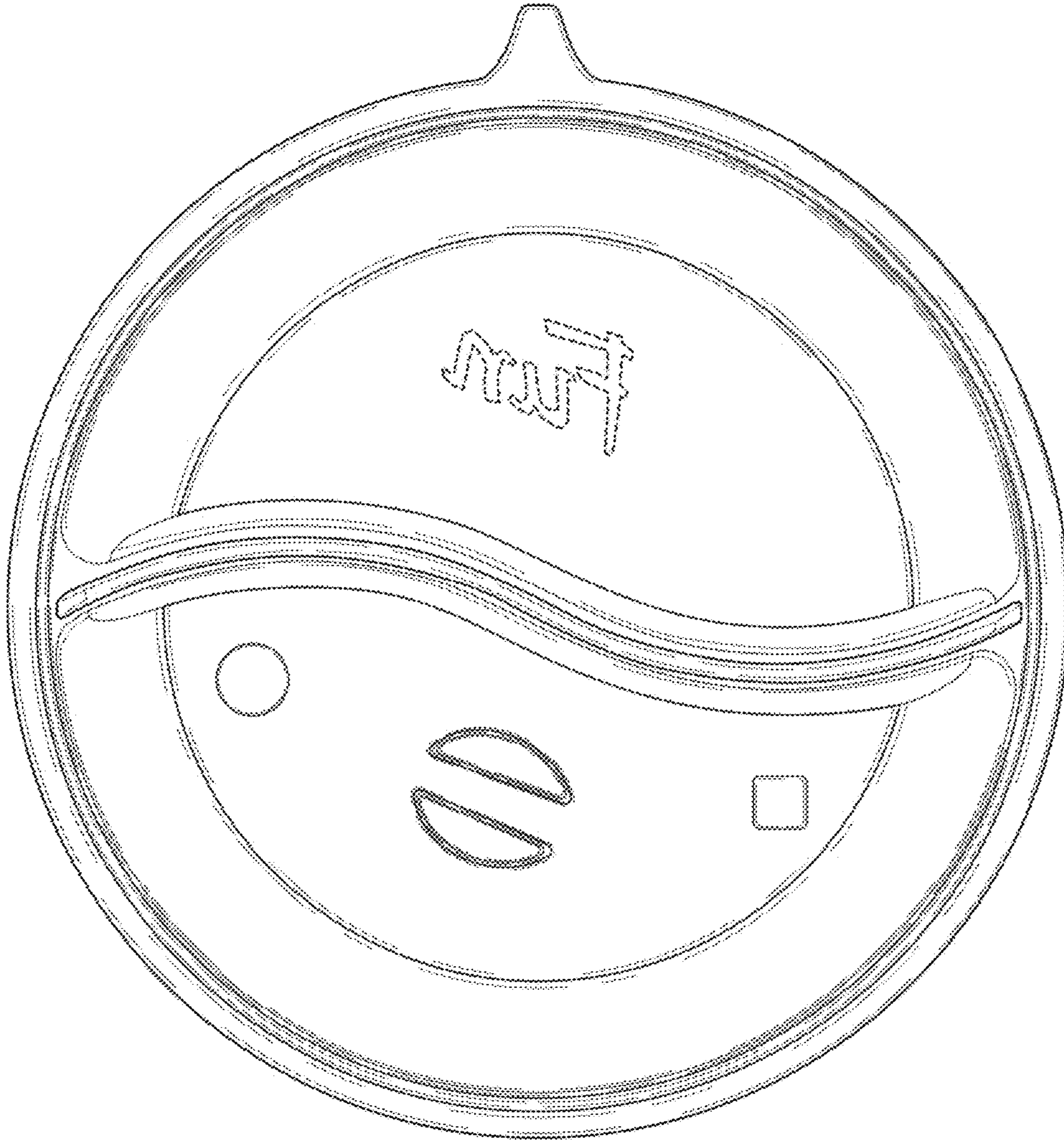


Fig.4

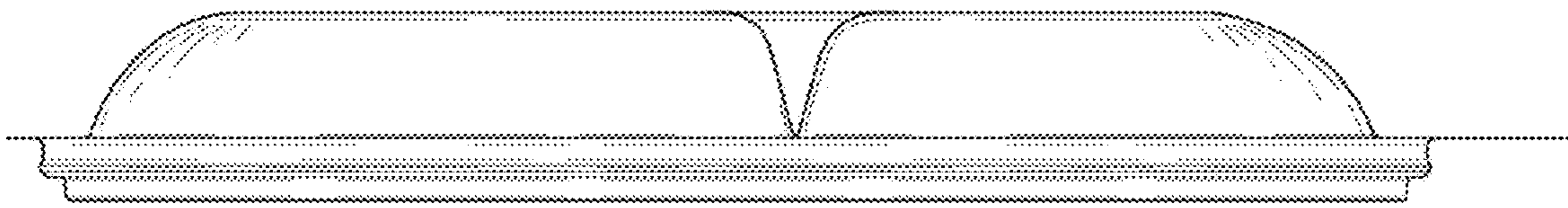


Fig. 5

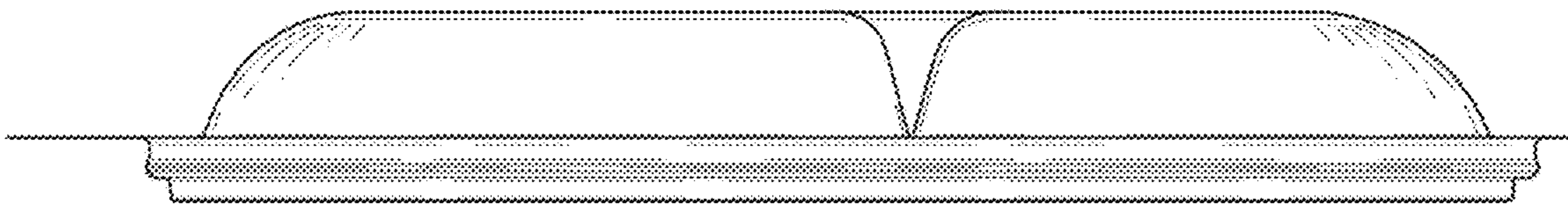


Fig.6




Fig. 7




Fig. 8