



US00D795067S

(12) **United States Design Patent** (10) **Patent No.:** **US D795,067 S**
Bloc et al. (45) **Date of Patent:** **** Aug. 22, 2017**

(54) **DISPENSER HEAD**
(71) Applicant: **Albéa Services**, Gennevilliers (FR)
(72) Inventors: **Richard Bloc**, Derchigny (FR); **Laure Deschamps**, Paris (FR)
(73) Assignee: **ALBEA SERVICES**, Gennevilliers (FR)
(**) Term: **15 Years**
(21) Appl. No.: **29/545,423**
(22) Filed: **Nov. 12, 2015**

(30) **Foreign Application Priority Data**
May 13, 2015 (EM) 002699934-0005

(51) **LOC (10) Cl.** **09-07**
(52) **U.S. Cl.**
USPC **D9/449**

(58) **Field of Classification Search**
USPC D9/415, 434, 435, 440, 446-450, 452, D9/453, 454, 455-457, 499; D7/387, D7/388, 396.2, 396.4, 396.6, 398, 403, D7/509, 510, 511; D3/202, 203.2, 247, D3/294, 304, 318; D28/91.1; D8/343, D8/346, 352, 382, 397, 399
CPC .. A61J 1/00; A61J 1/1412; B65D 1/00; B65D 1/02; B65D 1/10; B65D 1/46; B65D 2585/56; B65D 41/00; B65D 41/56; B65D 41/62; B65D 47/06; B65D 47/08; B65D 2543/00046; B65D 2543/00092; B65D 2543/00296
See application file for complete search history.

(56) **References Cited**
U.S. PATENT DOCUMENTS
D398,232 S * 9/1998 Bakic D9/440
D457,429 S * 5/2002 Walters D9/448

D458,537 S * 6/2002 Crawford D9/682
D505,326 S * 5/2005 Costa
D511,095 S * 11/2005 Auer D9/435
D527,258 S * 8/2006 Crawford D9/448
D528,418 S * 9/2006 Kuo D9/448
D532,692 S * 11/2006 Cornet D9/448
D536,973 S * 2/2007 van der Heijden D6/542
D539,143 S * 3/2007 Arminak D9/448
D541,654 S * 5/2007 Pietrowski D9/448
D545,190 S * 6/2007 Wu D9/448
D547,654 S * 7/2007 Cornet D9/448
D552,991 S * 10/2007 Lai D9/448
D569,247 S * 5/2008 Decottignies D9/448
D587,577 S * 3/2009 Ribera Turro et al.
D588,005 S * 3/2009 Boes D9/448
D588,006 S * 3/2009 Boes D9/448
D591,166 S * 4/2009 Bradley D9/691
D634,197 S * 3/2011 Guilmeau D9/448
D666,909 S * 9/2012 Bloc D9/448
D667,726 S * 9/2012 Bloc D9/448
D678,064 S * 3/2013 Arminak D9/448
D688,561 S * 8/2013 Bunce D9/682

(Continued)

Primary Examiner — Karen S Acker
Assistant Examiner — Wendy Arminio
(74) *Attorney, Agent, or Firm* — Banner & Witcoff, Ltd.

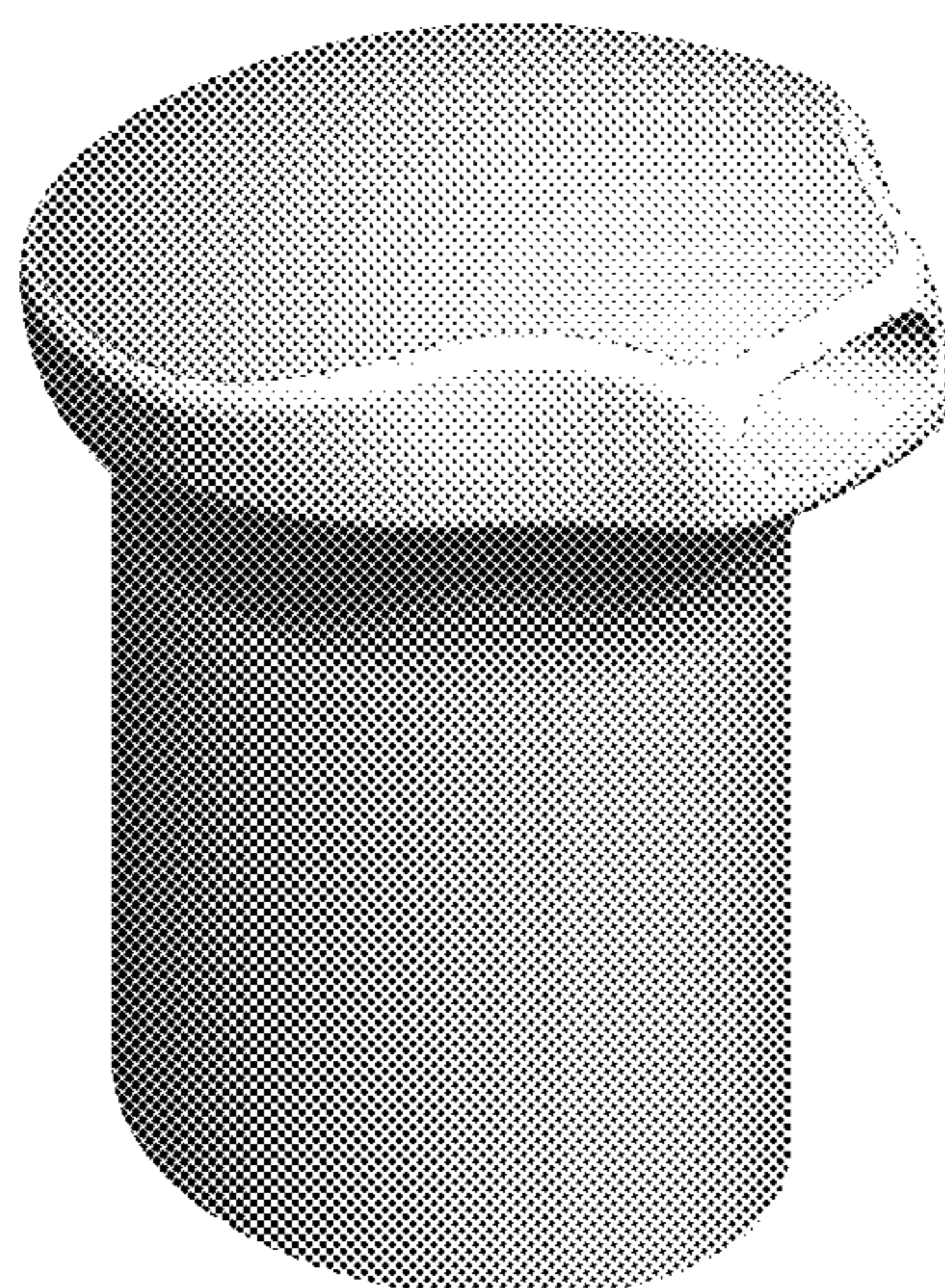
(57) **CLAIM**

The ornamental design for a dispenser head, as shown and described.

DESCRIPTION

FIG. 1 is a top, front, left perspective view of a dispenser head showing our new design;
FIG. 2 is a top, rear and right perspective view thereof;
FIG. 3 is a front view thereof;
FIG. 4 is a rear view thereof;
FIG. 5 is a left side view thereof; wherein the right side view is a mirror image of FIG. 5; and,
FIG. 6 is a top view thereof.

1 Claim, 6 Drawing Sheets



(56)

References Cited

U.S. PATENT DOCUMENTS

D709,762 S	7/2014	Kuo	
D714,642 S *	10/2014	Wang D9/448
D754,540 S *	4/2016	Wang D9/434
2004/0129727 A1 *	7/2004	Foster B05B 11/3084 222/137

* cited by examiner



FIG. 1



FIG. 2




FIG. 3




FIG. 4




FIG. 5




FIG. 6