



US00D795042S

(12) **United States Design Patent**  
**Burns**

(10) **Patent No.:** **US D795,042 S**

(45) **Date of Patent:** **\*\* Aug. 22, 2017**

(54) **LOCKING DEVICE HAVING A CABLE**

(71) Applicant: **Michael Paul Burns**, Waunakee, WI  
(US)

(72) Inventor: **Michael Paul Burns**, Waunakee, WI  
(US)

(\*\*) Term: **15 Years**

(21) Appl. No.: **29/553,119**

(22) Filed: **Jan. 28, 2016**

(51) **LOC (10) Cl.** ..... **08-07**

(52) **U.S. Cl.**  
USPC ..... **D8/333**

(58) **Field of Classification Search**  
USPC ..... D8/330, 331, 333, 339, 343, 345, 349;  
70/14, 18, 30, 49, 58, 232, 233, 312, 51,  
70/DIG. 57; 292/256, 262, 264, 281, 288  
CPC ..... E05B 15/00; E05B 17/00; E05B 37/002;  
E05B 69/00; E05B 73/00; E05B 73/0029;  
E05N 73/0017

See application file for complete search history.

(56) **References Cited**

**U.S. PATENT DOCUMENTS**

- 3,017,678 A \* 1/1962 Christensen ..... B63B 21/08  
24/134 R
- 3,435,642 A \* 4/1969 Del Pesco ..... E05B 67/003  
24/115 R
- D267,470 S \* 1/1983 Scherbing ..... D8/333
- D347,157 S \* 5/1994 Brown ..... D8/333
- D370,401 S \* 6/1996 Minkin ..... D8/333

- 6,003,348 A \* 12/1999 McCrea ..... E05B 73/0005  
70/18
- D427,883 S \* 7/2000 Ling ..... D8/331
- 7,104,093 B2 \* 9/2006 Ling ..... E05B 71/00  
70/25
- 7,140,210 B2 \* 11/2006 Cheng ..... E05B 73/0005  
70/14
- D570,667 S \* 6/2008 Zapushek ..... D8/330
- D704,033 S \* 5/2014 Davidson ..... D8/330
- D725,458 S \* 3/2015 Plato ..... D8/330
- D738,703 S \* 9/2015 Thomson ..... D8/333

\* cited by examiner

*Primary Examiner* — Prabhakar G Deshmukh  
(74) *Attorney, Agent, or Firm* — Brannen Law Office,  
LLC

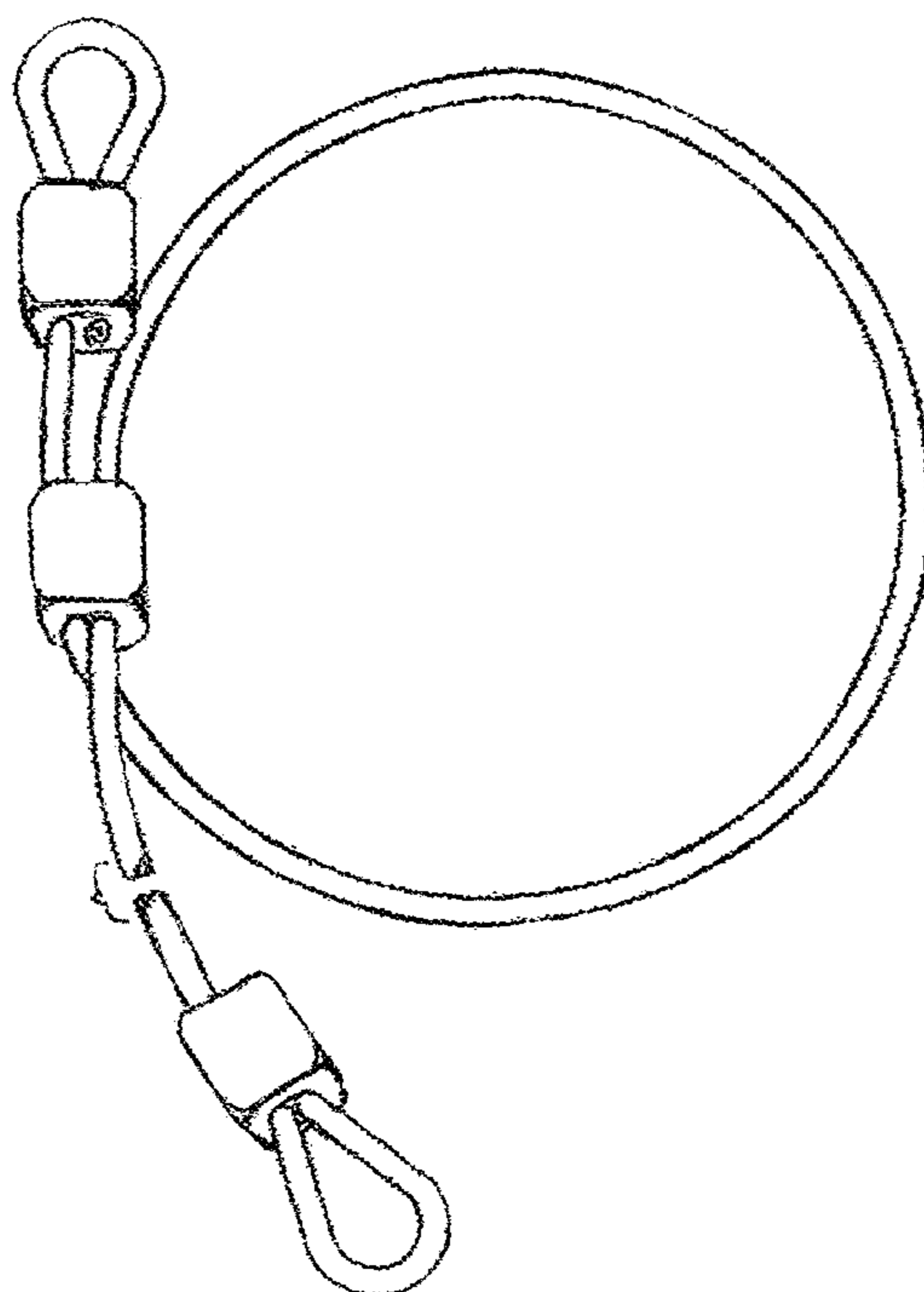
(57) **CLAIM**

The ornamental design for a locking device having a cable,  
as shown and described.

**DESCRIPTION**

FIG. 1 is a front elevational view of a locking device having a cable showing my new design;  
FIG. 2 is perspective view thereof;  
FIG. 3 is another perspective view thereof;  
FIG. 4 is a perspective view thereof, showing in an alternate position; and,  
FIG. 5 is a perspective view thereof, shown in the environmental use.  
The broken lines illustrate environment and forms no part of the claimed design.  
The appearance of any portion of the article between the break lines form no part of the claimed design.

**1 Claim, 5 Drawing Sheets**



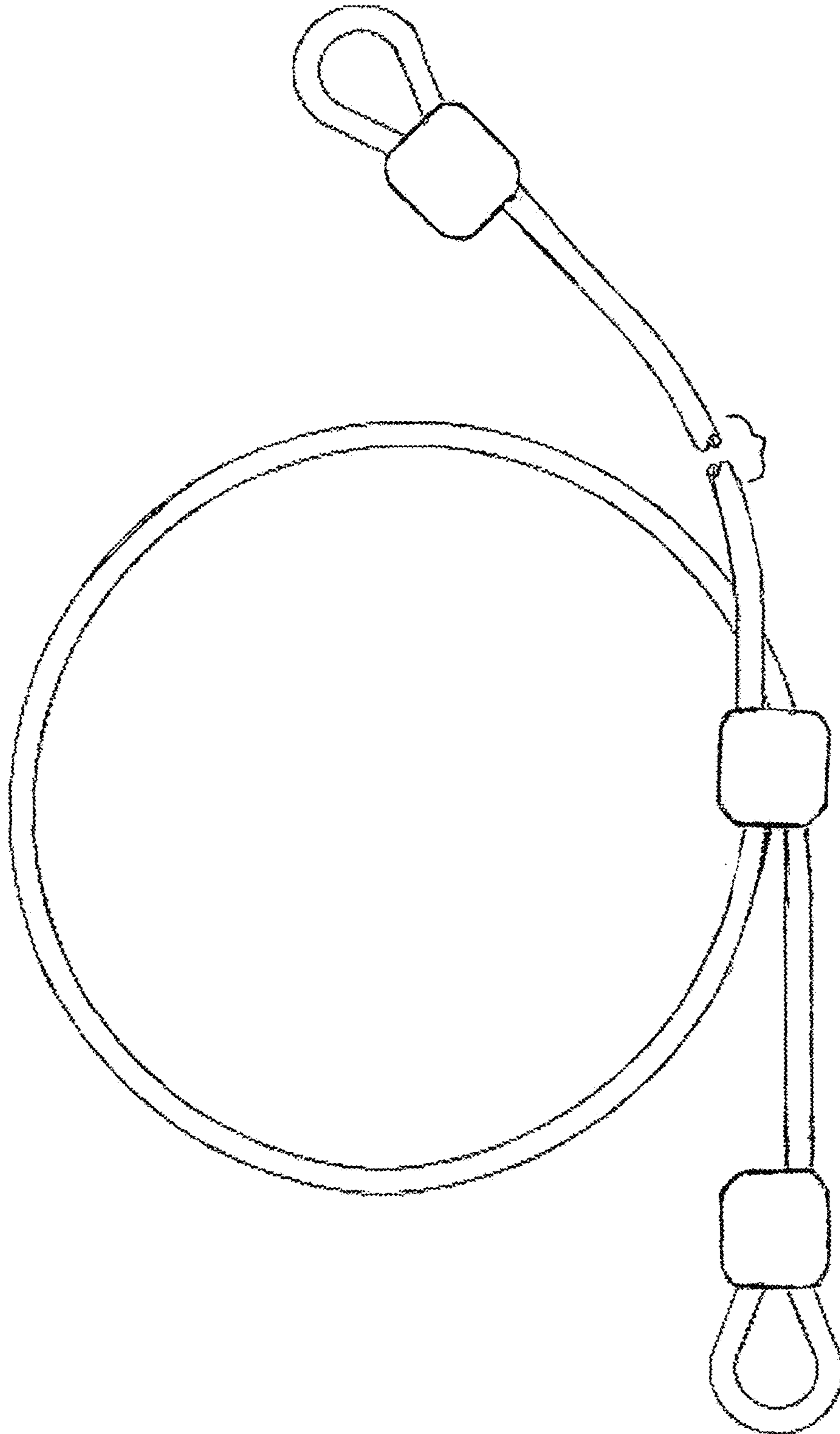
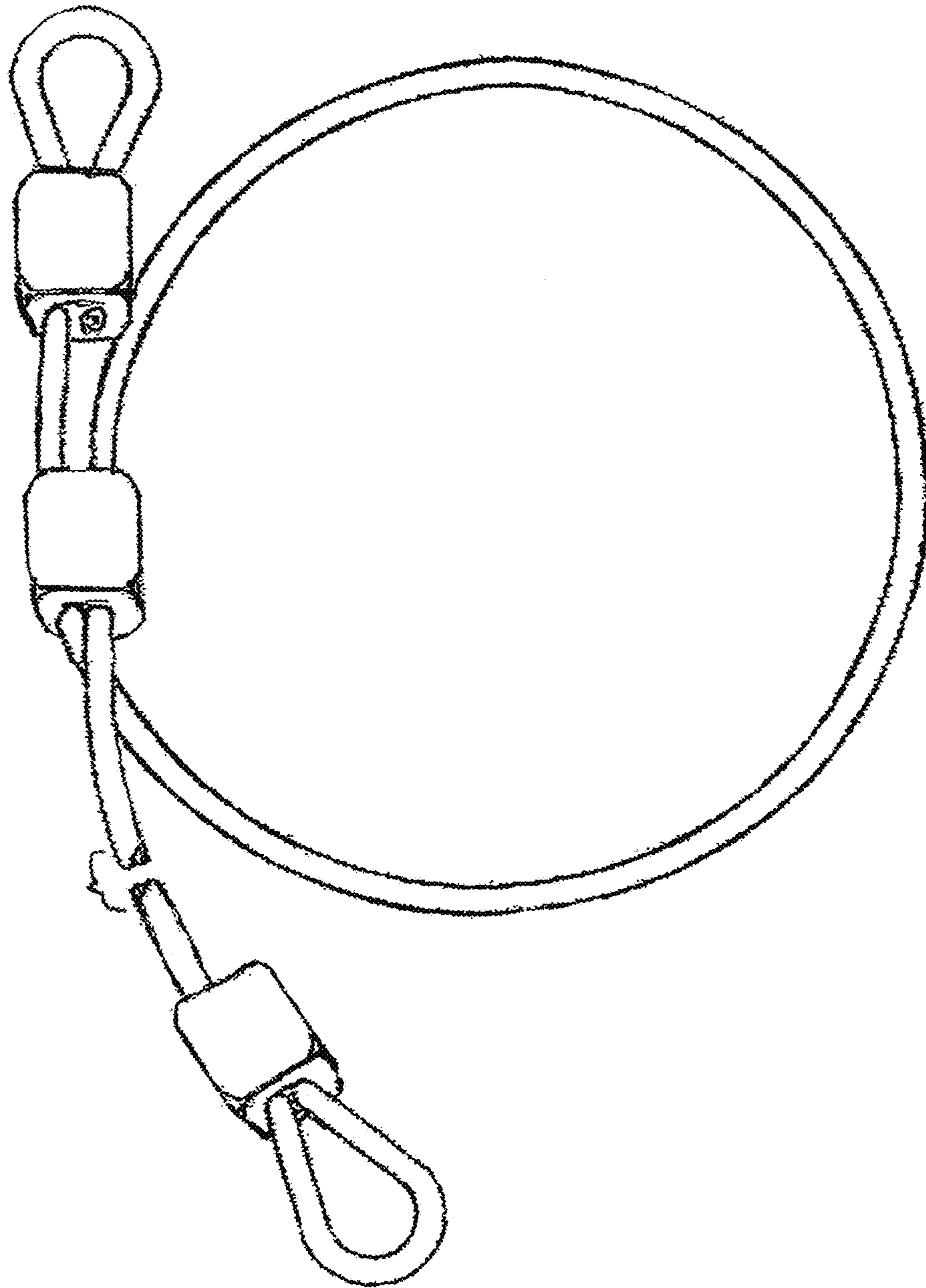


Figure 1



**Figure 2**

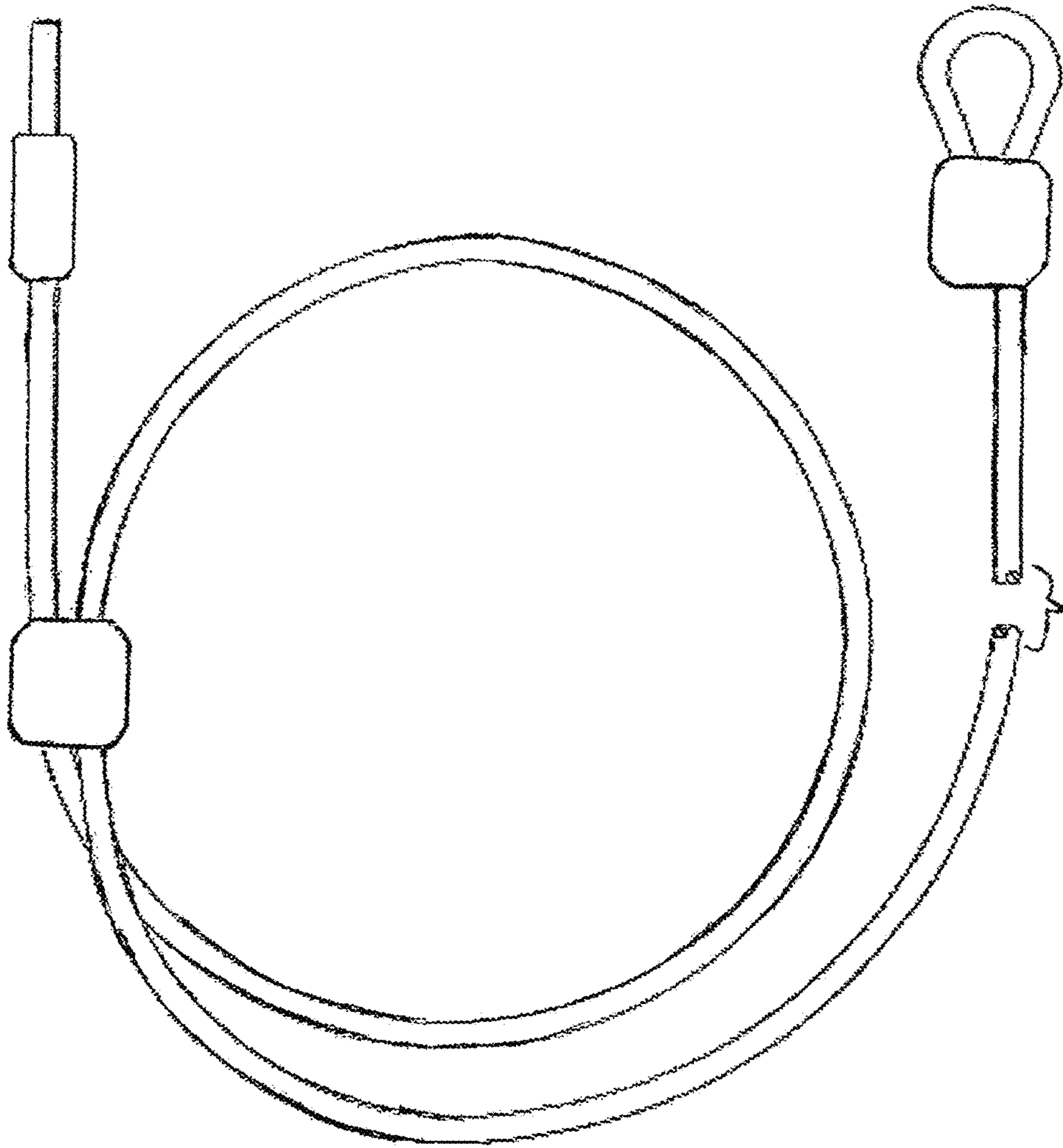


Figure 3

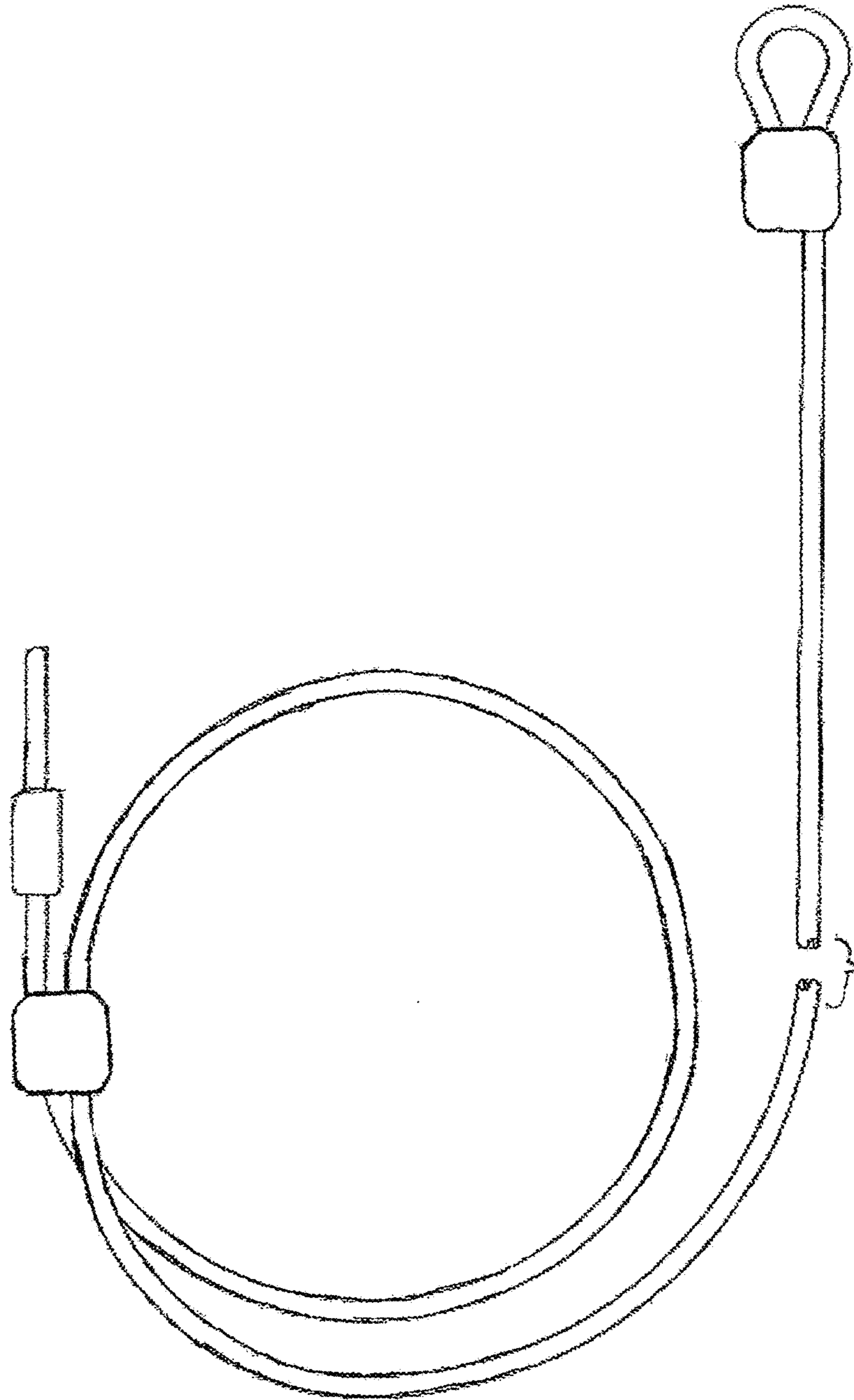
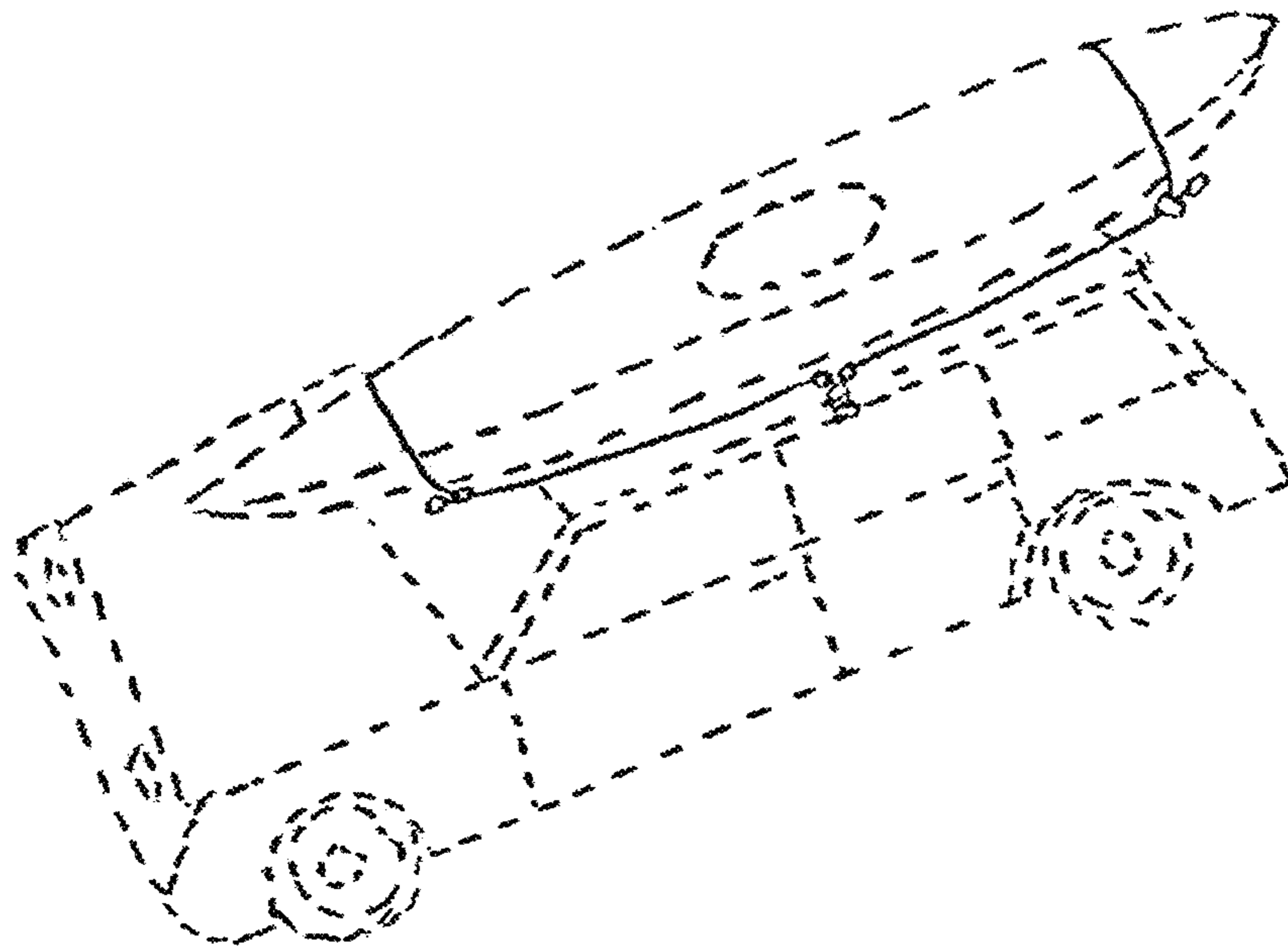


Figure 4



**FIGURE 5**