



US00D795040S

(12) **United States Design Patent** (10) **Patent No.:** **US D795,040 S**
Bloch (45) **Date of Patent:** **** Aug. 22, 2017**

(54) **DOUBLE BLADE KNIFE**

OTHER PUBLICATIONS

(71) Applicant: **Outdoor Edge Cutlery Corporation,**
Denver, CO (US)

Official Action for Canadian Patent Application No. 2,889,292,
mailed Mar. 1, 2016, 6 pages.

(Continued)

(72) Inventor: **David R. Bloch,** Morrison, CO (US)

Primary Examiner — Phillip S Hyder

(73) Assignee: **OUTDOOR EDGE CUTLERY**
CORPORATION, Denver, CO (US)

(74) *Attorney, Agent, or Firm* — Lewis Brisbois Bisgaard
& Smith LLP

(**) Term: **15 Years**

(21) Appl. No.: **29/551,898**

(57) **CLAIM**

(22) Filed: **Jan. 18, 2016**

The ornamental design for a double blade knife, as shown
and described.

Related U.S. Application Data

(63) Continuation of application No. 29/507,929, filed on
Oct. 31, 2014, now Pat. No. Des. 747,637.

DESCRIPTION

(51) **LOC (10) Cl.** **08-03**

(52) **U.S. Cl.**
USPC **D8/99**

(58) **Field of Classification Search**
USPC D8/98, 99, 100, 105; D22/118;
30/155-162

CPC .. B26B 1/04; B26B 1/046; B26B 1/02; B26B
1/10; B26B 1/00

See application file for complete search history.

FIG. 1 is a perspective view of the double blade knife shown
in a first position of use where a first blade adapted to receive
a replaceable portion is deployed;
FIG. 2 is a front elevation view thereof;
FIG. 3 is a rear elevation view thereof;
FIG. 4 is a right elevation view thereof;
FIG. 5 is a left elevation view thereof;
FIG. 6 is a bottom plan view thereof;
FIG. 7 is a top plan view thereof;
FIG. 8 is a perspective view of the double blade knife shown
in a second position of use where a second blade comprising
a skinning blade is deployed;
FIG. 9 is a front elevation view thereof;
FIG. 10 is a rear elevation view thereof;
FIG. 11 is a right elevation view thereof;
FIG. 12 is a left elevation view thereof;
FIG. 13 is a bottom plan view thereof;
FIG. 14 is a top plan view thereof; and,
FIG. 15 is a perspective view of the double blade knife
shown in a third position of use where the first blade and the
second blade are deployed.
The replaceable portion of the blade is depicted by broken
lines since it forms no part of the claimed design.

(56) **References Cited**

U.S. PATENT DOCUMENTS

1,738,365 A 12/1929 Gahagan
D100,877 S 8/1936 Parker et al.
D172,377 S 6/1954 Woofter
3,488,843 A 1/1970 Tims, Jr.
3,772,955 A 11/1973 Pearl
3,896,546 A 7/1975 Hildebrandt

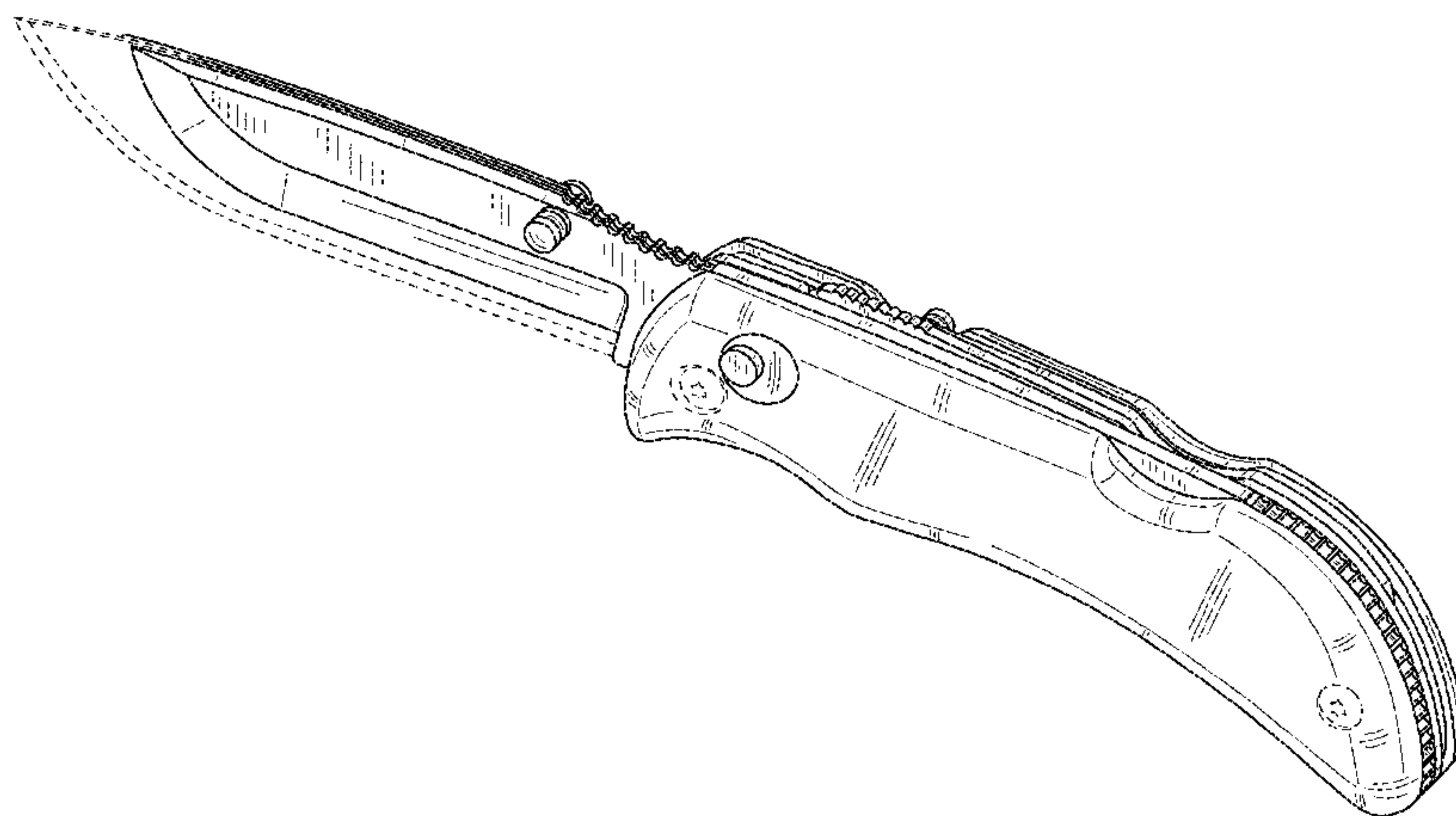
(Continued)

FOREIGN PATENT DOCUMENTS

AU 2006202953 8/2006
CA 2481333 6/2005

(Continued)

1 Claim, 9 Drawing Sheets



(56)

References Cited

U.S. PATENT DOCUMENTS

4,161,818 A 7/1979 Phelps
 4,173,071 A 11/1979 Ishida
 D265,719 S 8/1982 Dowdy
 D277,452 S 2/1985 Ulvtorp
 5,511,310 A 4/1996 Sessions et al.
 D371,288 S 7/1996 Thompson
 D383,370 S 9/1997 Chen et al.
 D385,471 S 10/1997 Seber et al.
 5,689,889 A 11/1997 Overholt
 D392,539 S 3/1998 Balolia
 D393,405 S 4/1998 Seber et al.
 6,058,611 A 5/2000 Rickard
 D442,461 S 5/2001 Glesser
 6,263,581 B1 7/2001 Forte
 6,397,476 B1 6/2002 Onion
 6,446,341 B1 9/2002 Wang et al.
 6,574,868 B1 6/2003 Overholt
 D501,782 S 2/2005 Ping
 D510,250 S 10/2005 Ping
 D516,403 S 3/2006 Ping
 D517,893 S 3/2006 Ping
 D519,019 S 4/2006 Ping
 D522,835 S 6/2006 Ping
 D526,878 S 8/2006 Ping
 D528,894 S 9/2006 Ping
 D528,895 S 9/2006 Ping
 7,134,207 B2 11/2006 Ping
 D535,171 S 1/2007 Ping
 7,172,611 B2 2/2007 Harding et al.
 D543,822 S 6/2007 Ping
 D545,165 S 6/2007 Ping
 D546,158 S 7/2007 Ping
 D551,050 S 9/2007 Ping
 D552,955 S 10/2007 Ping
 D562,651 S 2/2008 Harkey
 D564,326 S 3/2008 Tsuda et al.
 D567,055 S 4/2008 Renzi et al.
 D568,136 S 5/2008 Ping
 D573,435 S 7/2008 Tsuda et al.
 D574,691 S 8/2008 Ping
 D578,858 S 10/2008 Ping
 D579,299 S 10/2008 Ping
 D583,643 S 12/2008 Ping
 D584,125 S 1/2009 Ping
 7,480,997 B2 1/2009 Ping
 D592,033 S 5/2009 Bloch
 D593,838 S 6/2009 Williams
 7,900,363 B1 3/2011 White
 D654,144 S 2/2012 Karlsson et al.
 8,381,407 B1 2/2013 White
 8,935,855 B2 1/2015 Qiu
 D728,339 S 5/2015 Bloch
 D738,181 S 9/2015 Kanaan
 D747,637 S 1/2016 Bloch
 D751,882 S 3/2016 Bloch
 D764,888 S 8/2016 Bloch
 2004/0226173 A1 11/2004 Ping
 2004/0231169 A1 11/2004 Roberson
 2005/0138816 A1 6/2005 Ping
 2005/0229404 A1 10/2005 Nordqvist et al.
 2006/0064877 A1 3/2006 Vallotton et al.
 2007/0006466 A1 1/2007 Ping
 2007/0294895 A1 12/2007 Ping
 2008/0148576 A1 6/2008 Ping
 2010/0299935 A1 12/2010 Ping
 2011/0023308 A1 2/2011 Ping

2012/0030949 A1 2/2012 Ping
 2012/0227267 A1 9/2012 Qiu
 2013/0227794 A1 9/2013 Wang
 2013/0255087 A1 10/2013 Wang
 2014/0115851 A1 5/2014 Bloch et al.
 2014/0216605 A1 8/2014 Batty

FOREIGN PATENT DOCUMENTS

CN 201677334 12/2010
 CN 102756384 10/2012
 CN 102990680 3/2013
 CN 102990681 3/2013
 EP 1570959 9/2005
 FR 2848138 6/2004
 FR 2864463 7/2005
 FR 2867716 9/2005
 FR 2870152 11/2005
 WO WO 2014/000347 1/2014
 WO WO 2014/082447 6/2014

OTHER PUBLICATIONS

Extended European Search Report for European Patent Application No. 13848616.2, mailed Jun. 14, 2016, 5 pages.
 Final Action for U.S. Appl. No. 14/063,333, mailed May 20, 2016 16 pages.
 U.S. Appl. No. 29/551,796, filed Jan. 15, 2016, Bloch.
 U.S. Appl. No. 15/165,830, filed May 26, 2016, Bloch.
 U.S. Appl. No. 29/570,656, filed Jul. 11, 2016, Bloch et al.
 Official Action for U.S. Appl. No. 14/063,333, mailed Aug. 25, 2016 21 pages.
 Notice of Allowance for U.S. Appl. No. 29/515,058, mailed on May 11, 2016, 8 pages.
 U.S. Appl. No. 29/566,349, filed May 27, 2016, Bloch.
 U.S. Appl. No. 29/575,909, filed Aug. 30, 2016, Bloch.
 International Search Report and Written Opinion for International (PCT) Patent Application No. PCT/US2013/066877 mailed Mar. 18, 2014, 8 pages.
 International Preliminary Report on Patentability for International (PCT) Patent Application No. PCT/US2013/066877 mailed May 7, 2015, 7 pages.
 Official Action for U.S. Appl. No. 14/063,333, mailed Sep. 11, 2015 6 pages Restriction Requirement.
 Official Action for U.S. Appl. No. 14/063,333, mailed Nov. 9, 2015 13 pages.
 Official Action for U.S. Appl. No. 29/440,686 mailed Mar. 14, 2014, 6 pages.
 Official Action for U.S. Appl. No. 29/440,686 mailed Oct. 27, 2014, 5 pages.
 Notice of Allowance for U.S. Appl. No. 29/440,686 mailed Jan. 5, 2015, 7 pages.
 Restriction Requirement for U.S. Appl. No. 29/475,511 mailed Apr. 27, 2015, 6 pages.
 Official Action for U.S. Appl. No. 29/475,511 mailed Jun. 5, 2015, 7 pages.
 Notice of Allowance for U.S. Appl. No. 29/475,511, mailed Nov. 9, 2015 7 pages.
 Notice of Allowance for U.S. Appl. No. 29/507,929, mailed Nov. 16, 2015 9 pages.
 Notice of Allowance for Canadian Patent Application No. 2,889,292, mailed Nov. 29, 2016, 1 page.
 Official Action for European Patent Application No. 13848616.2 mailed Dec. 2, 2016, 3 pages.

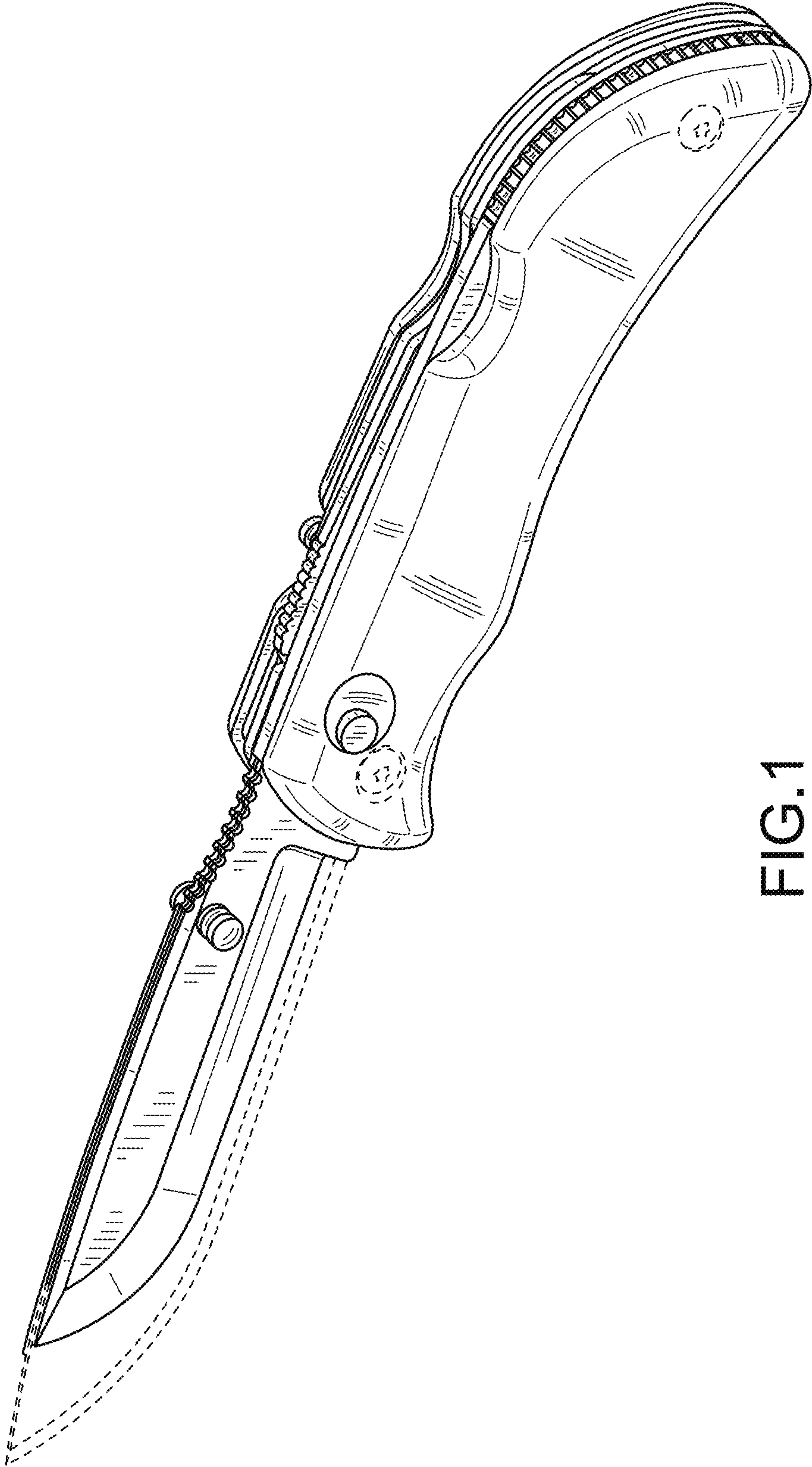


FIG.1

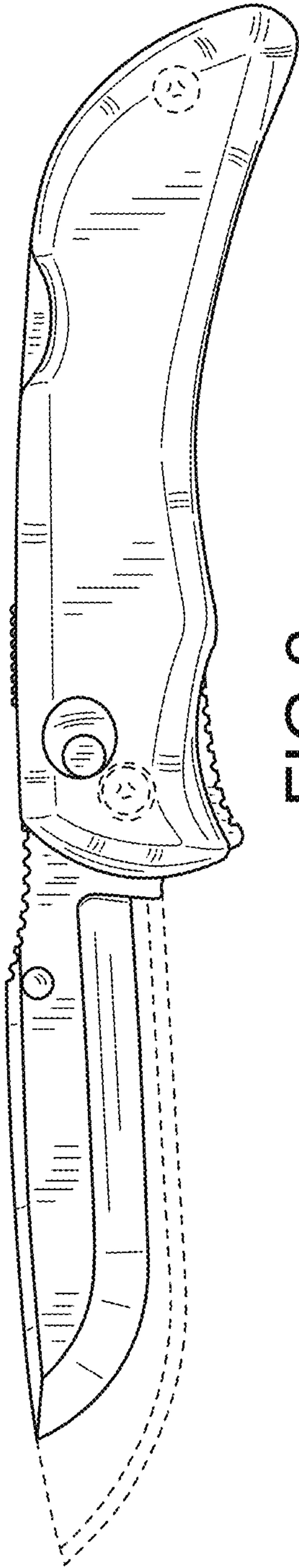


FIG. 2

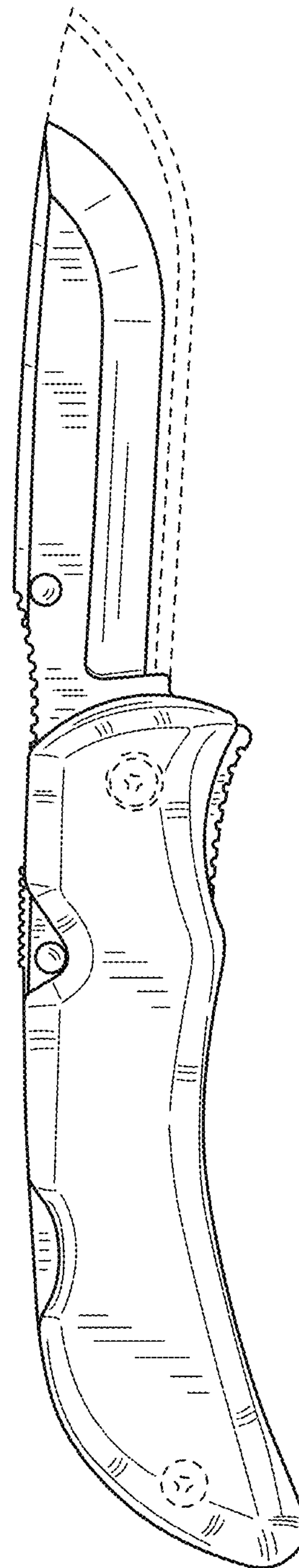


FIG. 3

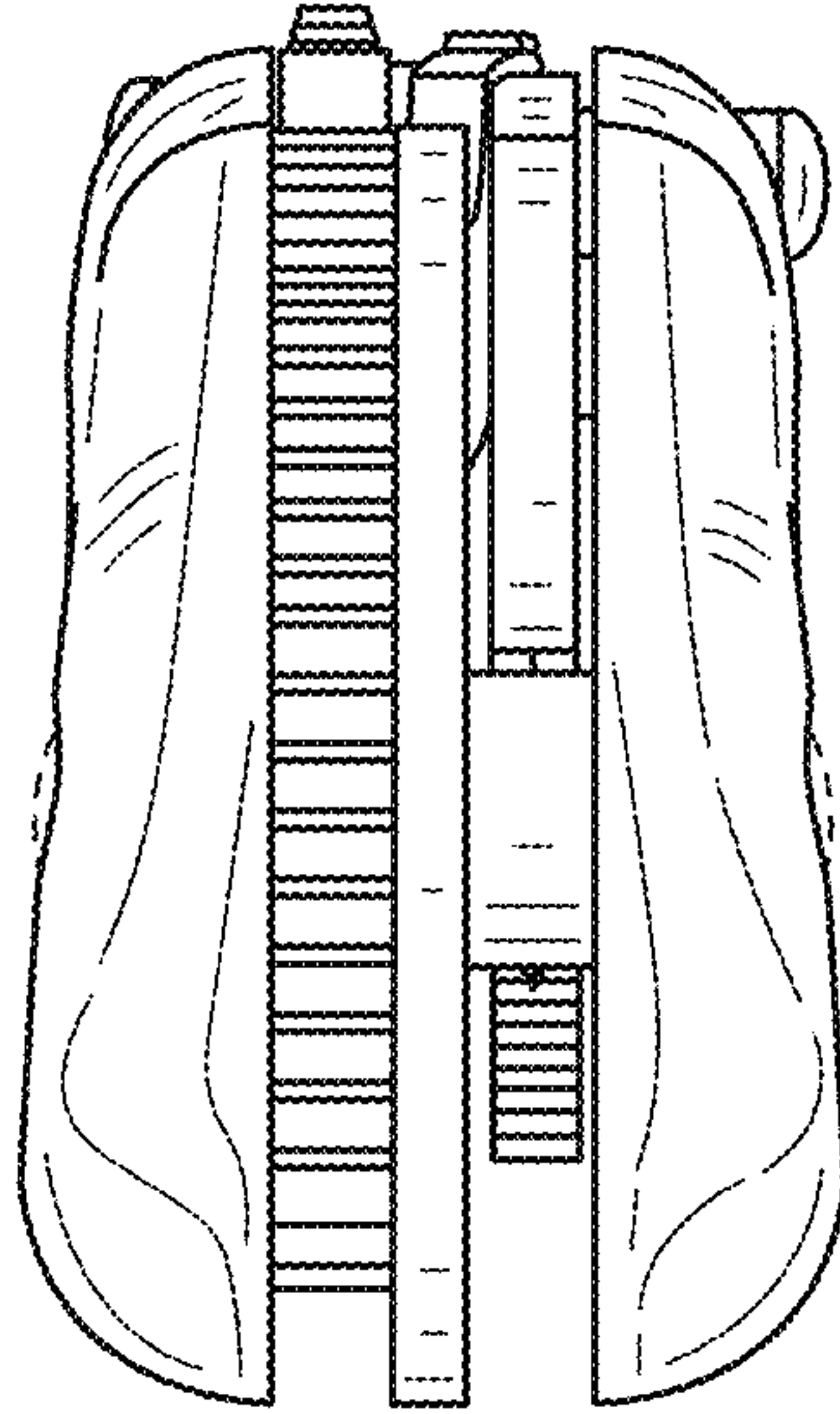


FIG. 4

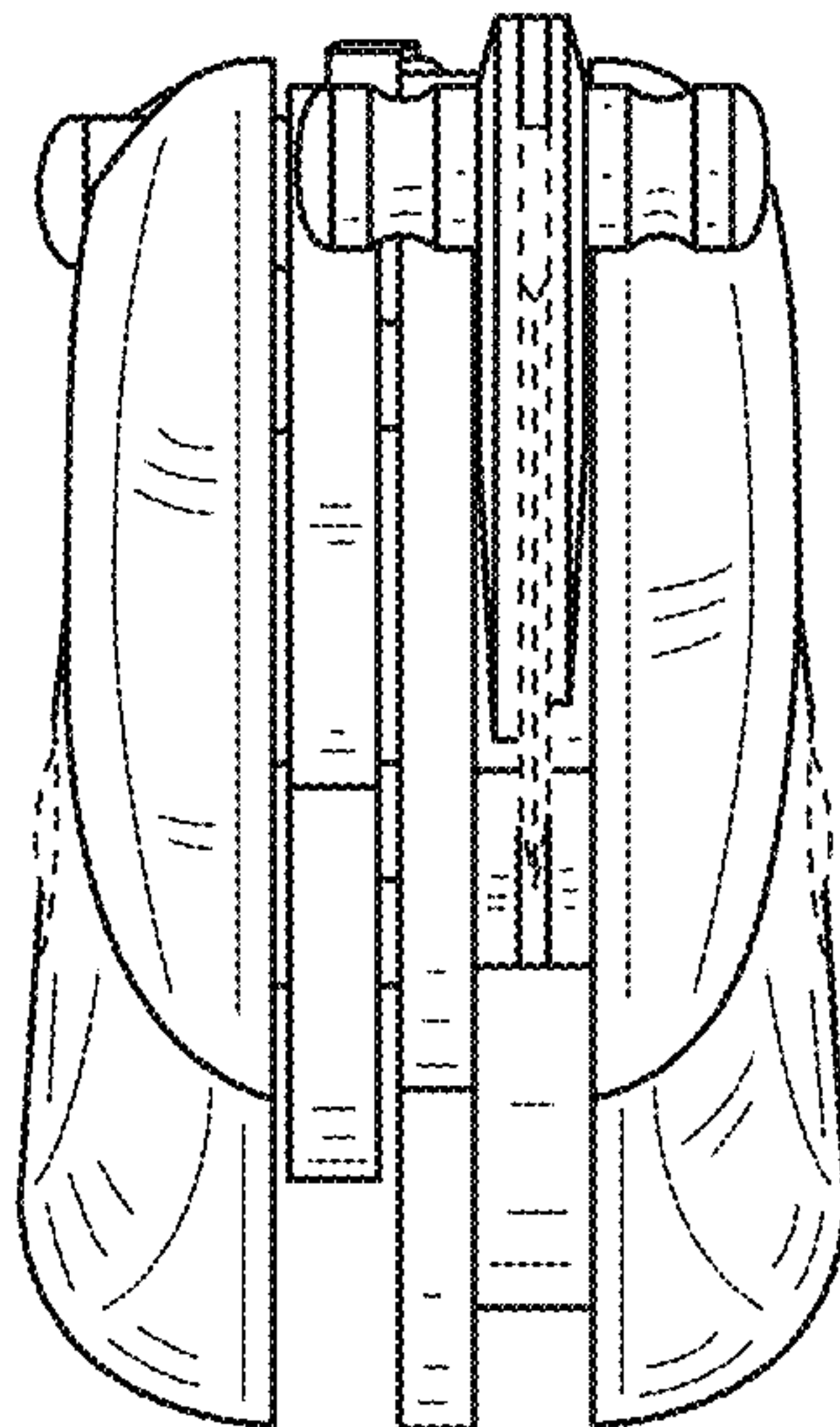


FIG. 5

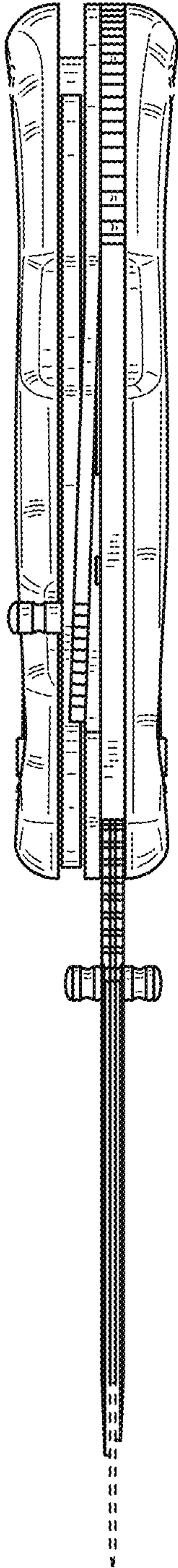


FIG. 6

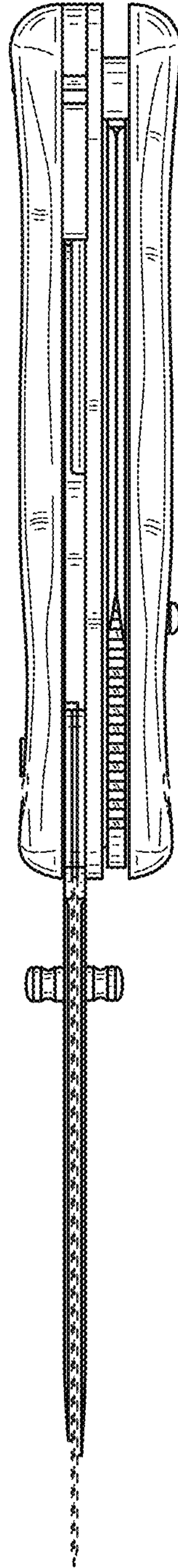


FIG. 7

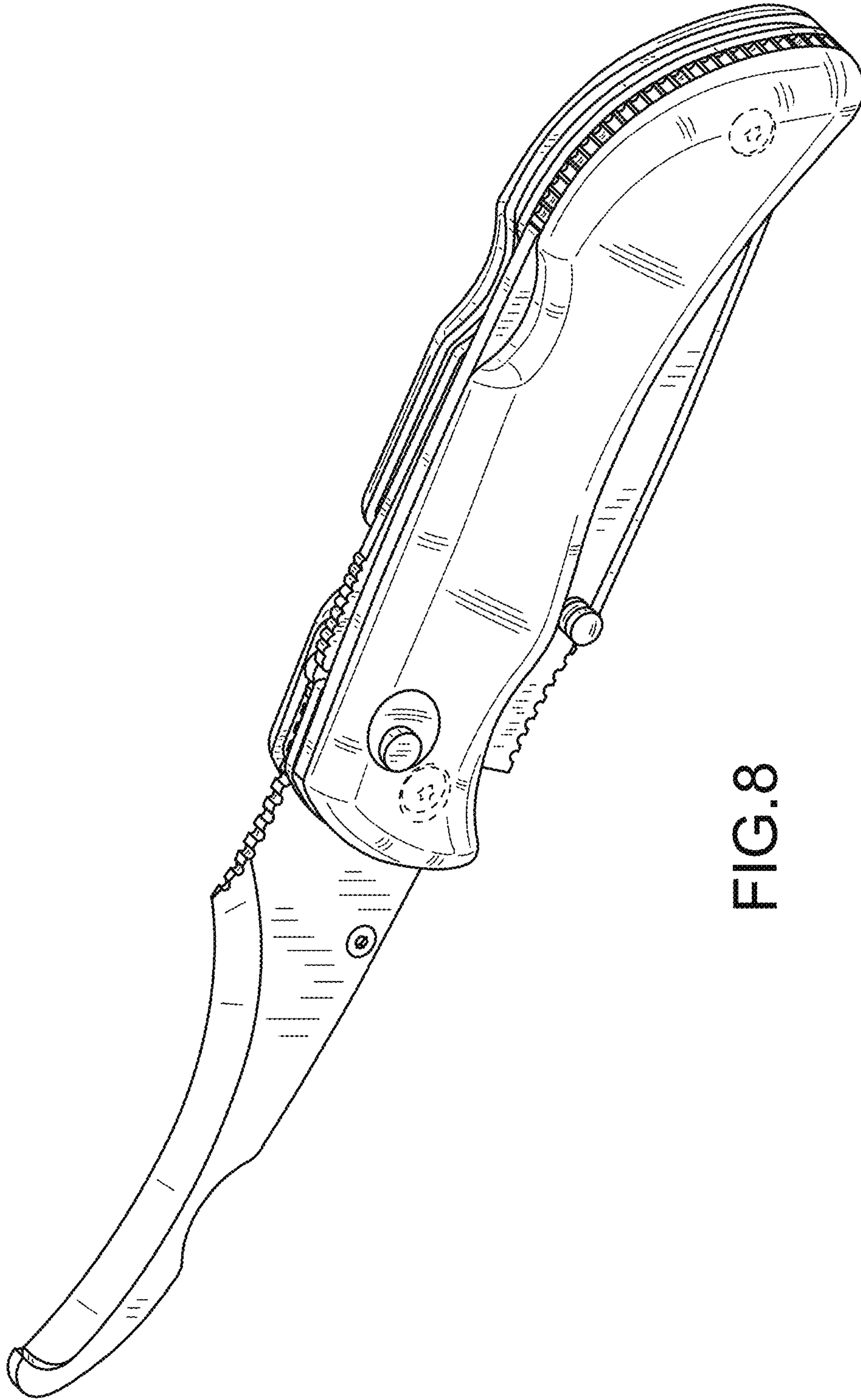


FIG. 8

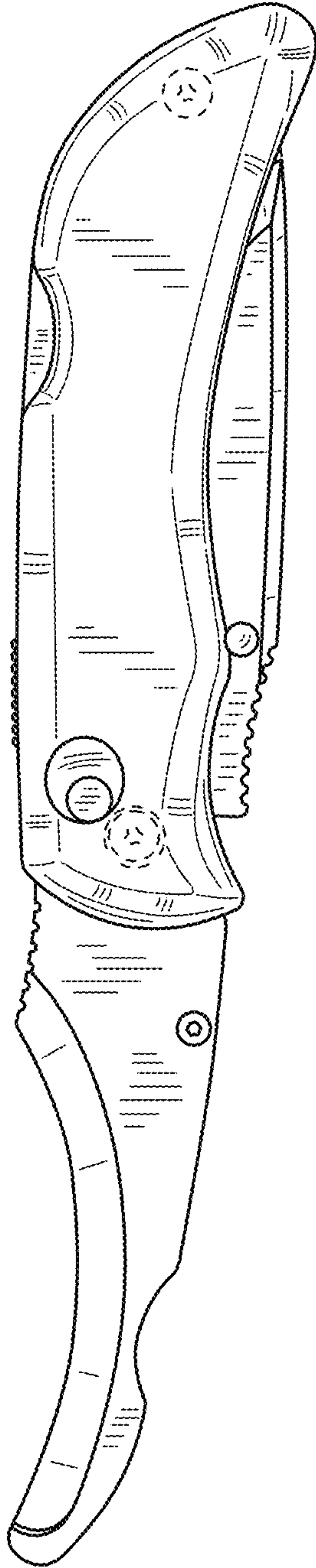


FIG. 9

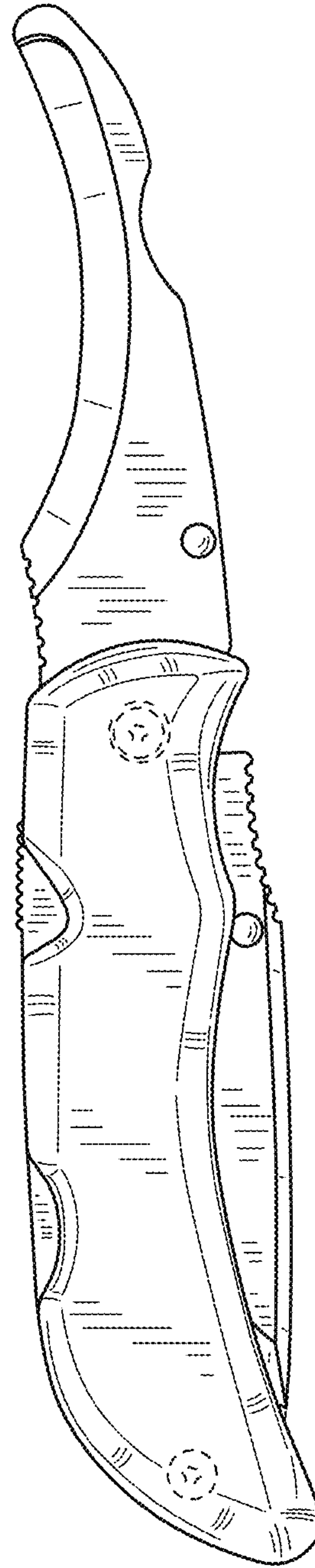


FIG. 10

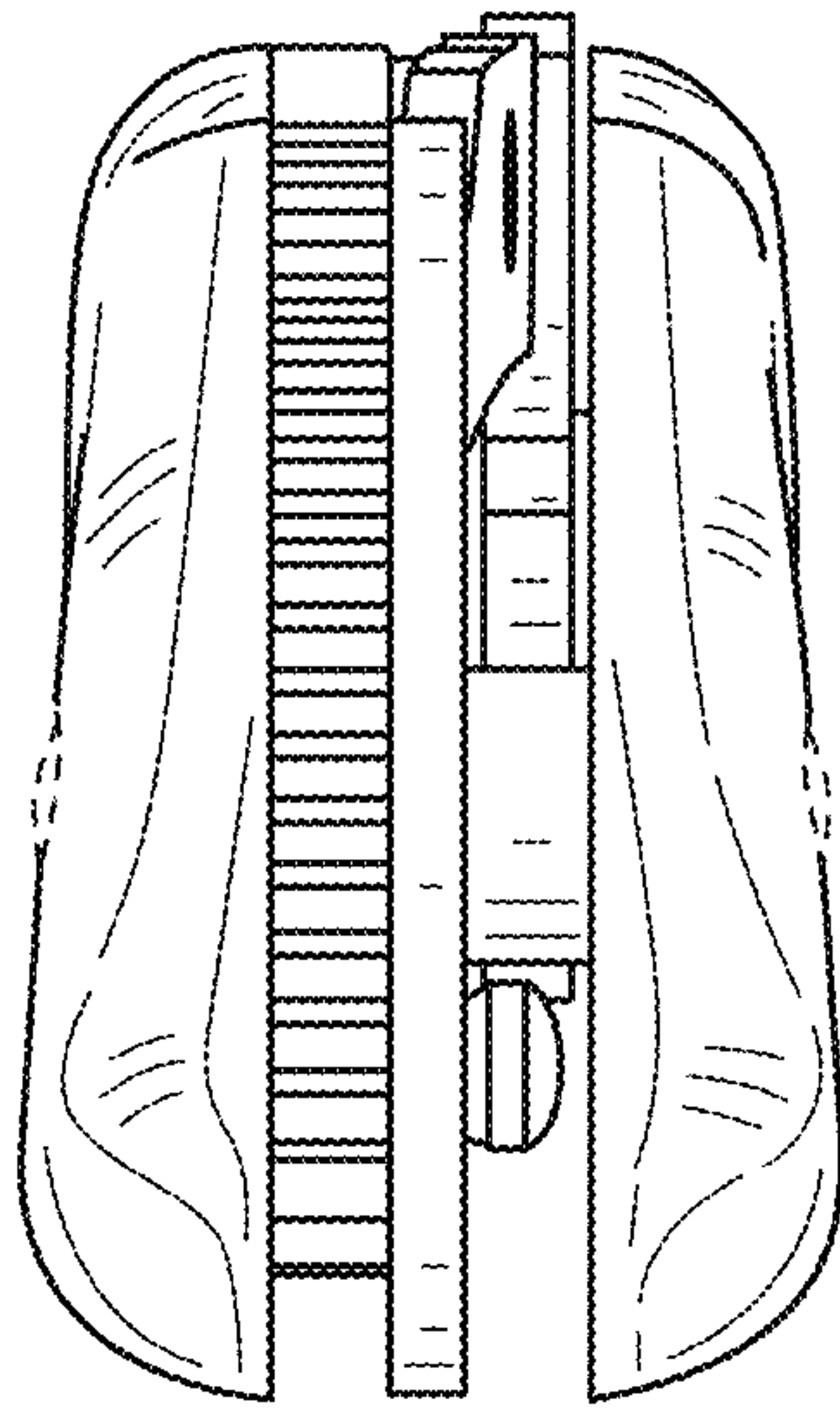


FIG. 11

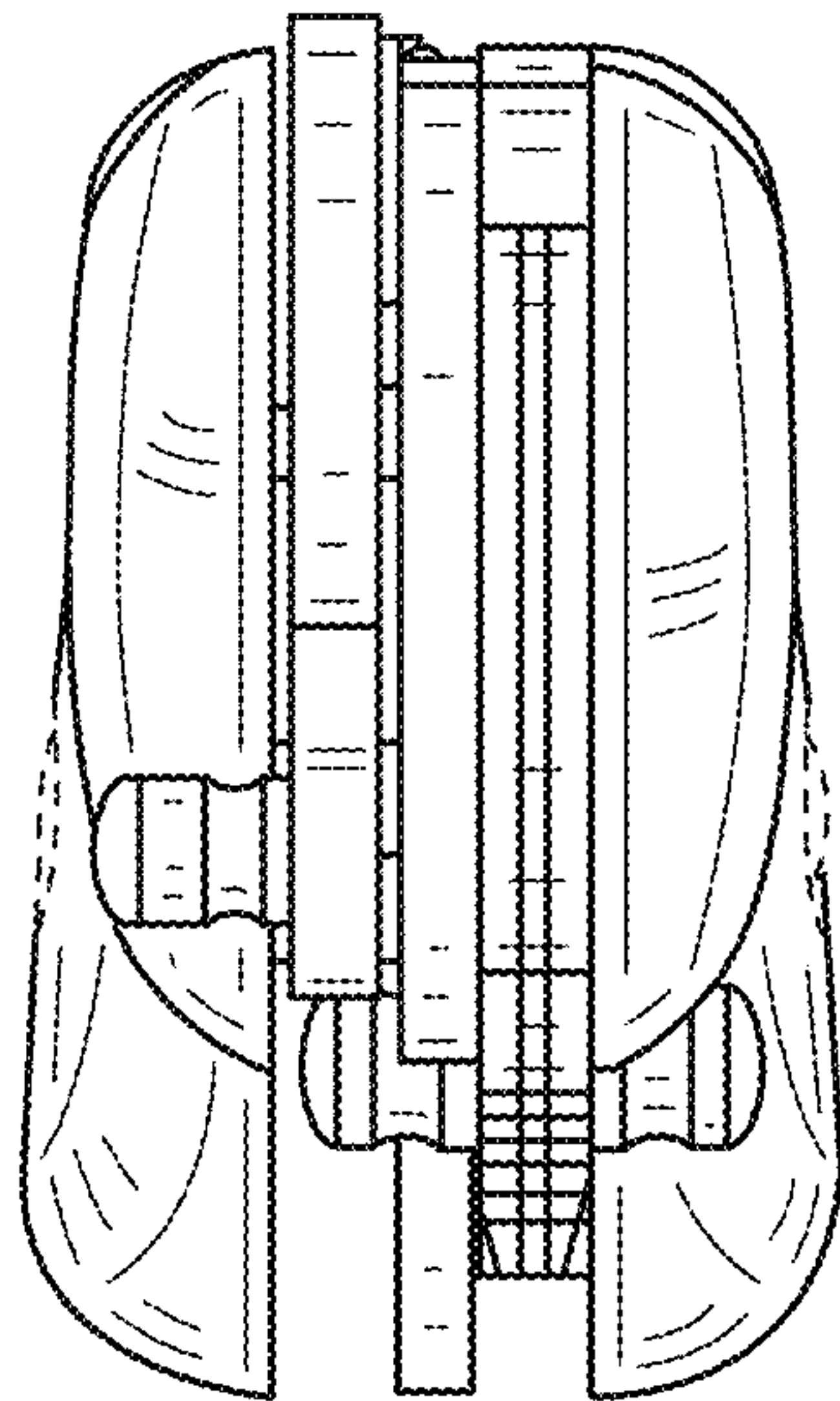


FIG. 12

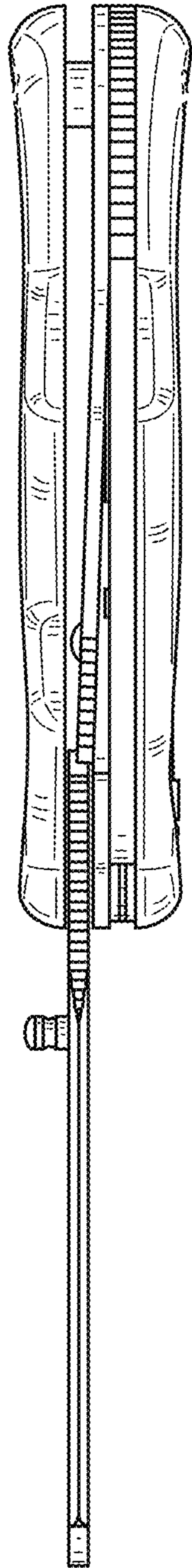


FIG.13

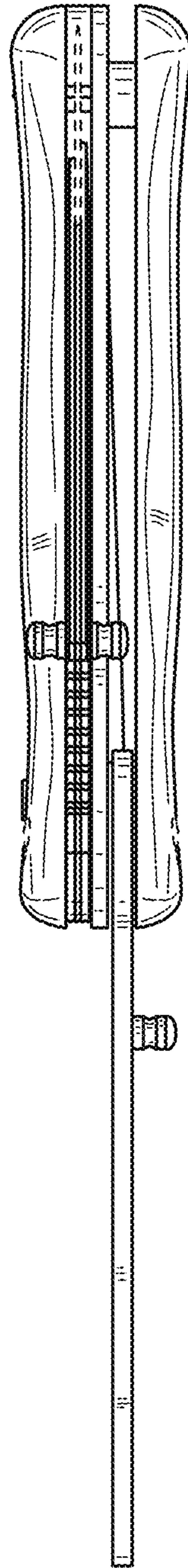


FIG.14

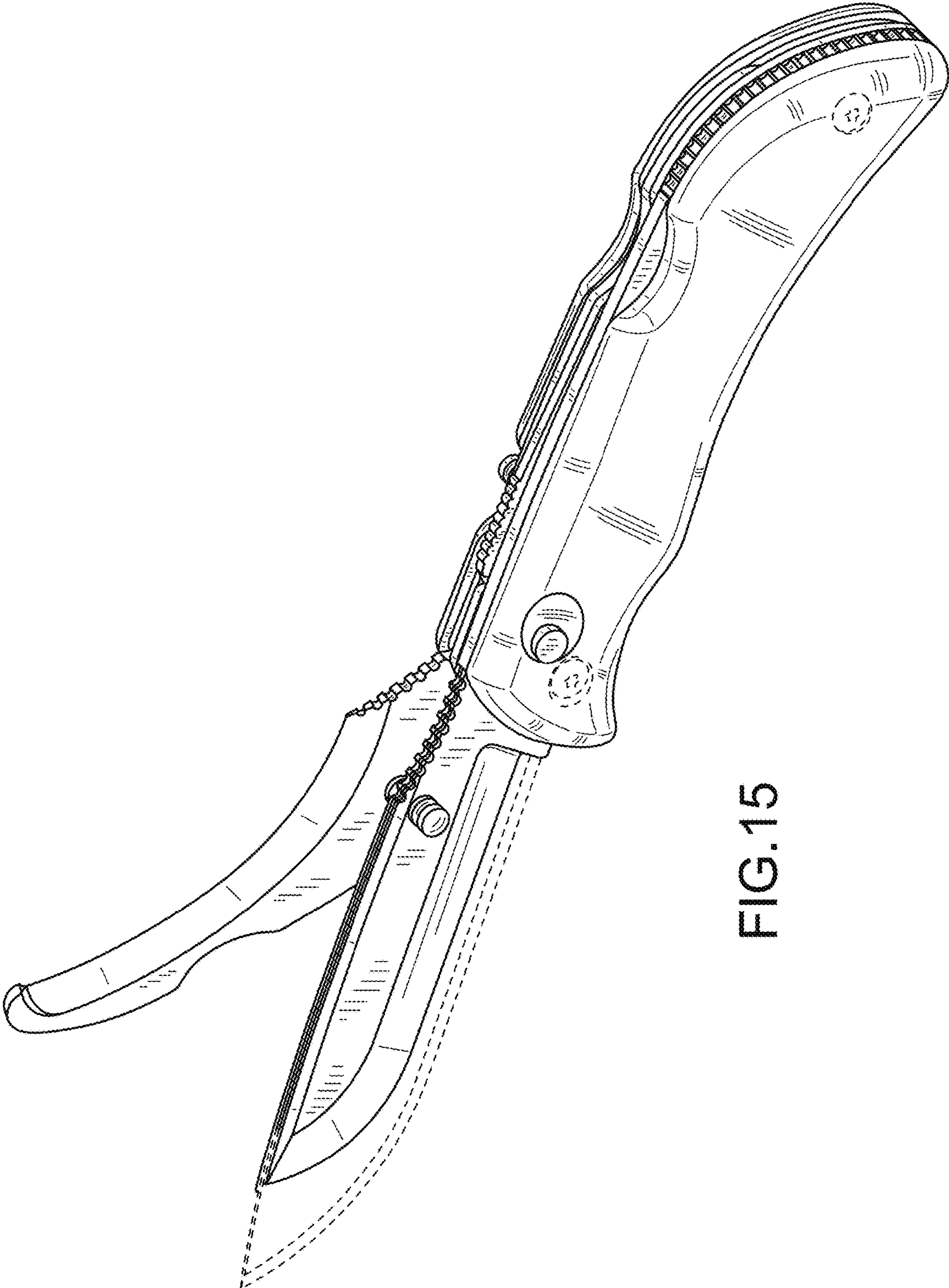


FIG.15