



US00D794993S

(12) **United States Design Patent** (10) **Patent No.:** **US D794,993 S**
Hand (45) **Date of Patent:** **** Aug. 22, 2017**

(54) **BEVERAGE PITCHER**
(71) Applicant: **Columbia Insurance Company,**
Omaha, NE (US)
(72) Inventor: **James C. Hand,** Glen Ellyn, IL (US)
(73) Assignee: **COLUMBIA INSURANCE**
COMPANY, Omaha, NE (US)
(**) Term: **15 Years**
(21) Appl. No.: **29/557,501**
(22) Filed: **Mar. 9, 2016**
(51) **LOC (10) Cl.** **07-01**
(52) **U.S. Cl.**
USPC **D7/319; D7/317**
(58) **Field of Classification Search**
USPC D7/316, 317, 318, 319, 303, 302, 312,
D7/322, 321, 600; D10/46.2; D9/524,
D9/526, 527; 222/573; D23/212, 211.2,
D23/207, 209
CPC B65D 23/06; B65D 47/06; B67D 1/16;
A47G 19/00; A47G 19/12; A47J 31/20;
B01D 35/00
See application file for complete search history.

D439,790 S * 4/2001 Matsushita D7/317
D440,110 S * 4/2001 Tanner D7/317
6,231,226 B1 * 5/2001 Neidigh A47G 19/12
366/256
D444,843 S * 7/2001 Hilgers D23/207
6,295,831 B1 10/2001 Watson
D453,089 S 1/2002 Neidigh
6,755,328 B1 6/2004 Franco
D576,250 S * 9/2008 Born D23/209
7,438,799 B2 * 10/2008 Vandenbelt C02F 1/003
210/138
D584,913 S * 1/2009 Green D7/317
D594,690 S * 6/2009 Bursztein D7/317
D604,088 S * 11/2009 Bursztein D7/317
D616,694 S * 6/2010 Kulikov D23/209
D636,627 S * 4/2011 Harris D7/317

(Continued)

Primary Examiner — Marianne Pandozzi
(74) *Attorney, Agent, or Firm* — Thompson Coburn LLP;
Matthew Himich

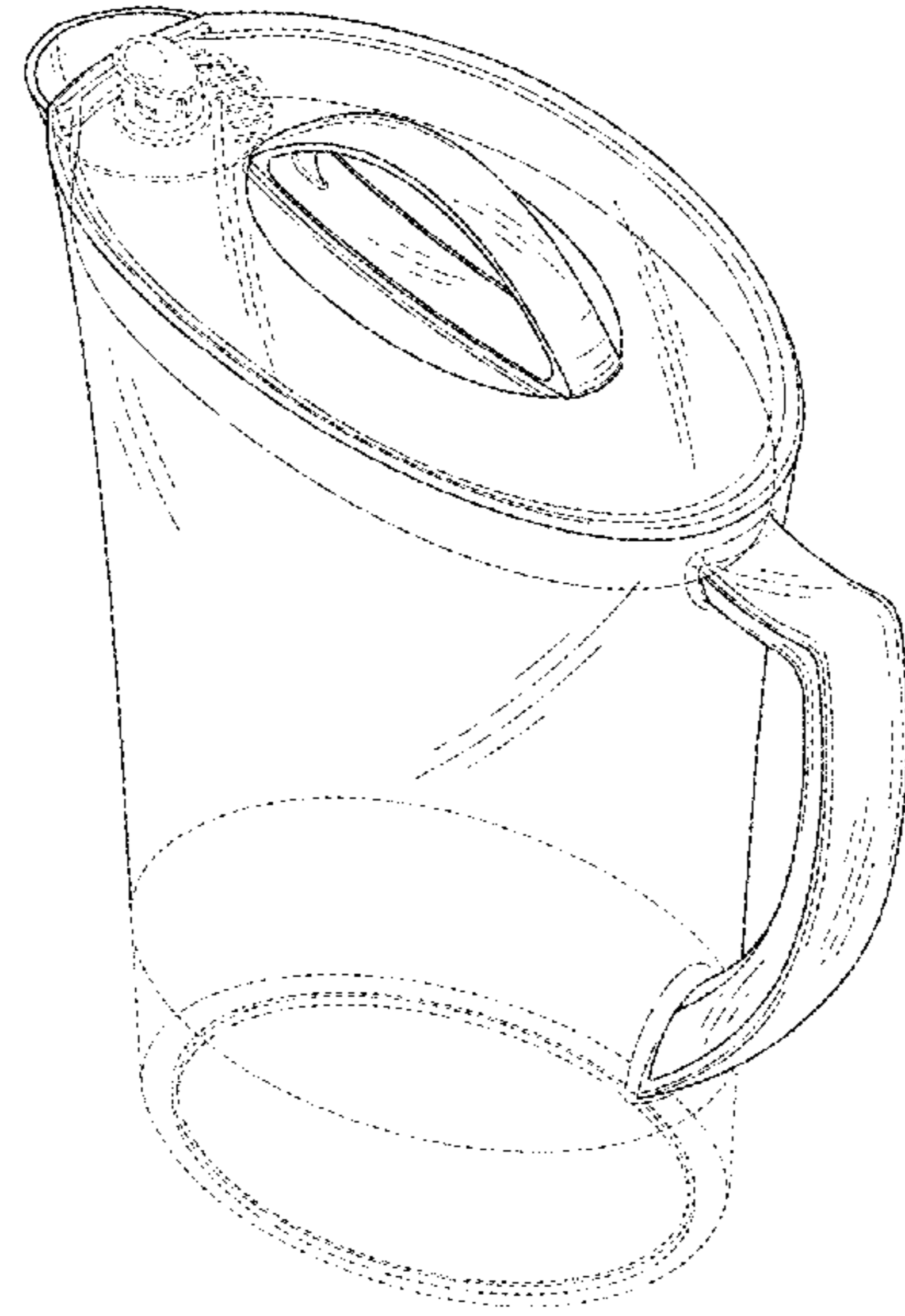
(57) **CLAIM**
The ornamental design for a beverage pitcher, as shown and described.

DESCRIPTION

FIG. 1 is a rear, right side perspective of the beverage pitcher showing my new design;
FIG. 2 is a front elevational view thereof;
FIG. 3 is a rear elevational view thereof;
FIG. 4 is a right side elevational view thereof;
FIG. 5 is a left side elevational view thereof;
FIG. 6 is a top plan view thereof;
FIG. 7 is a bottom plan view thereof;
FIG. 8 is a front, right side perspective view; and,
FIG. 9 is a cross-sectional view of the beverage pitcher, along the lines 9-9 in FIG. 8.
The broken lines in FIGS. 1-9 of the beverage pitcher are for the purpose of illustrating environment, and form no part of the claimed design.

1 Claim, 9 Drawing Sheets

(56) **References Cited**
U.S. PATENT DOCUMENTS
3,700,146 A 10/1972 Cousins et al.
4,957,224 A 9/1990 Kessler et al.
5,273,194 A 12/1993 McNamara
D367,201 S * 2/1996 Joergensen D7/305
D367,580 S * 3/1996 Joergensen D7/317
D383,351 S * 9/1997 DeMore D7/317
D384,237 S * 9/1997 Hess D7/317
5,695,282 A 12/1997 Hess
D389,006 S * 1/1998 Demore D7/316
D416,163 S * 11/1999 Doritty D7/317
D426,742 S 6/2000 Gartz et al.



(56)

References Cited

U.S. PATENT DOCUMENTS

D668,094 S * 10/2012 Broen D7/317
D675,861 S * 2/2013 Gray D7/317
D720,174 S * 12/2014 Melzer D7/317
D728,317 S * 5/2015 Ma D7/317
9,067,805 B2 * 6/2015 Rajan C02F 1/003
9,090,483 B2 * 7/2015 Rajan C02F 1/003
D740,916 S * 10/2015 Doi D23/207
9,398,821 B1 * 7/2016 Long A47G 19/12
D762,414 S * 8/2016 McDonald D7/392
D772,635 S * 11/2016 Zhu D7/317

* cited by examiner

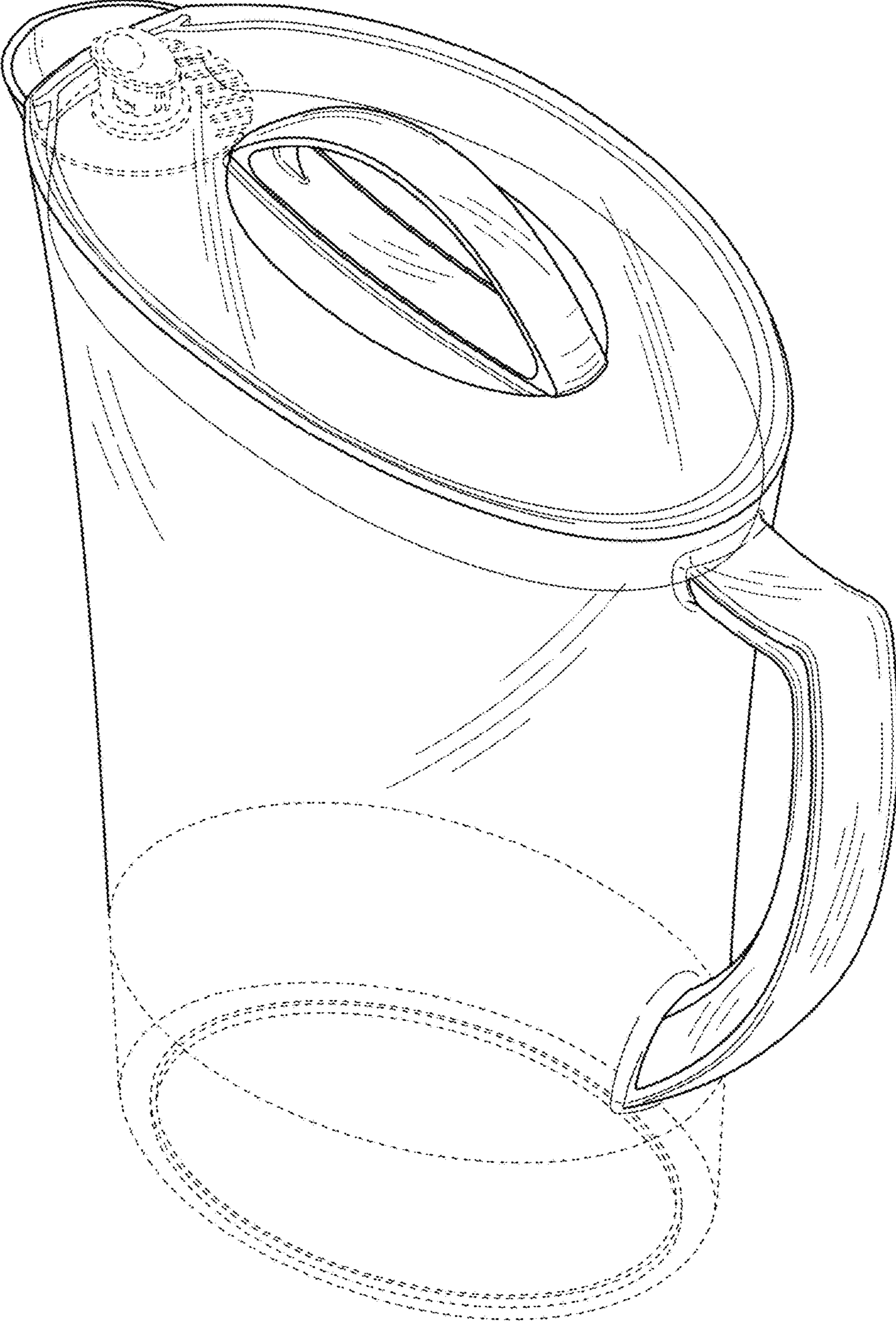


FIG. 1

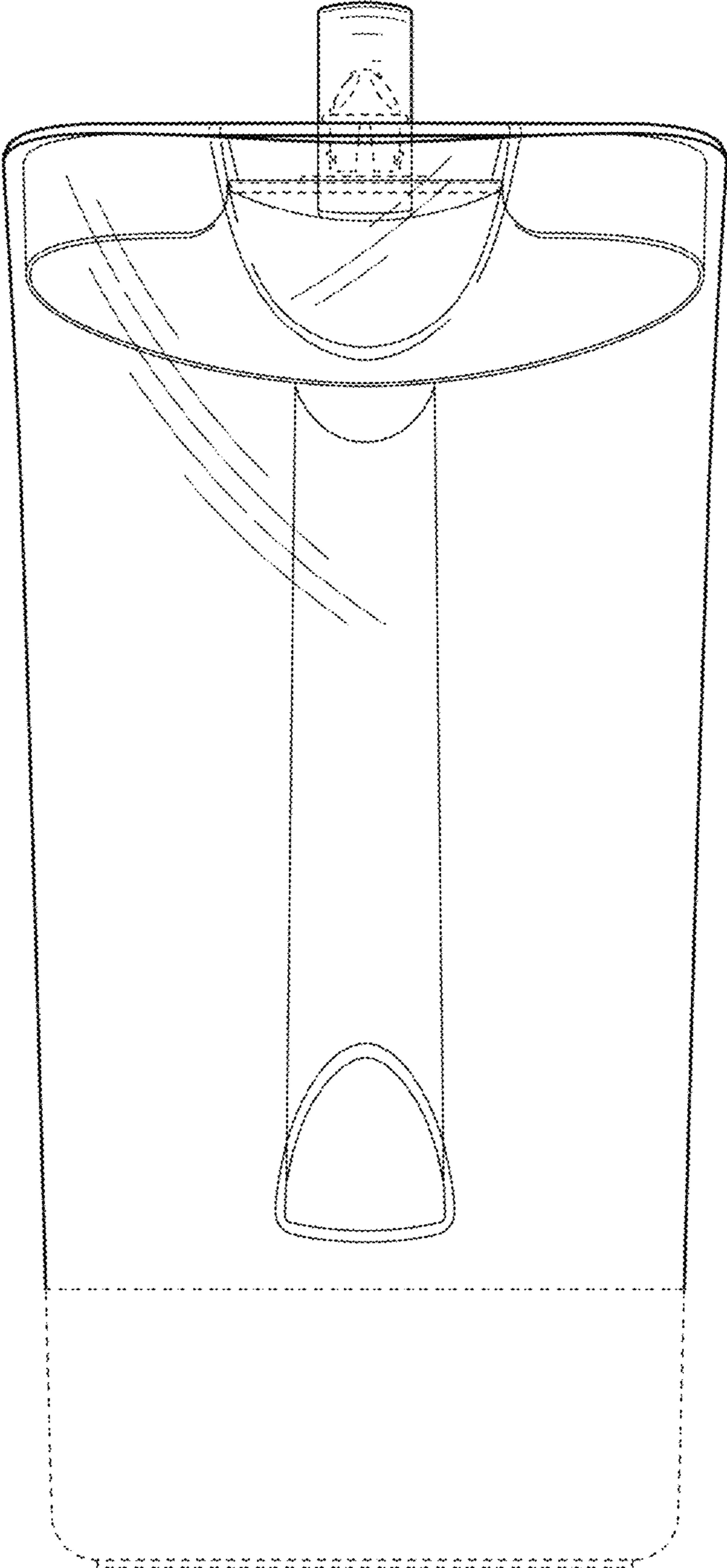


FIG. 2

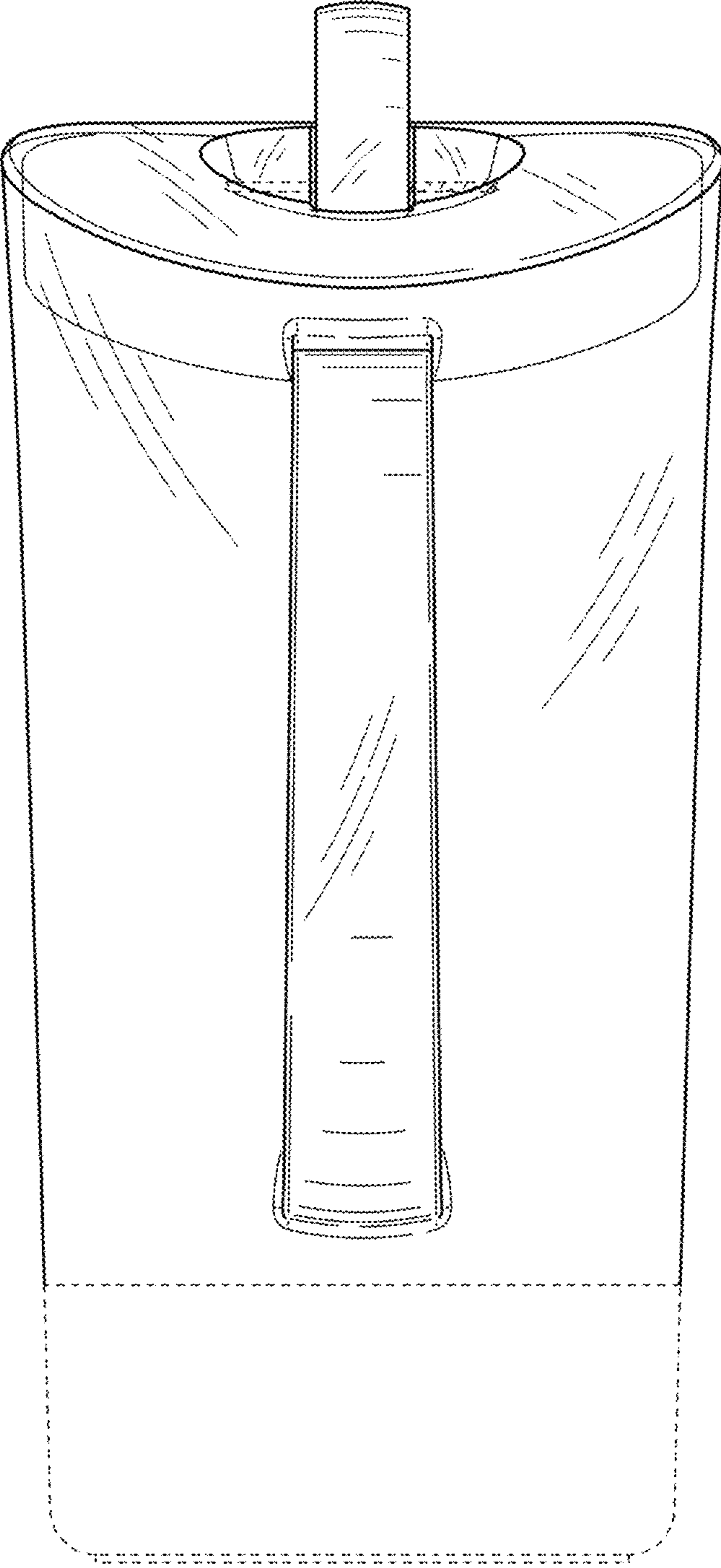


FIG. 3




FIG. 4

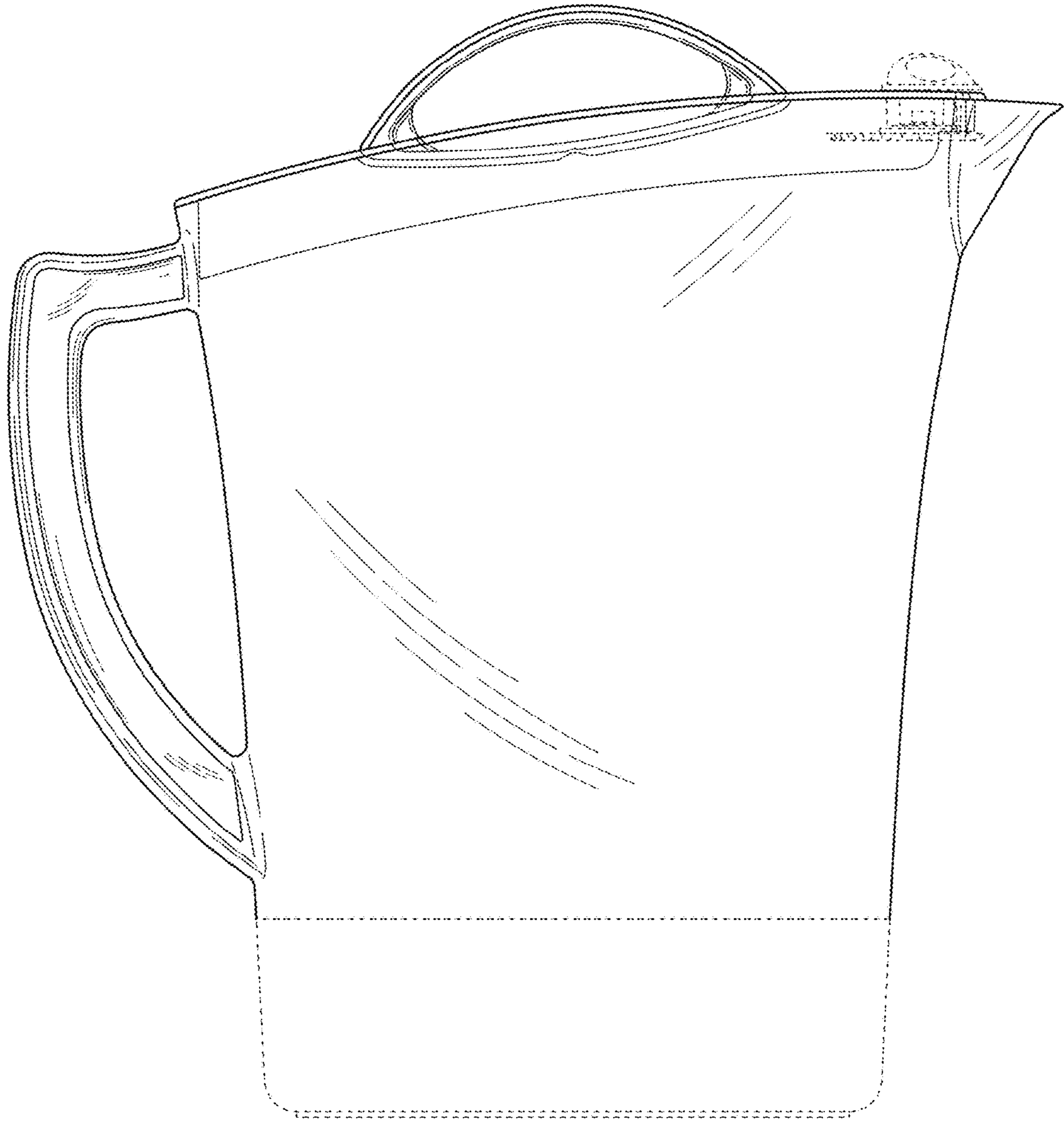


FIG. 5

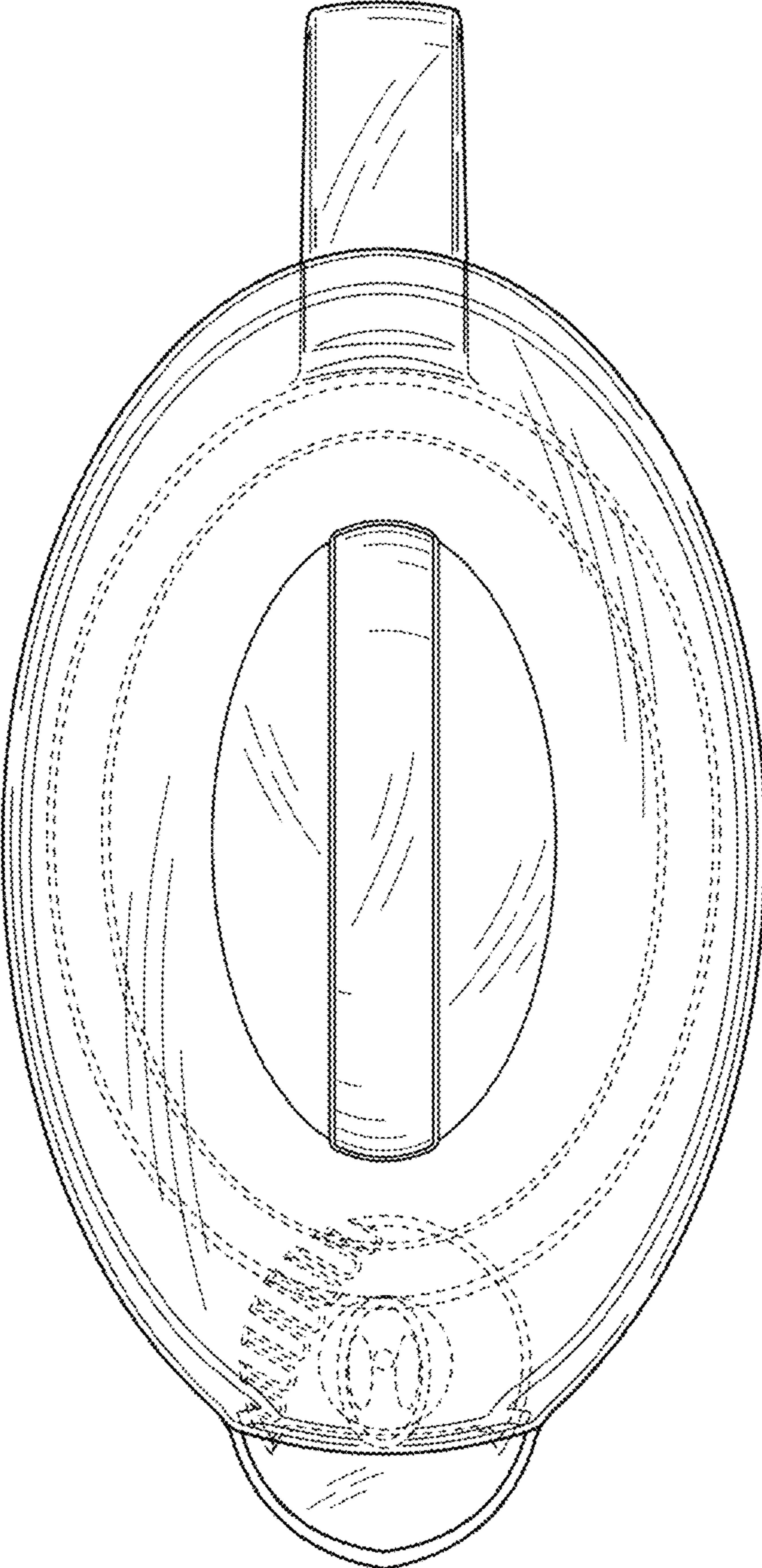


FIG. 6

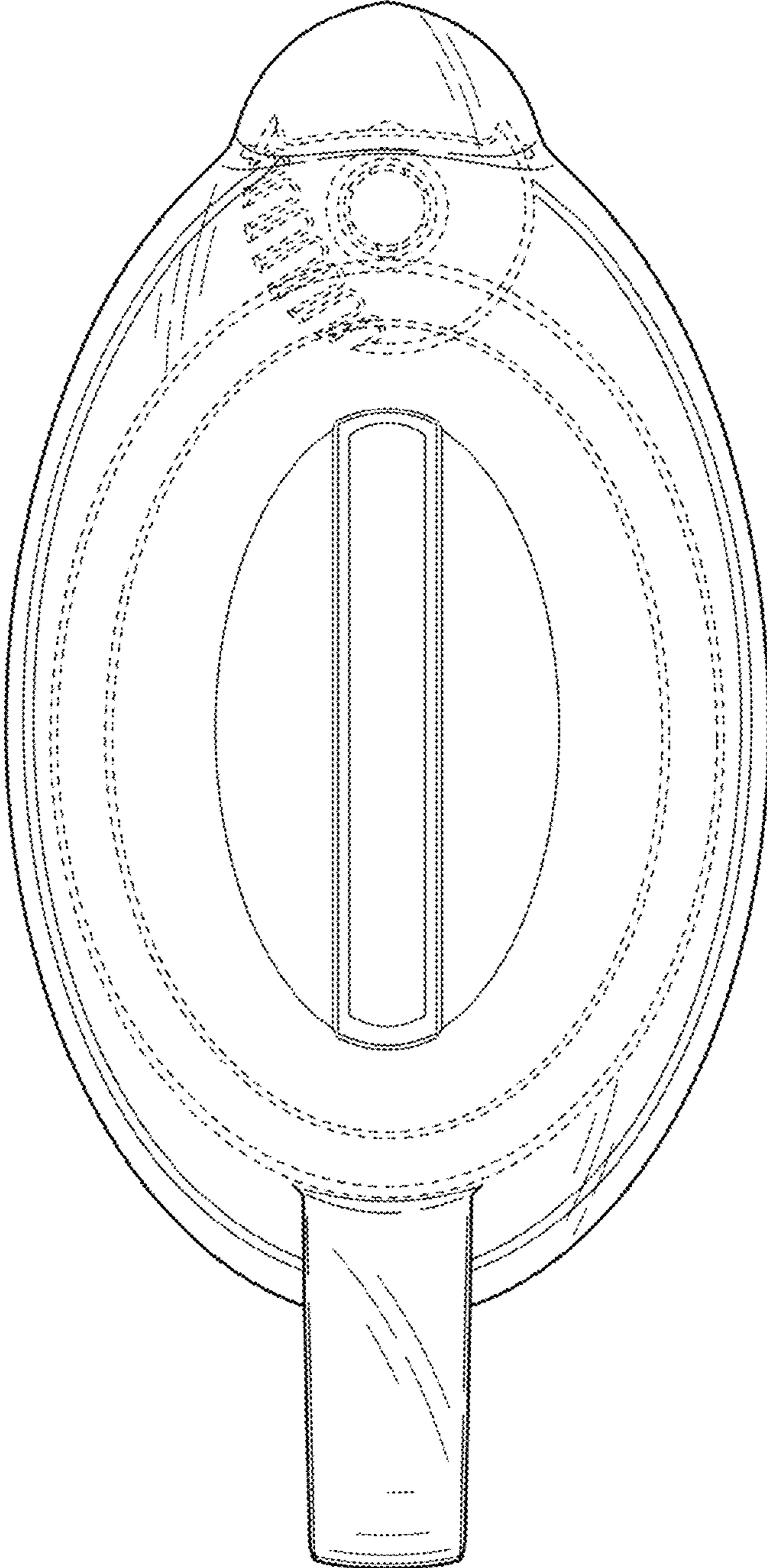


FIG. 7



FIG. 8

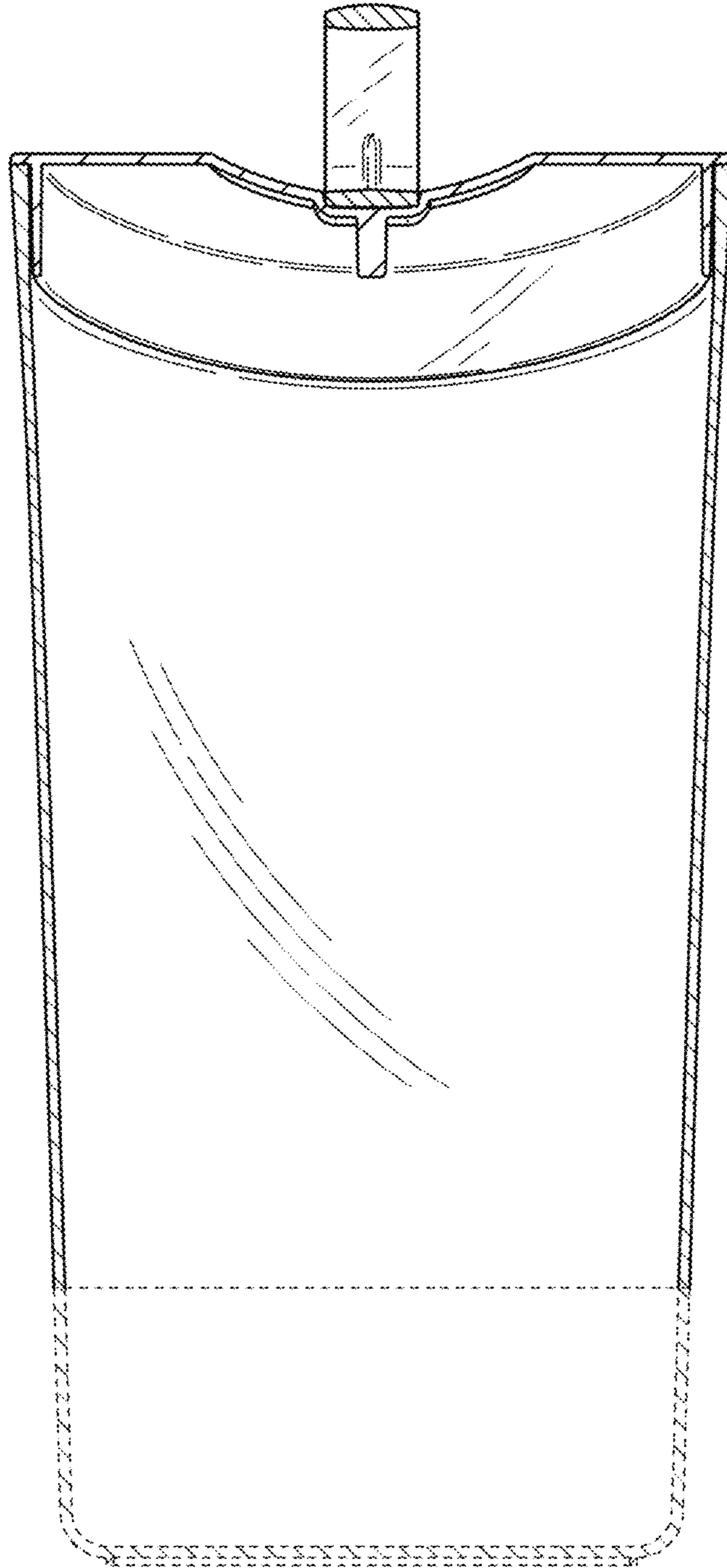


FIG. 9