



US00D794973S

(12) **United States Design Patent** (10) **Patent No.:** **US D794,973 S**  
**Webb** (45) **Date of Patent:** **\*\* Aug. 22, 2017**

(54) **FURNITURE**  
(71) Applicant: **Roger Webb**, London (GB)  
(72) Inventor: **Roger Webb**, London (GB)  
(\*\*) Term: **15 Years**  
(21) Appl. No.: **29/552,081**  
(22) Filed: **Jan. 20, 2016**  
(30) **Foreign Application Priority Data**  
Jul. 24, 2015 (EM) ..... 001437537-0029  
(51) **LOC (10) Cl.** ..... **06-01**  
(52) **U.S. Cl.**  
USPC ..... **D6/381**  
(58) **Field of Classification Search**  
USPC ..... D6/334, 335, 336, 360, 361, 367, 368,  
D6/371-375, 379-381, 716, 716.1-716.8  
CPC ..... A47C 17/00; A47C 17/02; A47C 17/04;  
A47C 17/045; A47C 17/12; A47C  
17/175; A47C 15/002  
See application file for complete search history.

(56) **References Cited**  
U.S. PATENT DOCUMENTS  
D178,046 S \* 6/1956 Frey ..... D6/336  
D182,995 S \* 6/1958 Frey ..... D6/336  
D182,996 S \* 6/1958 Frey ..... D6/336  
D192,495 S \* 4/1962 Pink ..... D6/336  
D219,143 S \* 11/1970 Chapin ..... D6/336  
D247,595 S \* 3/1978 Corson ..... D6/381  
D256,297 S \* 8/1980 Gera ..... D6/336  
D270,403 S \* 9/1983 Matthias ..... D6/378  
D279,237 S \* 6/1985 Balonick ..... D6/335  
D289,239 S \* 4/1987 Raftery ..... D6/381  
D289,950 S \* 5/1987 Offredi ..... D6/381  
D327,374 S \* 6/1992 Perez ..... D6/335  
D339,243 S \* 9/1993 Durling ..... D6/336

D356,896 S \* 4/1995 Durling ..... D6/335  
D359,394 S \* 6/1995 Durling ..... D6/335  
D360,310 S \* 7/1995 Stamberg ..... D6/334  
D360,311 S \* 7/1995 Stamberg ..... D6/334  
D448,946 S \* 10/2001 Goetz ..... D6/381  
6,447,067 B1 \* 9/2002 Williams ..... A47C 4/021  
297/184.11  
D476,819 S \* 7/2003 Williams ..... D6/334  
D480,883 S \* 10/2003 Williams ..... D6/334  
D482,535 S \* 11/2003 Williams ..... D6/334  
D485,086 S \* 1/2004 Gomez ..... D6/381  
D544,233 S \* 6/2007 Hutton ..... D6/378  
D559,003 S \* 1/2008 Lissoni ..... D6/381  
D560,919 S \* 2/2008 Simons, Jr. .... D6/381  
D562,021 S \* 2/2008 Smith ..... D6/381  
7,648,197 B1 \* 1/2010 Delmestri ..... A47C 17/16  
297/63  
D698,177 S \* 1/2014 Nguyen ..... D6/381  
D698,178 S \* 1/2014 Nguyen ..... D6/381  
D698,179 S \* 1/2014 Nguyen ..... D6/381  
D740,039 S \* 10/2015 Bouroullec ..... D6/335  
D753,927 S \* 4/2016 Webb ..... D6/378

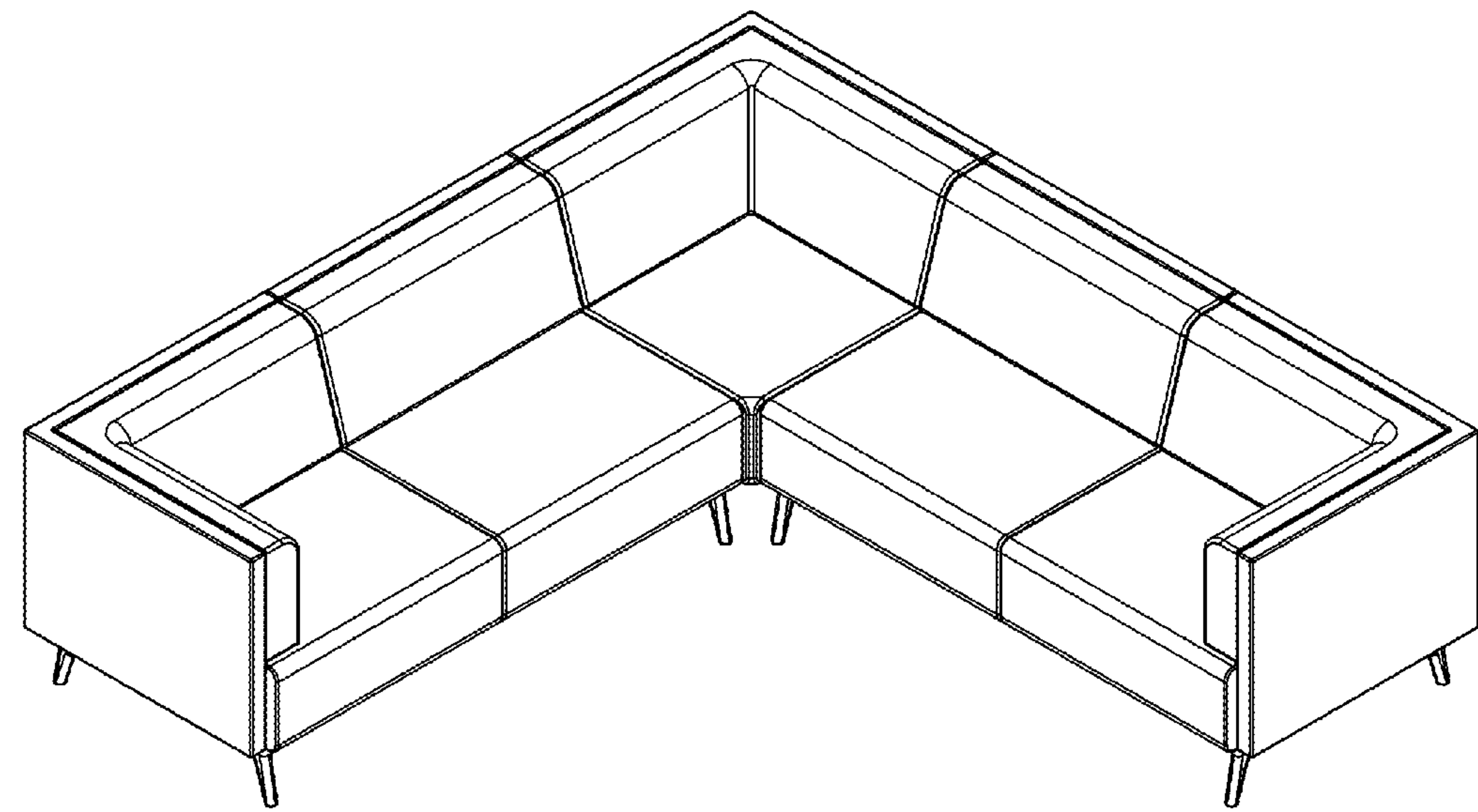
(Continued)

*Primary Examiner* — Deanna L Pratt  
(74) *Attorney, Agent, or Firm* — The Belles Group, P.C.

(57) **CLAIM**  
I claim the ornamental design for furniture, as shown and described.

**DESCRIPTION**  
FIG. 1 is a front perspective view of furniture showing my new design;  
FIG. 2 is a rear perspective view thereof;  
FIG. 3 is a front view thereof;  
FIG. 4 is a rear view thereof;  
FIG. 5 is a right-side view thereof;  
FIG. 6 is a left-side view thereof;  
FIG. 7 is a top view thereof; and,  
FIG. 8 is a bottom view thereof.

**1 Claim, 8 Drawing Sheets**



(56)

**References Cited**

U.S. PATENT DOCUMENTS

D753,928 S \* 4/2016 Webb ..... D6/378  
2005/0140184 A1\* 6/2005 Williams ..... A47C 13/00  
297/135

\* cited by examiner

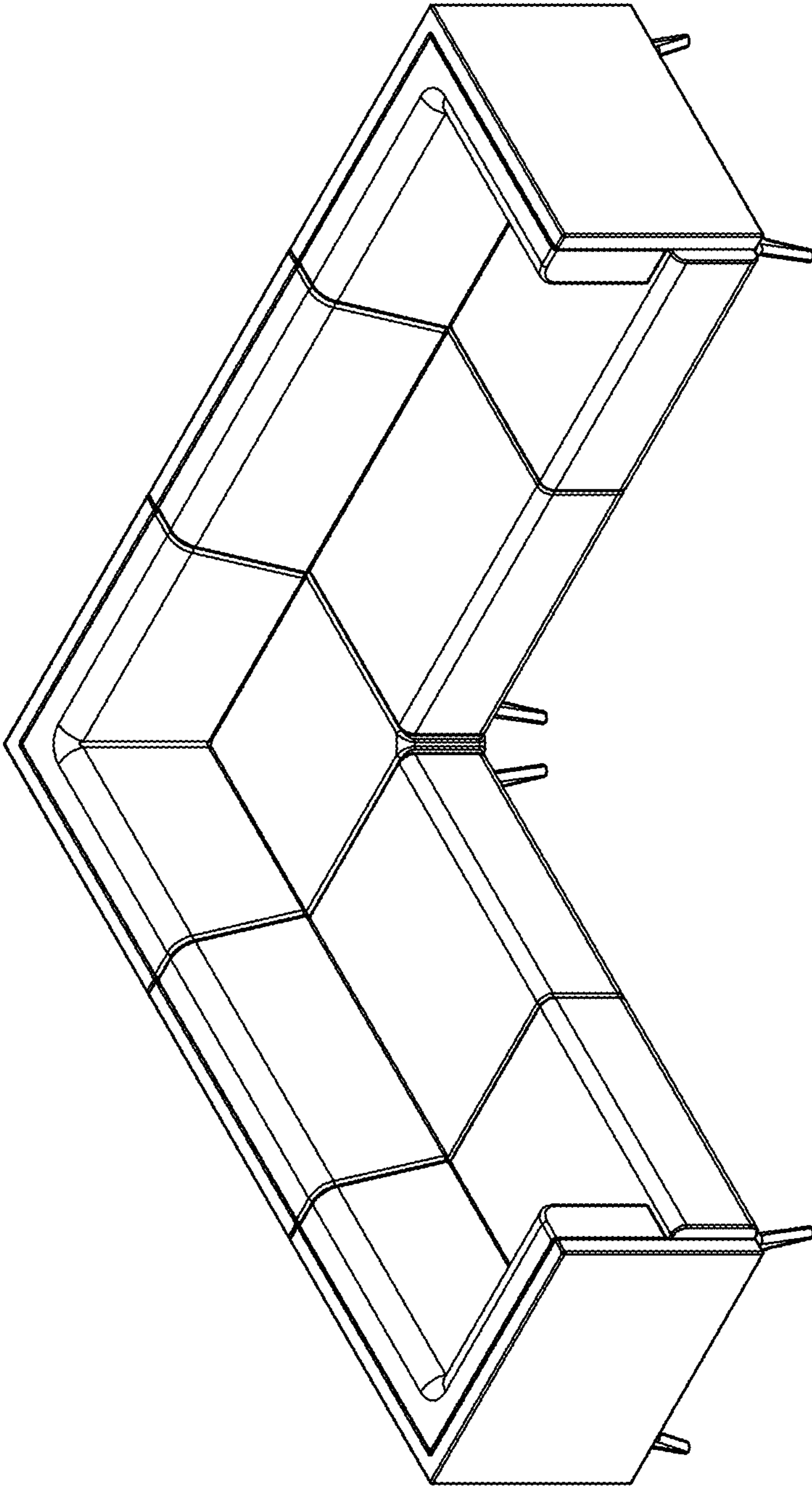


FIG. 1

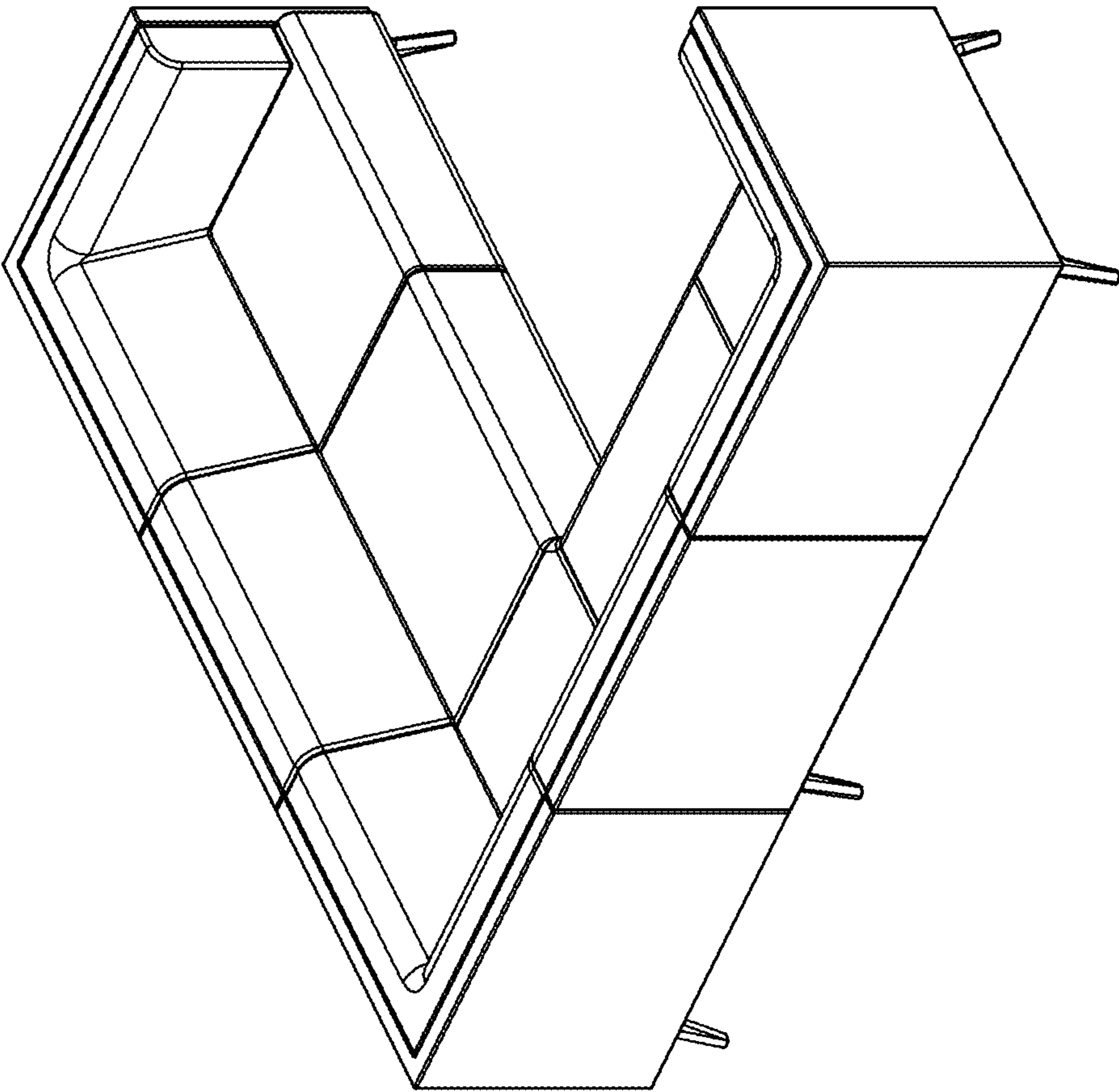


FIG.2

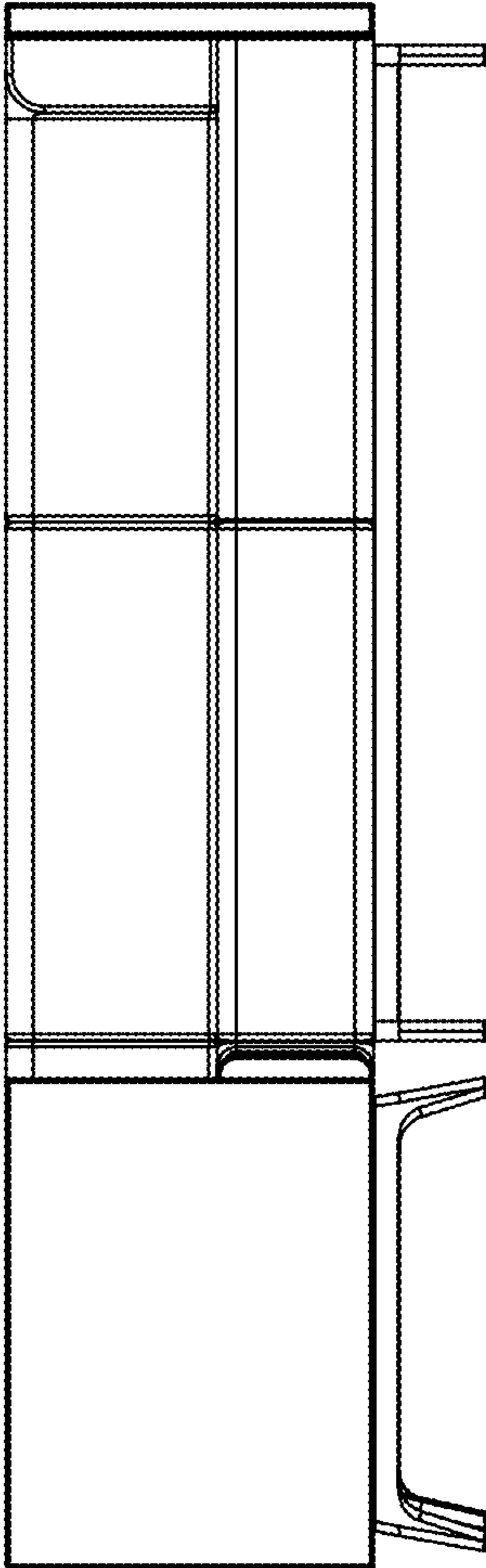


FIG.3

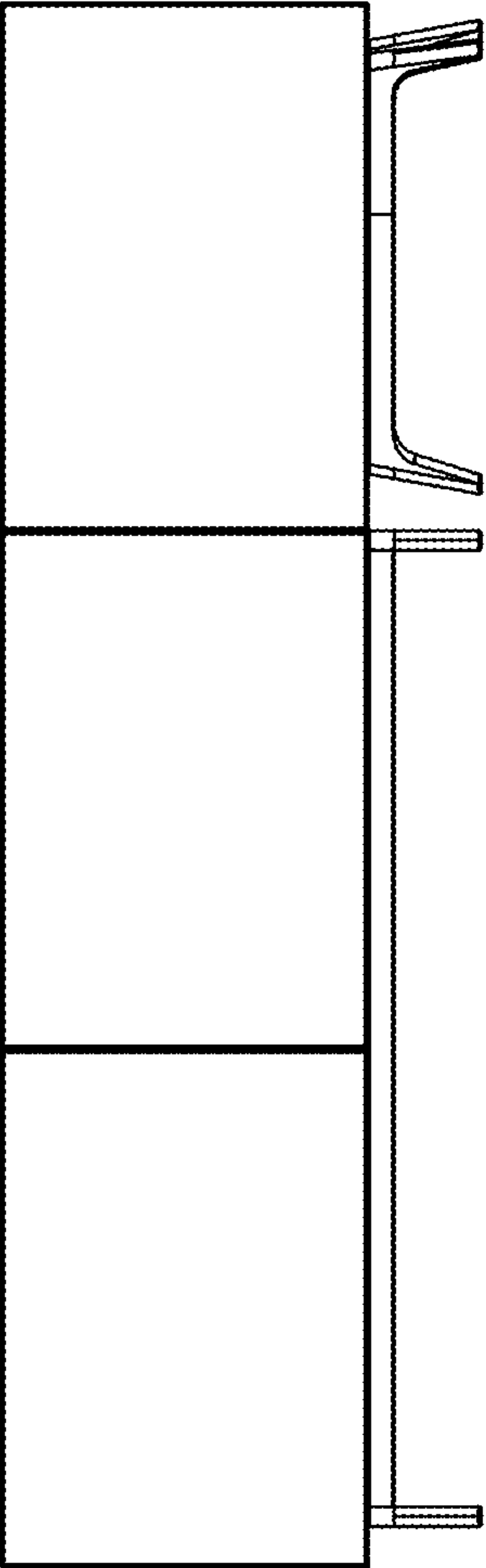


FIG.4



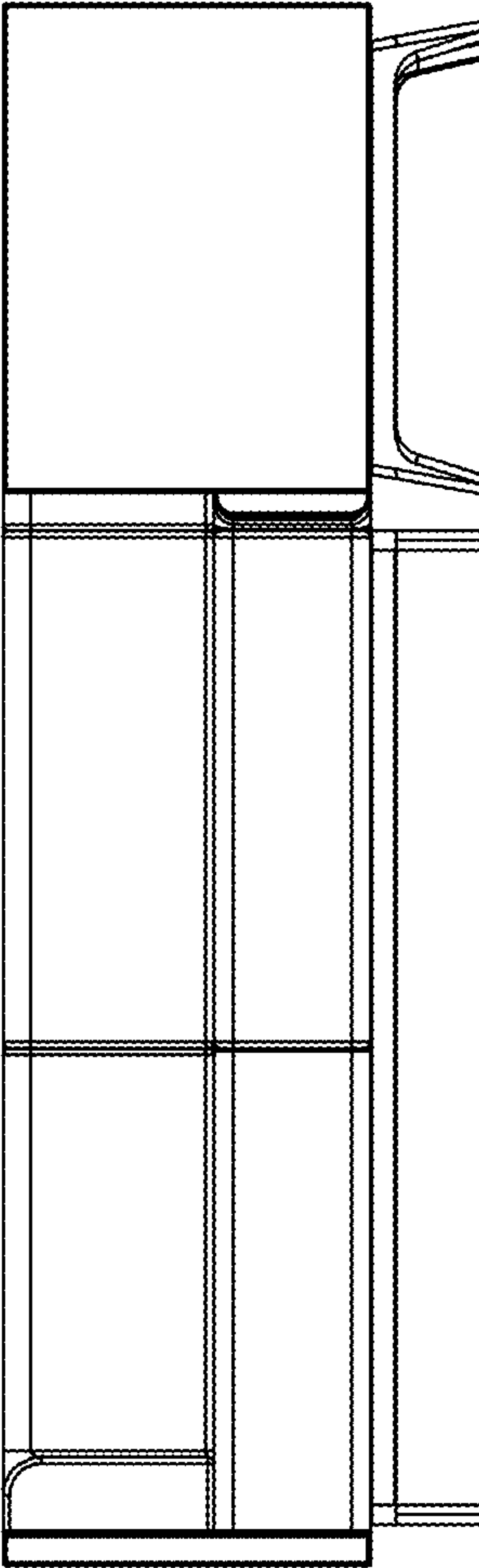


FIG.5

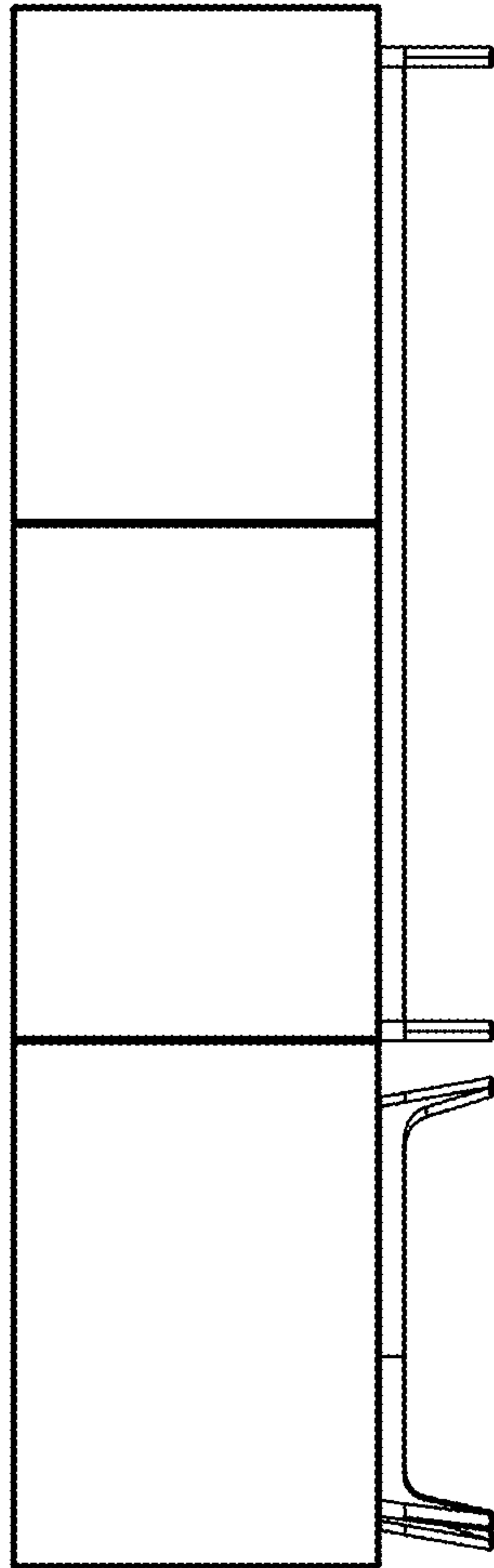
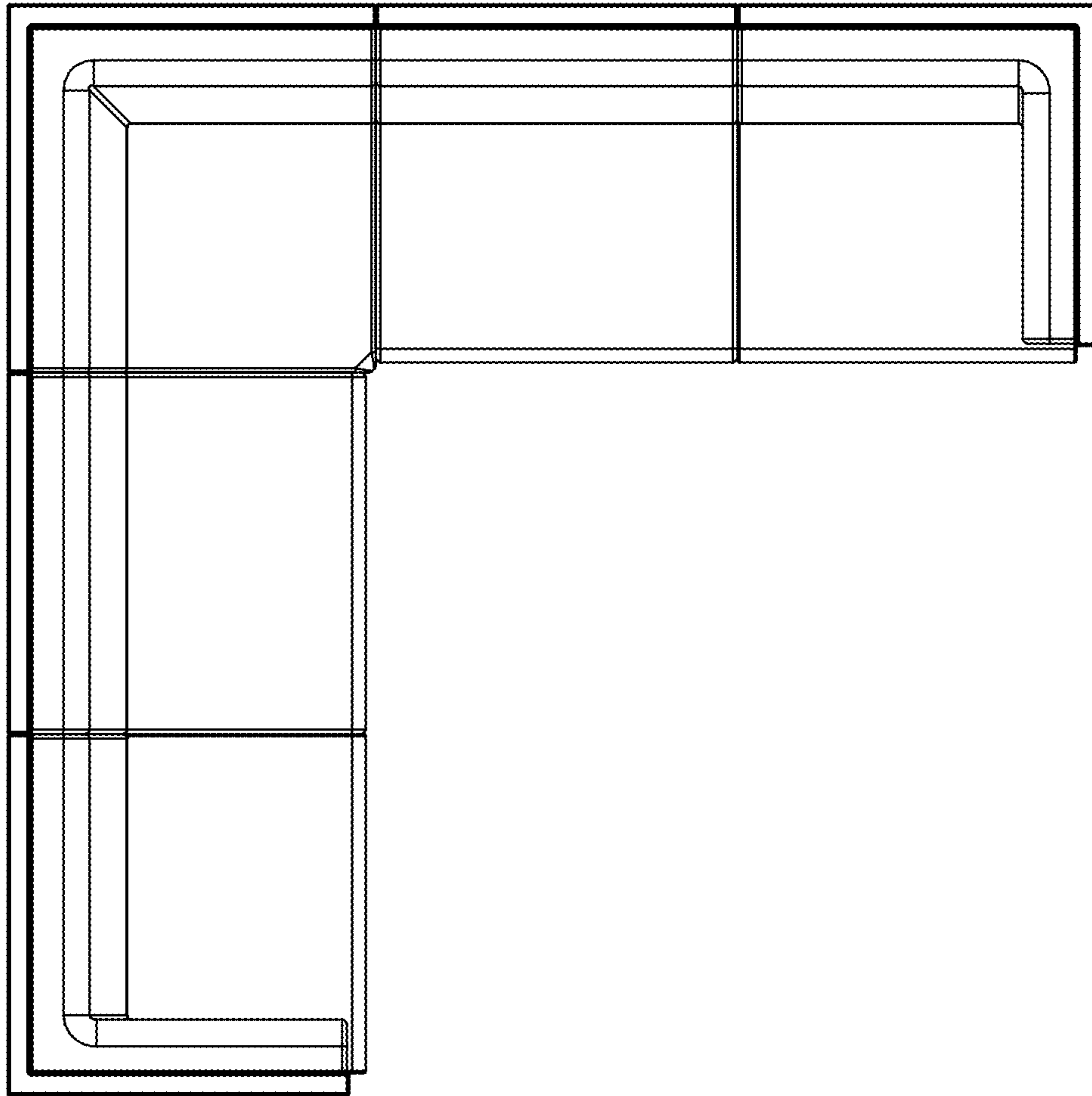
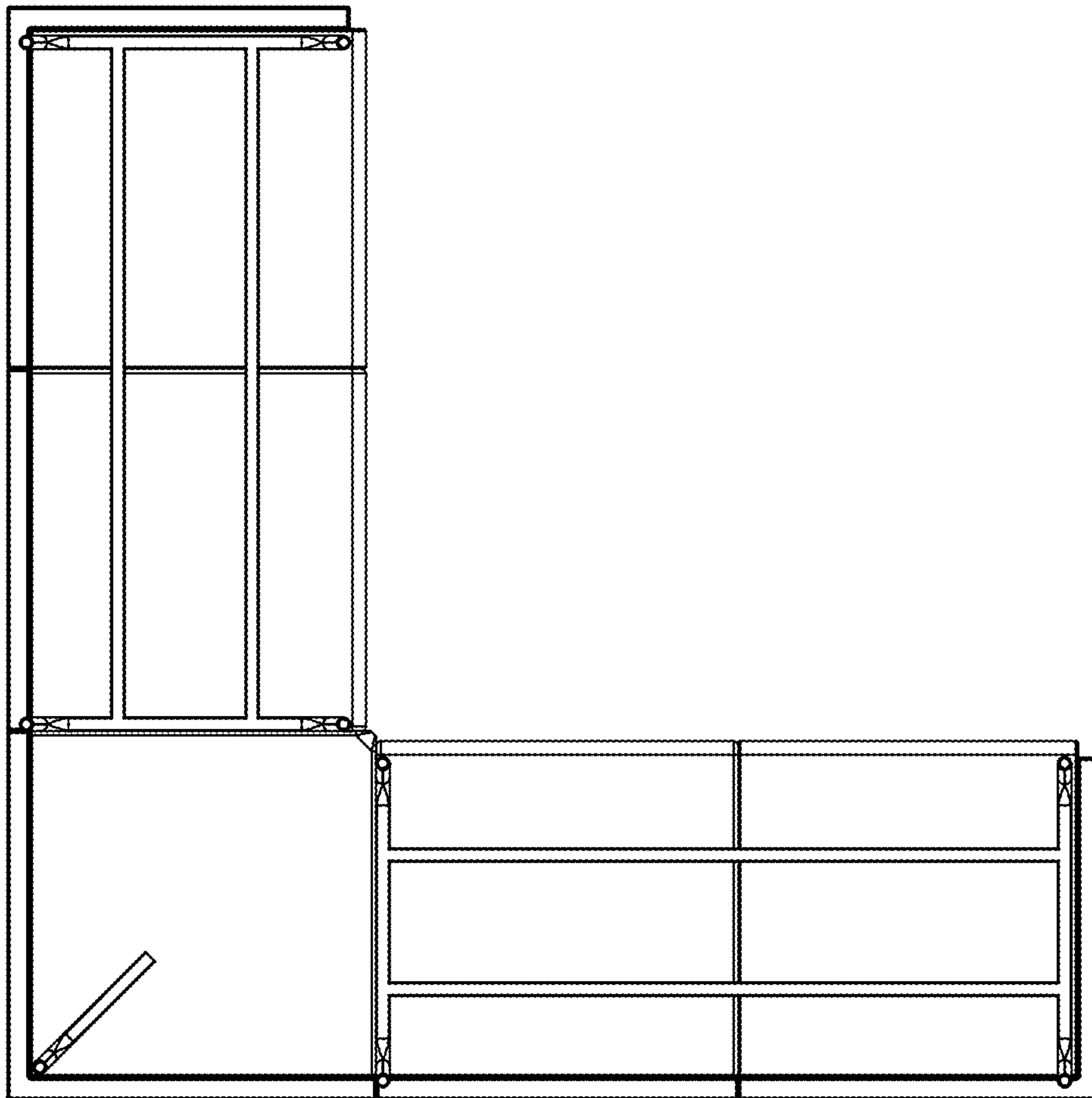


FIG.6





*FIG.7*



*FIG.8*