



US00D794957S

(12) **United States Design Patent** (10) **Patent No.:** **US D794,957 S**
Mayer et al. (45) **Date of Patent:** **** Aug. 22, 2017**

(54) **POUCH WITH FUR**
(71) Applicant: **American Greetings Corporation,**
Cleveland, OH (US)
(72) Inventors: **David Mayer,** Bay Village, OH (US);
Lynne Shlonsky, Shaker Heights, OH
(US)
(73) Assignee: **American Greetings Corporation,**
Cleveland, OH (US)
(**) Term: **15 Years**
(21) Appl. No.: **29/555,782**
(22) Filed: **Feb. 24, 2016**
(51) **LOC (10) Cl.** **03-01**
(52) **U.S. Cl.**
USPC **D3/303**
(58) **Field of Classification Search**
USPC D3/234, 236–239, 247, 248, 269,
D3/270–271.3, 299, 273, 276, 289, 293,
D3/290, 301, 303, 318, 319; D9/702,
D9/703, 705, 707, 709, 710, 433, 901
CPC A47C 7/62; A47C 1/14
See application file for complete search history.

(56) **References Cited**
U.S. PATENT DOCUMENTS
D249,982 S * 10/1978 Kubusheski D21/613
D374,982 S * 10/1996 Hamilton D3/221
D414,927 S * 10/1999 Hamilton D3/221
D598,195 S * 8/2009 Lown D3/301
D641,345 S * 7/2011 Gonzalez D14/250
D650,172 S * 12/2011 Ziegler D3/271.1
D690,102 S * 9/2013 Yueh D3/234

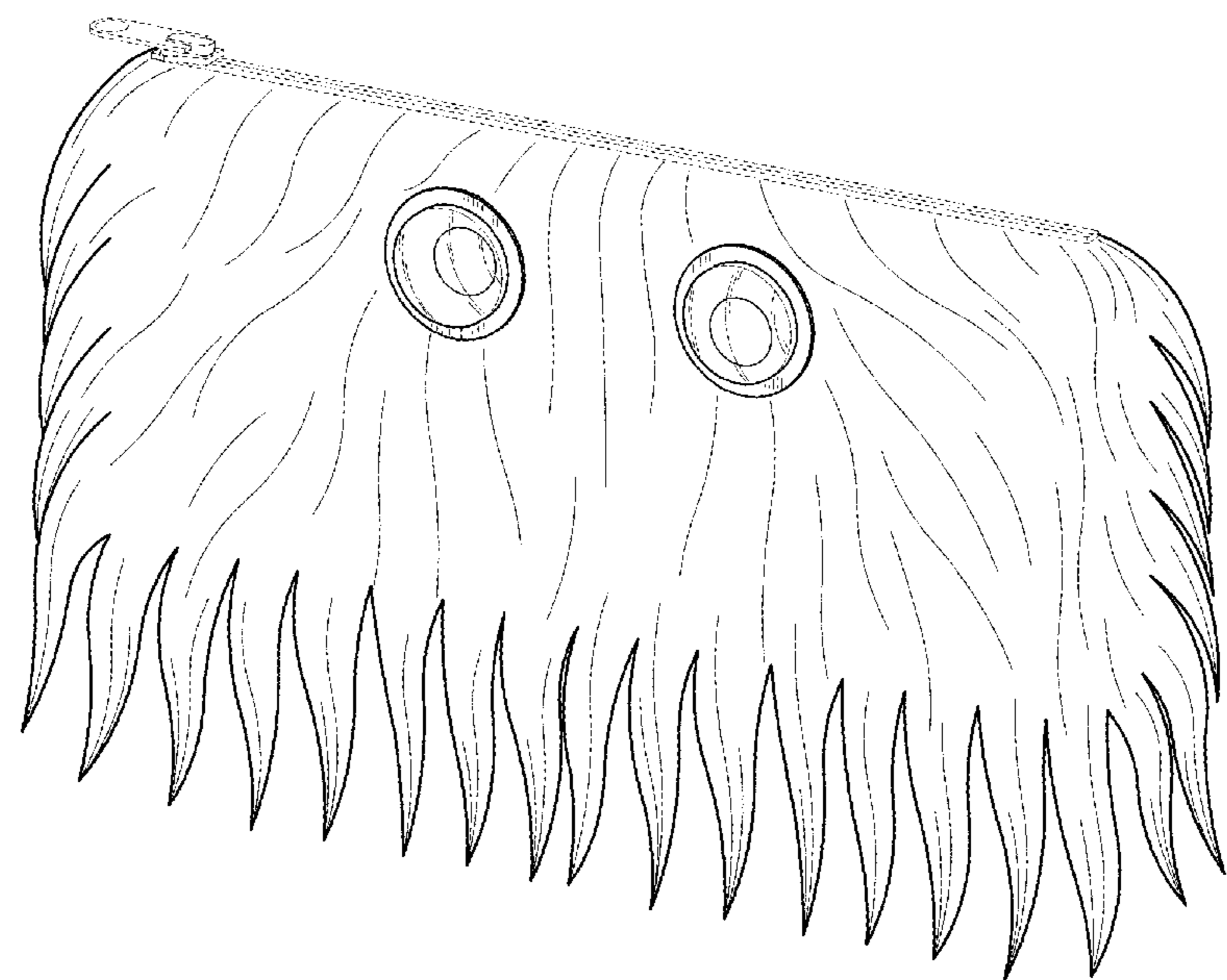
D690,938 S * 10/2013 Willows D3/303
D711,651 S * 8/2014 Koenig D3/303
D719,834 S * 12/2014 Mayer D9/600
D720,132 S * 12/2014 Zhou D3/234
D739,252 S * 9/2015 Mayer D9/600
D740,682 S * 10/2015 Mayer D9/600
D770,807 S * 11/2016 Mayer D6/601
D780,464 S * 3/2017 Mayer D6/303
D781,077 S * 3/2017 Mayer D6/601
D783,275 S * 4/2017 Sifuentes D3/234
D784,688 S * 4/2017 Mayer D3/234
D786,691 S * 5/2017 Mayer D9/432

* cited by examiner
Primary Examiner — Sandra Snapp
Assistant Examiner — Holly E Thurman
(74) *Attorney, Agent, or Firm* — Christine Flanagan

(57) **CLAIM**
The ornamental design for a pouch with fur, as shown and described.

DESCRIPTION
FIG. 1 is perspective view of the pouch with fur of the present invention.
FIG. 2 is a front view of the pouch with fur of FIG. 1.
FIG. 3 is a rear view of the pouch with fur of FIG. 1.
FIG. 4 is left side view of the pouch with fur of FIG. 1.
FIG. 5 is a right side view of the pouch with fur of FIG. 1.
FIG. 6 is a top down view of the pouch with fur of FIG. 1; and,
FIG. 7 is a bottom up view of the pouch with fur of FIG. 1.
The broken lines are for the purpose of illustrating the environment of the design only and form no part of the claimed design.

1 Claim, 3 Drawing Sheets



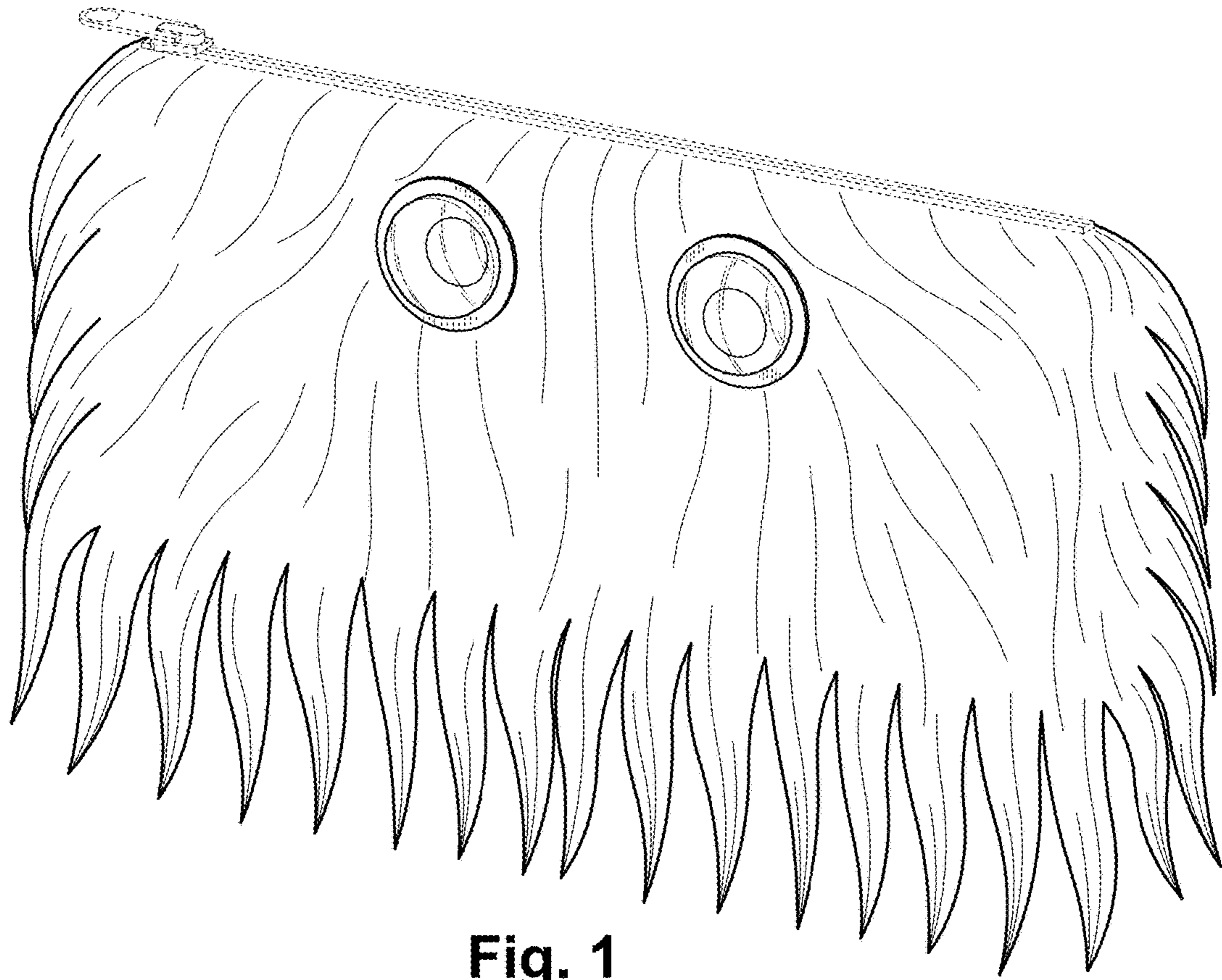


Fig. 1




Fig. 2

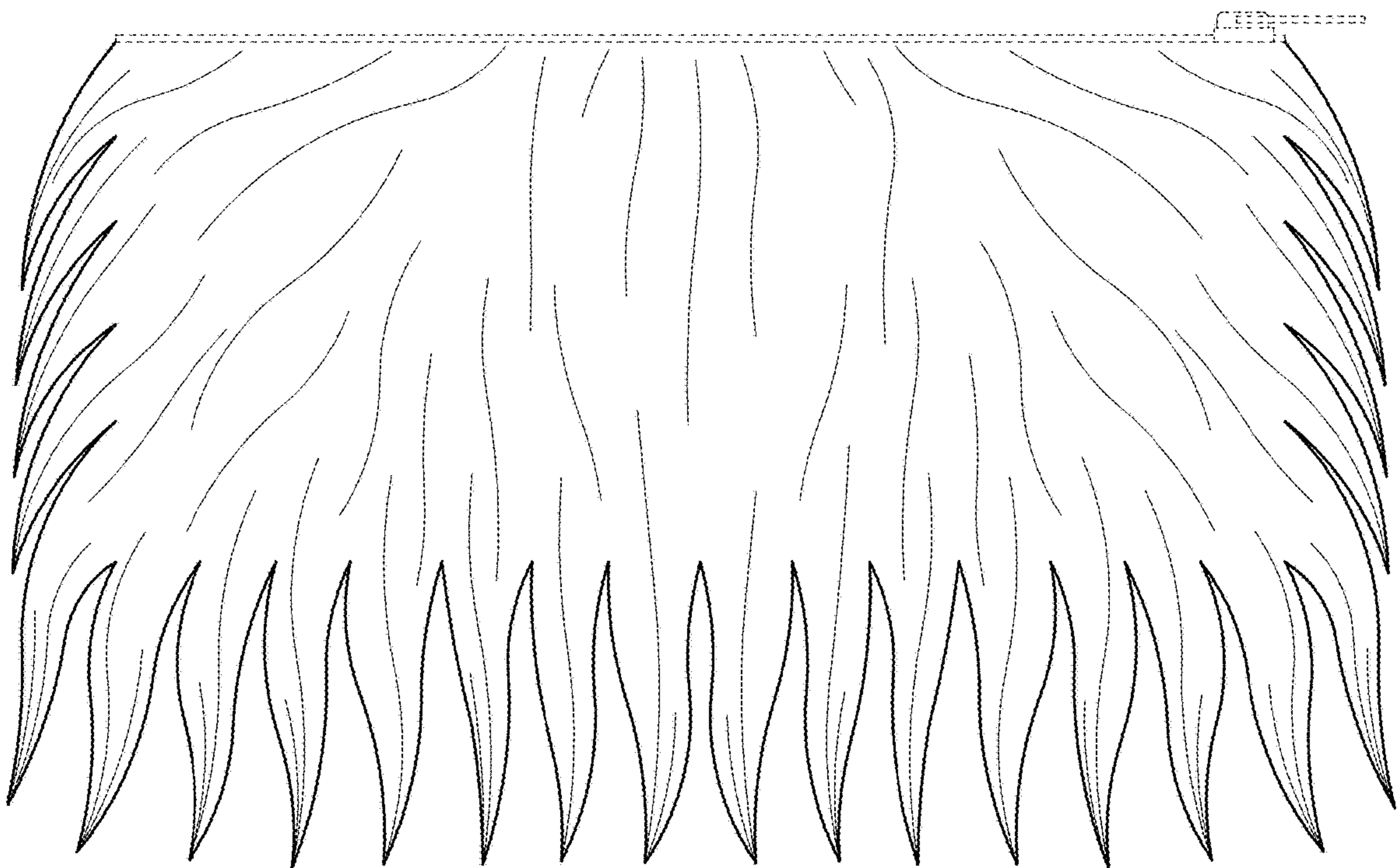


Fig. 3

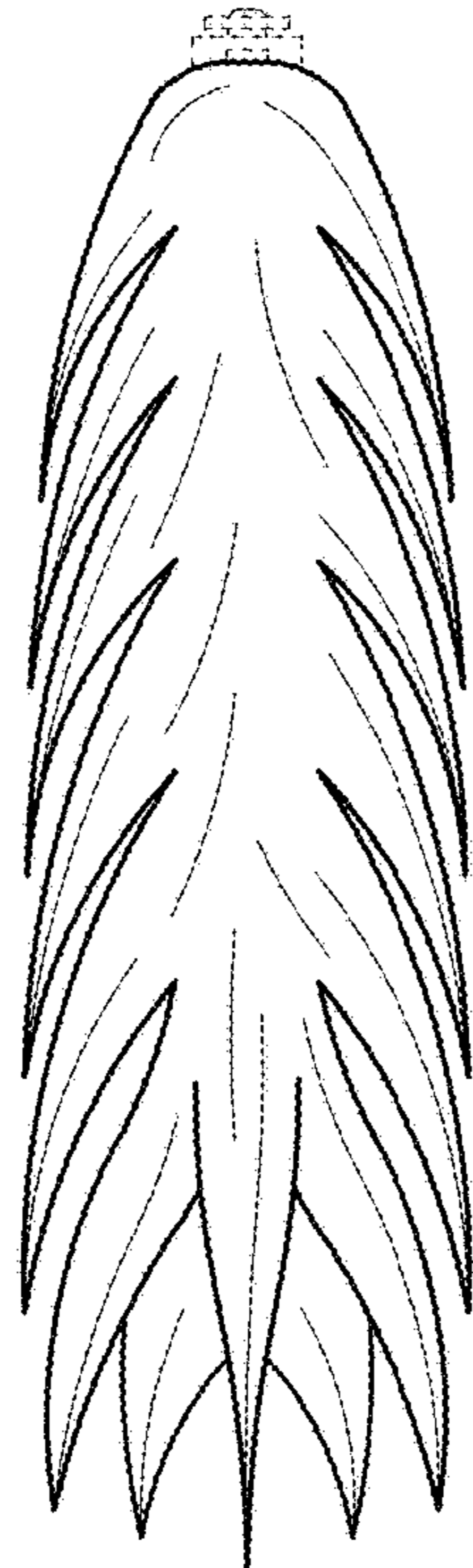


Fig. 4

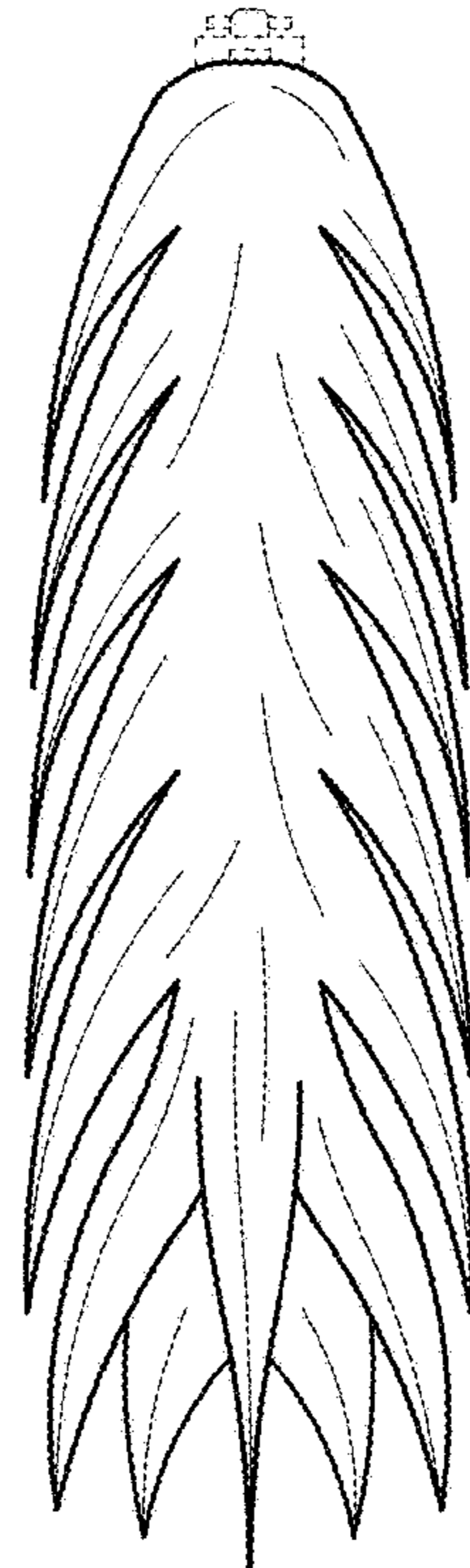


Fig. 5

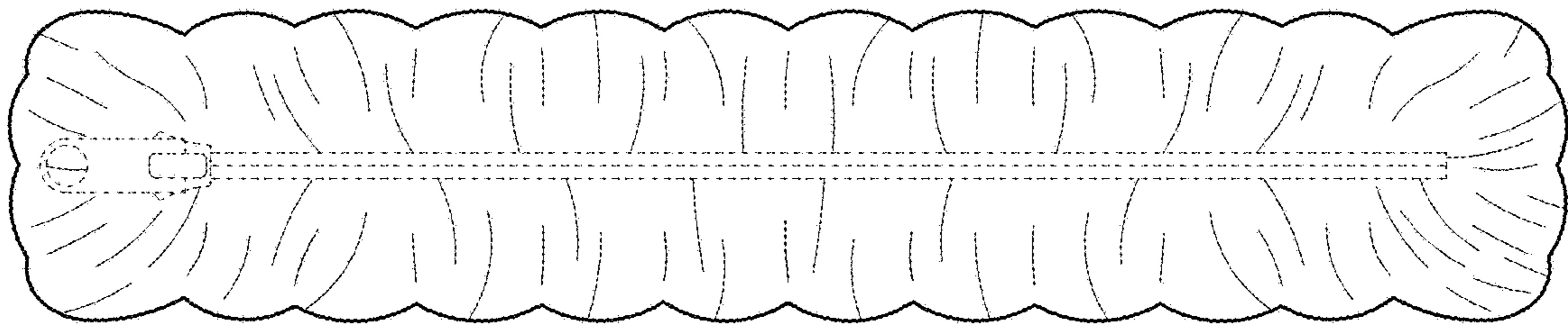


Fig. 6

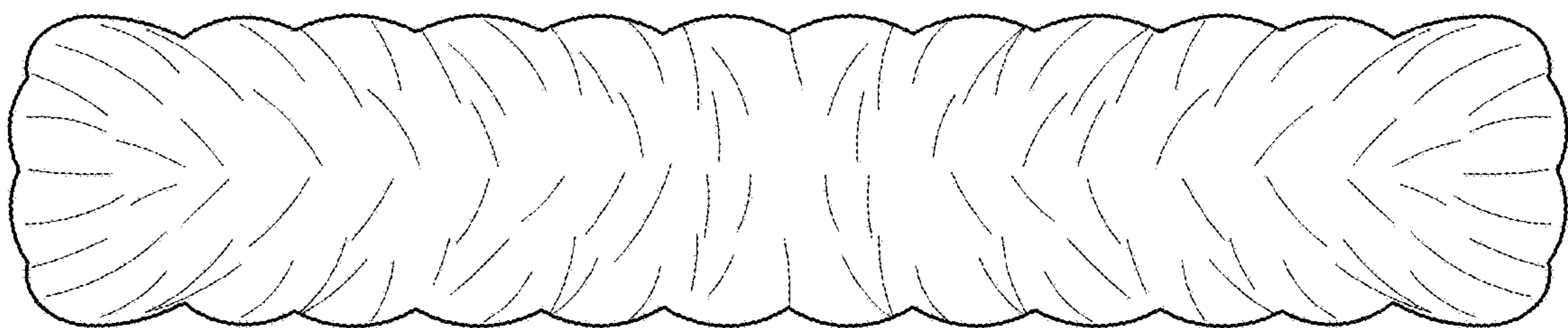


Fig. 7