



US00D794942S

(12) **United States Design Patent**
Zwinger et al.

(10) **Patent No.:** **US D794,942 S**

(45) **Date of Patent:** **** Aug. 22, 2017**

(54) **SHOE**

(71) Applicant: **adidas AG**, Herzogenaurach (DE)

(72) Inventors: **Christian Zwinger**, Herzogenaurach (DE); **Stephan Johannes Karl Dietrich**, Herzogenaurach (DE)

(73) Assignee: **adidas AG**, Herzogenaurach (DE)

(**) Term: **15 Years**

(21) Appl. No.: **29/550,953**

(22) Filed: **Jan. 8, 2016**

(30) **Foreign Application Priority Data**

Jul. 9, 2015 (EM) 002733956

(51) **LOC (10) Cl.** **02-04**

(52) **U.S. Cl.**
USPC **D2/975**

(58) **Field of Classification Search**

USPC D2/902, 907, 909-912, 915, 923-927, D2/929-930, 939, 942-946, 964-965, D2/969, 971-975, 977-978; 36/3 B, 36/22 R, 24.5, 25 R, 28, 32 R, 34 R, 36/59 C, 67 A, 103; D8/394-395; D11/79, 218, 231, 234

CPC A43B 1/04; A43B 3/0078; A43B 3/06; A43B 3/10; A43B 3/12; A43B 3/126; A43B 3/24; A43B 5/00; A43B 5/04; A43B 5/06; A43B 5/10; A43B 9/00; A43B 11/00; A43B 23/00; A43B 23/0205; A43B 23/0245; A43B 23/025; A43B 23/04; A43B 23/24; A43B 23/25; A43B 23/26

See application file for complete search history.

(56) **References Cited**

U.S. PATENT DOCUMENTS

D231,282 S * 4/1974 Dassler D2/975
D325,287 S * 4/1992 Strauss D2/902

D332,001 S * 12/1992 Bayer D2/902
5,276,983 A * 1/1994 Hatfield A43B 23/26
36/1
D344,396 S * 2/1994 Hoefft D2/970
5,365,677 A * 11/1994 Dalhgren A43B 1/04
36/3 A
D356,663 S * 3/1995 Ueda D2/902
D387,591 S * 12/1997 Hatfield D2/972
D387,850 S * 12/1997 Hatfield D2/972
D398,761 S * 9/1998 Smith, III D2/972
D413,718 S * 9/1999 Lupo D2/972
D499,877 S * 12/2004 Mark D2/975
D511,879 S * 11/2005 Caine D2/908

(Continued)

Primary Examiner — Sandra Snapp

Assistant Examiner — Katherine Glennon

(74) *Attorney, Agent, or Firm* — Kilpatrick Townsend & Stockton LLP

(57) **CLAIM**

The ornamental design for a shoe, as shown and described.

DESCRIPTION

FIG. 1 is a top medial perspective view of an embodiment of a shoe, it being understood that there is no claim being made to the bottom features. Therefore, the bottom view of this embodiment has been omitted.

FIG. 2 is a front view of the shoe of FIG. 1.

FIG. 3 is a rear view of the shoe of FIG. 1.

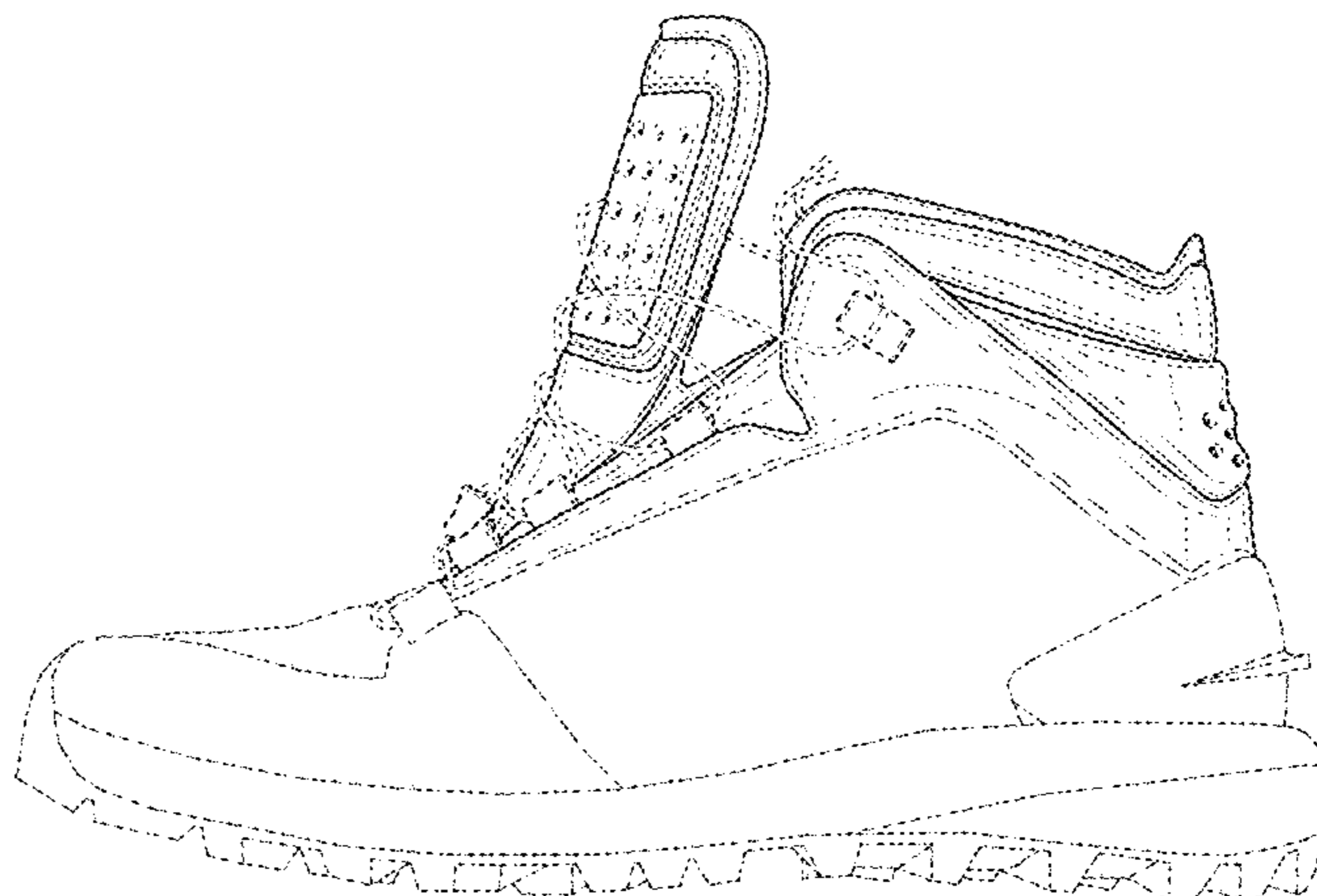
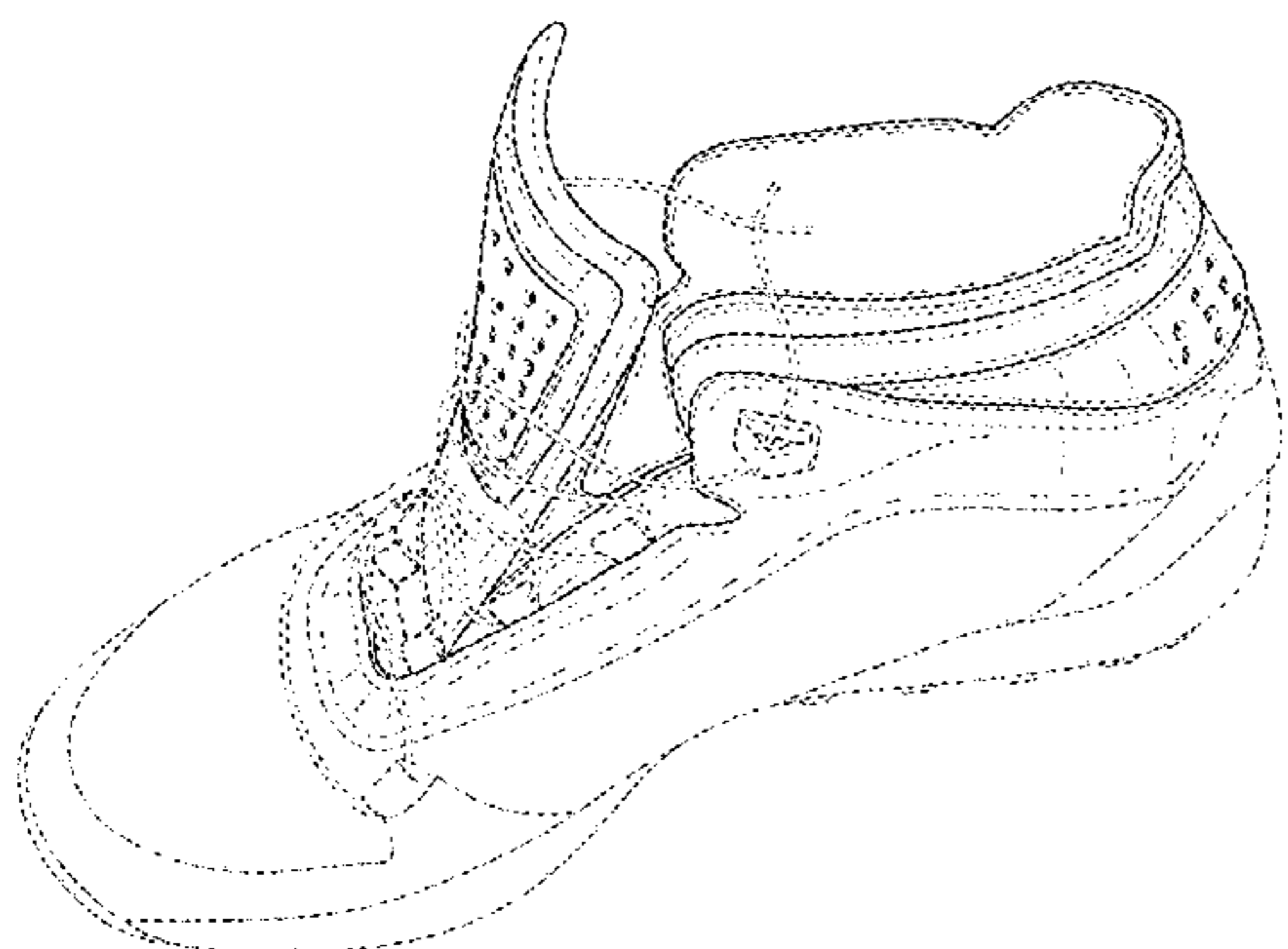
FIG. 4 is a medial side view of the shoe of FIG. 1.

FIG. 5 is a lateral side view of the shoe of FIG. 1; and,

FIG. 6 is a top view of the shoe of FIG. 1.

The dash-dot broken lines adjacent to shaded areas represent the boundary of the claimed design and form no part thereof. The evenly-spaced broken lines depicting elements of a shoe show unclaimed subject matter that forms no part of the claimed design.

1 Claim, 5 Drawing Sheets



(56)

References Cited

U.S. PATENT DOCUMENTS

D514,291 S * 2/2006 Whiteman D2/969
D548,446 S * 8/2007 Petrie D2/972
D597,293 S * 8/2009 Banik D2/969
D609,450 S * 2/2010 Dombrow D2/969
D625,097 S * 10/2010 Portzline D2/946
8,661,712 B2 * 3/2014 Aveni A43B 23/0215
36/3 A
9,009,992 B2 * 4/2015 Baker A43B 5/025
36/133
D738,089 S * 9/2015 Avar D2/972
D744,739 S * 12/2015 Chang D2/972
2013/0232815 A1 * 9/2013 Meythaler A43B 23/0225
36/45
2014/0352179 A1 * 12/2014 Bell A43B 1/04
36/9 R
2016/0007687 A1 * 1/2016 Surace A43B 5/00
36/89
2016/0095383 A1 * 4/2016 Surace A43B 21/24
36/93

* cited by examiner

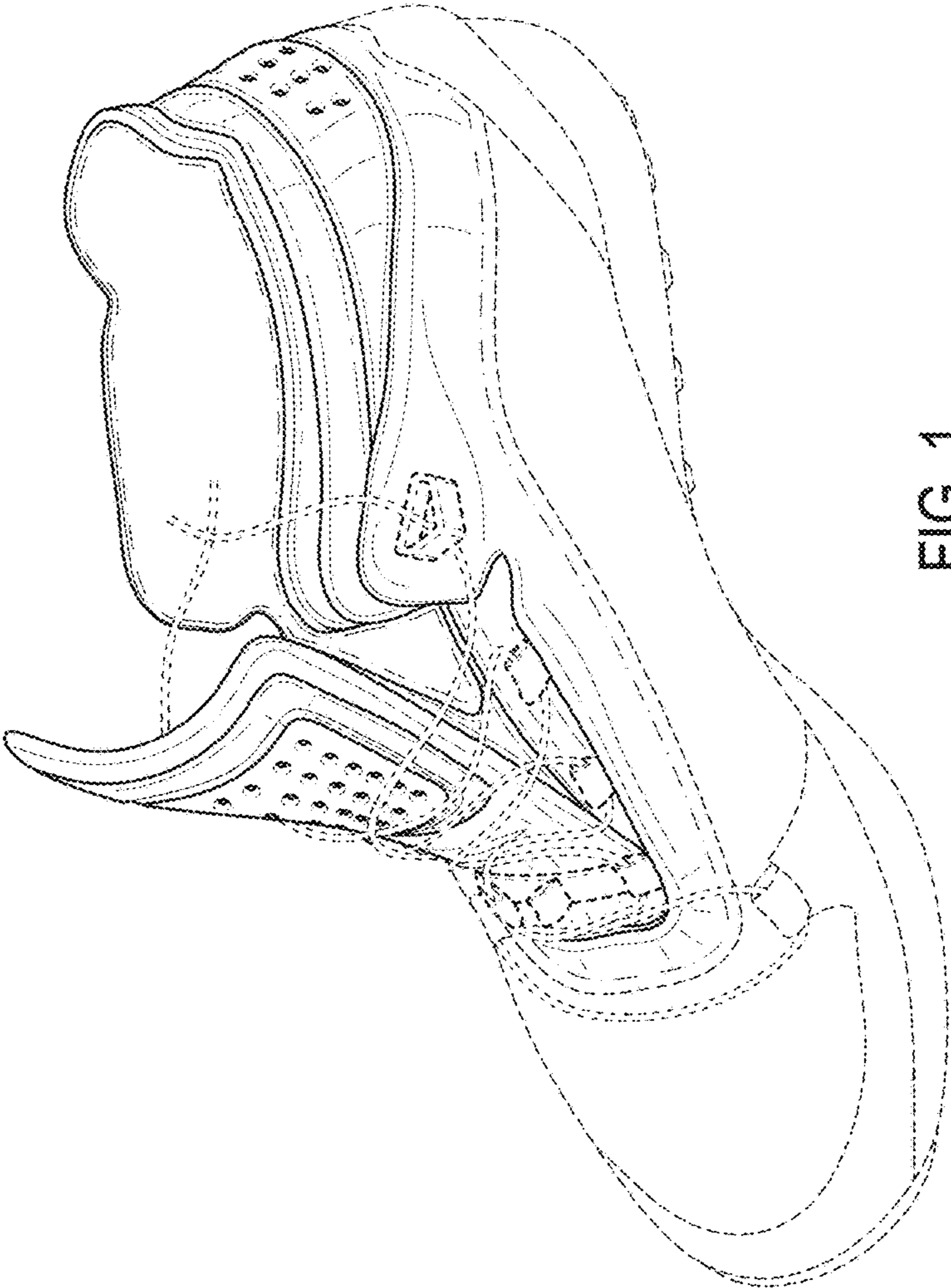


FIG. 1

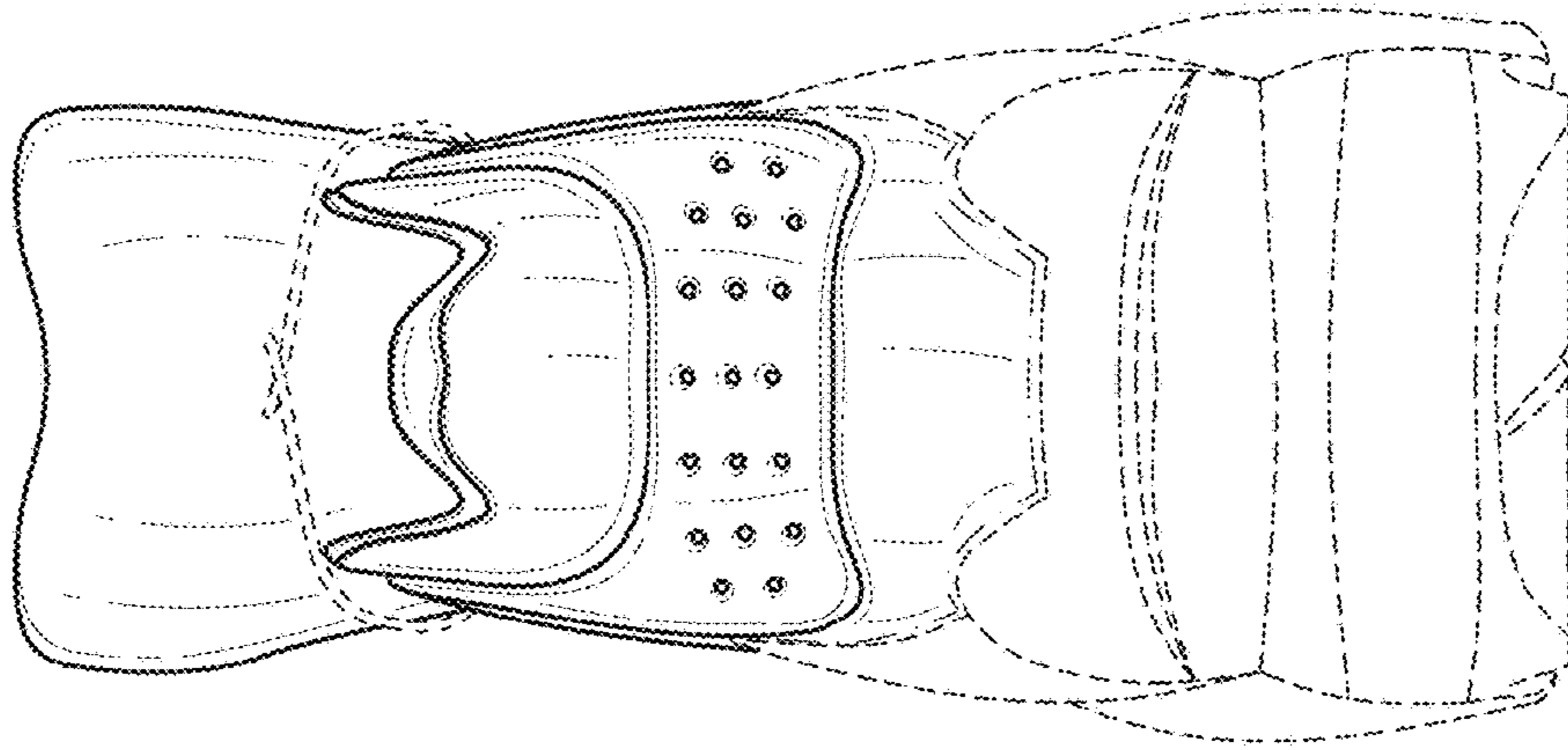


FIG. 3

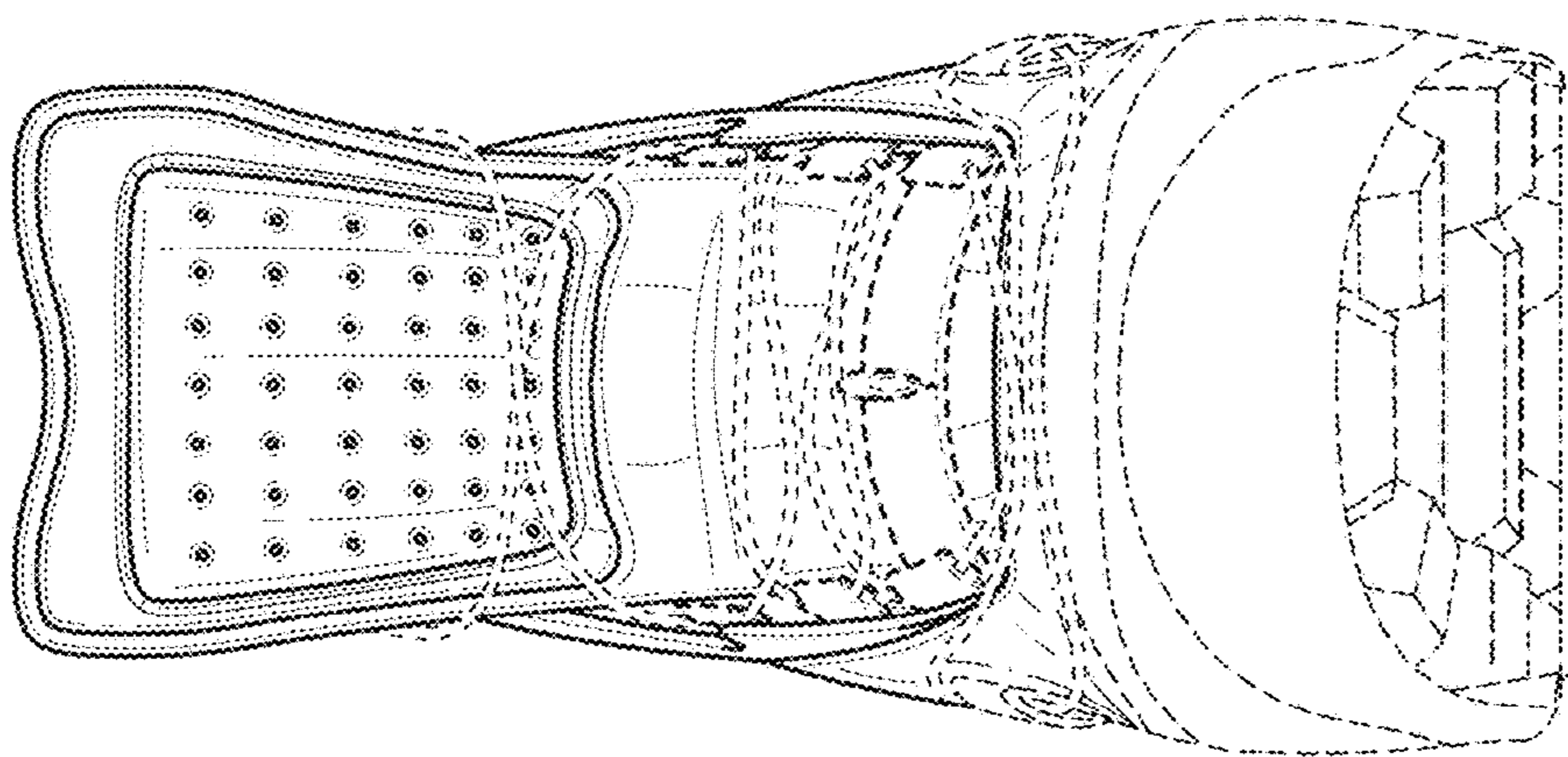


FIG. 2

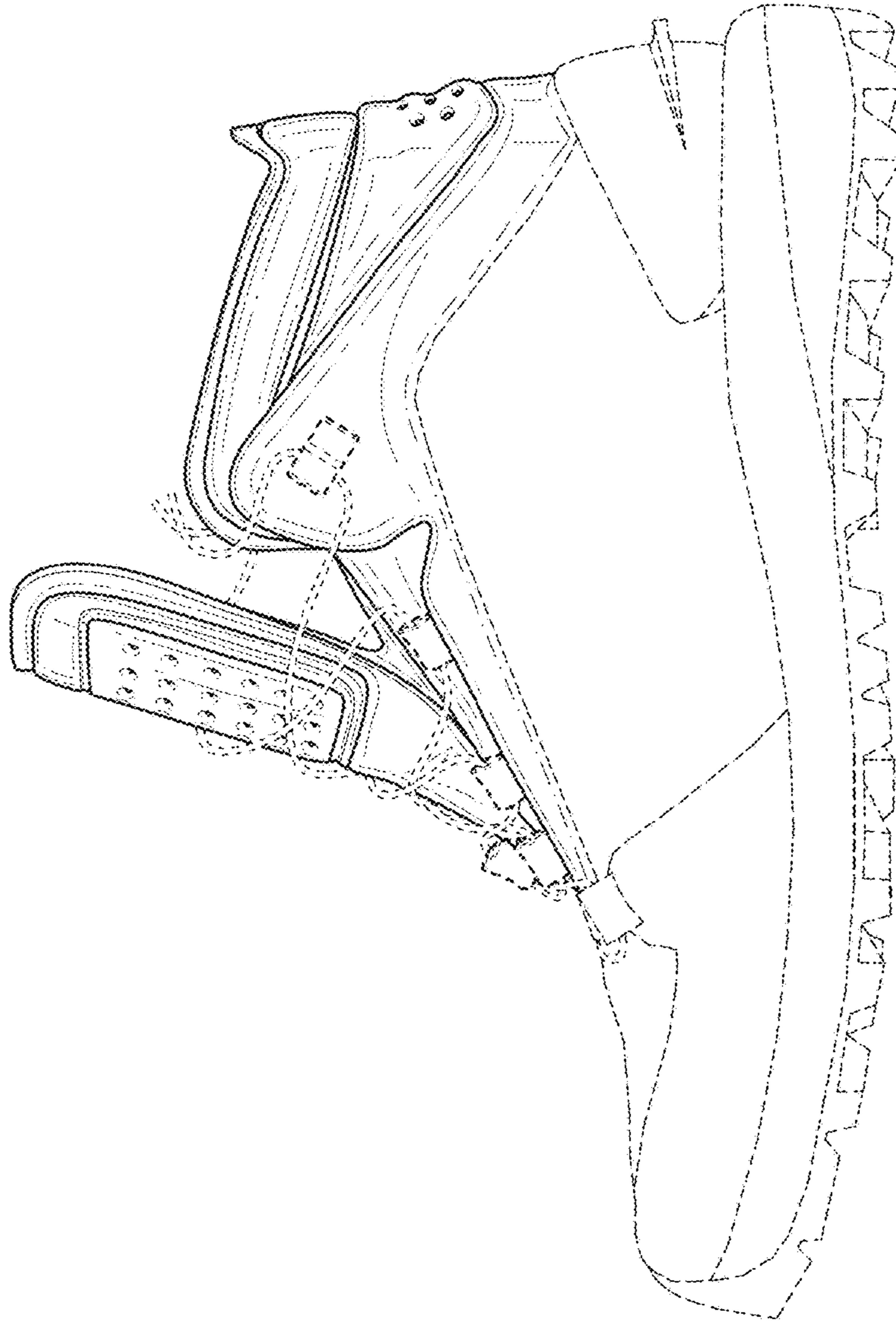


FIG. 4

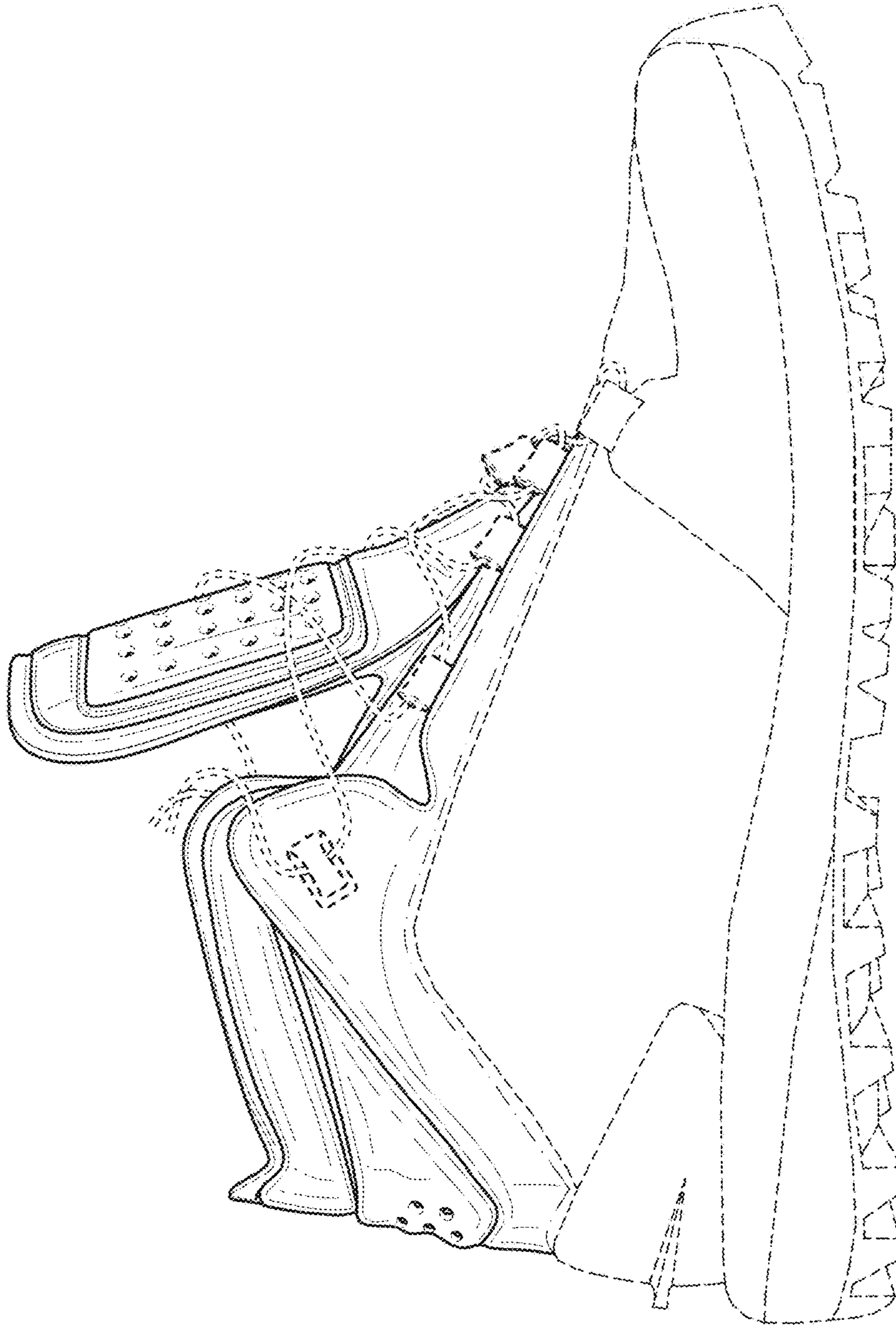


FIG. 5

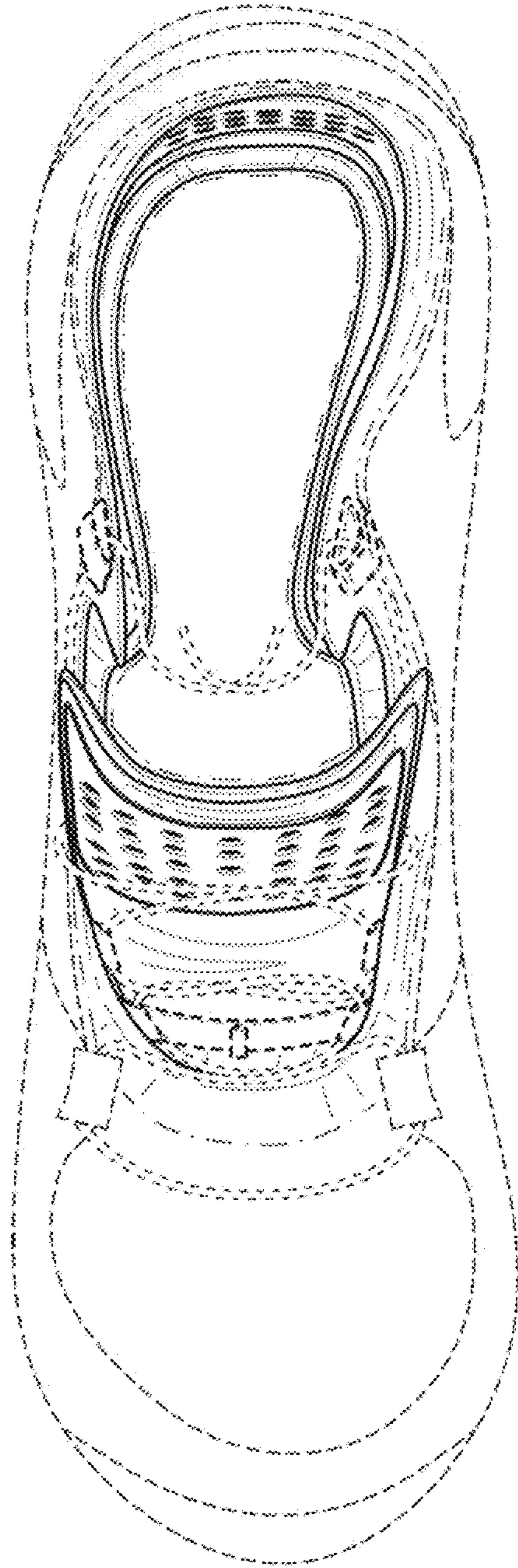


FIG. 6