



US00D794940S

(12) **United States Design Patent** (10) **Patent No.:** **US D794,940 S**
Fudalik (45) **Date of Patent:** **** Aug. 22, 2017**

- (54) **FOOTWEAR UPPER**
- (71) Applicant: **Wolverine World Wide, Inc.**,
Rockford, MI (US)
- (72) Inventor: **Keith J. Fudalik**, Chelmsford, MA
(US)
- (73) Assignee: **Wolverine Outdoors, Inc.**, Rockford,
MI (US)
- (**) Term: **15 Years**
- (21) Appl. No.: **29/534,999**
- (22) Filed: **Aug. 3, 2015**
- (51) **LOC (10) Cl.** **02-04**
- (52) **U.S. Cl.**
USPC **D2/973**
- (58) **Field of Classification Search**
USPC D2/902, 907, 908, 920, 944, 969, 970,
D2/972-975; D5/47, 49, 60
CPC .. A43B 1/04; A43B 5/008; A43B 5/06; A43B
5/10
See application file for complete search history.

(56) **References Cited**

U.S. PATENT DOCUMENTS

D345,253 S *	3/1994	Lucas	D2/902
D347,109 S *	5/1994	Avar	D2/912
5,806,208 A *	9/1998	French	A43B 7/02 36/28
D402,103 S *	12/1998	Hardy	D2/972
D411,247 S *	6/1999	Lavertue	D2/972
D415,882 S *	11/1999	McDowell	D2/972
D429,552 S	8/2000	Kern		
D458,741 S *	6/2002	Rogers	D2/902
D461,040 S	8/2002	Urie et al.		
D481,530 S *	11/2003	Hillyer	D2/972
D487,614 S	3/2004	Le		
D503,849 S *	4/2005	Matis	D2/969

D504,758 S	5/2005	Sonnergren		
D516,291 S *	3/2006	Young	D2/972
D528,771 S *	9/2006	Lupo	D2/972
D548,450 S *	8/2007	Huthmaker	D2/972
D551,438 S *	9/2007	Laberge	D2/972
D554,331 S	11/2007	Matis		
D560,902 S *	2/2008	Gay	D2/972
D563,653 S	3/2008	Schoenborn et al.		
D571,091 S	6/2008	Belley et al.		
D575,494 S	8/2008	St-Louis		
D575,501 S *	8/2008	Amphyon	D2/972
D576,400 S *	9/2008	Grenet	D2/972
D580,155 S	11/2008	Banik		
D588,350 S *	3/2009	Amphyon	D2/972
D600,898 S	9/2009	St-Louis et al.		
D600,900 S	9/2009	St-Louis et al.		
D622,052 S *	8/2010	Grenet	D2/972
D622,055 S *	8/2010	Bosomworth	D2/972
D643,199 S *	8/2011	Fuhrer	D2/972

(Continued)

Primary Examiner — Celia Murphy
Assistant Examiner — Clare Ann Gannon
(74) *Attorney, Agent, or Firm* — Warner Norcross & Judd
LLP

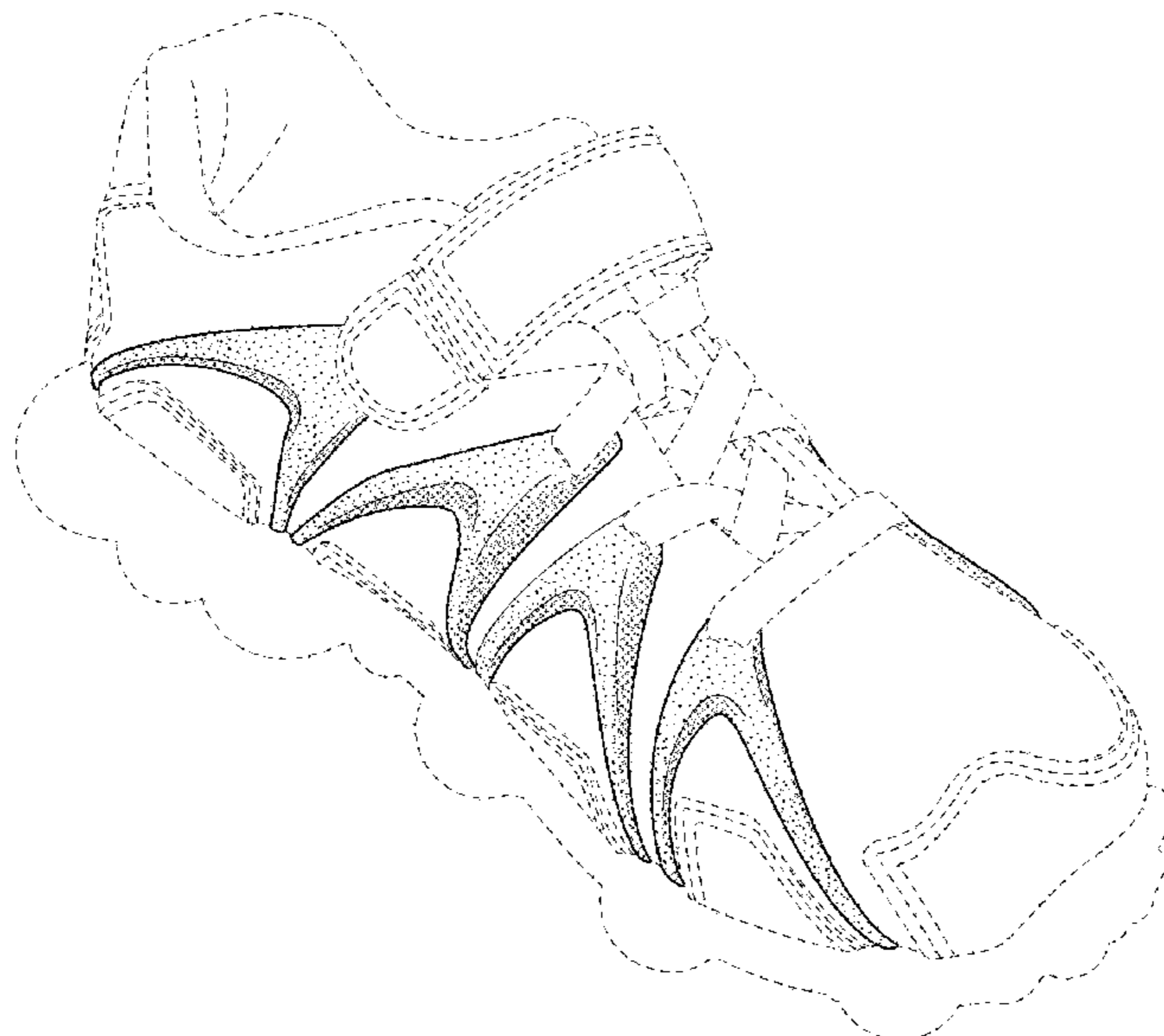
(57) **CLAIM**

The ornamental design for a footwear upper, as shown and described.

DESCRIPTION

FIG. 1 is a perspective view of the footwear upper embodying the new design;
FIG. 2 is a bottom plan view thereof;
FIG. 3 is a right side elevational view thereof;
FIG. 4 is a left side elevational view thereof;
FIG. 5 is a front elevational view thereof; and,
FIG. 6 is a rear elevational view thereof.
In FIGS. 1-6 the portions of the footwear upper shown in broken lines are not included in the claim or depict environment that is not included in the claim.

1 Claim, 4 Drawing Sheets



(56)

References Cited

U.S. PATENT DOCUMENTS

D658,862	S	*	5/2012	Stryjak	D2/972
D679,082	S	*	4/2013	Bosomworth	D2/972
D690,495	S	*	10/2013	Bosomworth	D2/972
D711,642	S	*	8/2014	Bosomworth	D2/972
D725,887	S	*	4/2015	Bosomworth	D2/972
D727,007	S	*	4/2015	Bosomworth	D2/972
D731,773	S	*	6/2015	Bosomworth	D2/972
D737,036	S	*	8/2015	Bosomworth	D2/972
D740,535	S	*	10/2015	Joseph	D2/970
D746,036	S	*	12/2015	Harlow	D2/972
D753,382	S	*	4/2016	Lamont	D2/972
D764,784	S	*	8/2016	O'Connor	D2/972
D772,556	S	*	11/2016	Woodman	D2/972

* cited by examiner

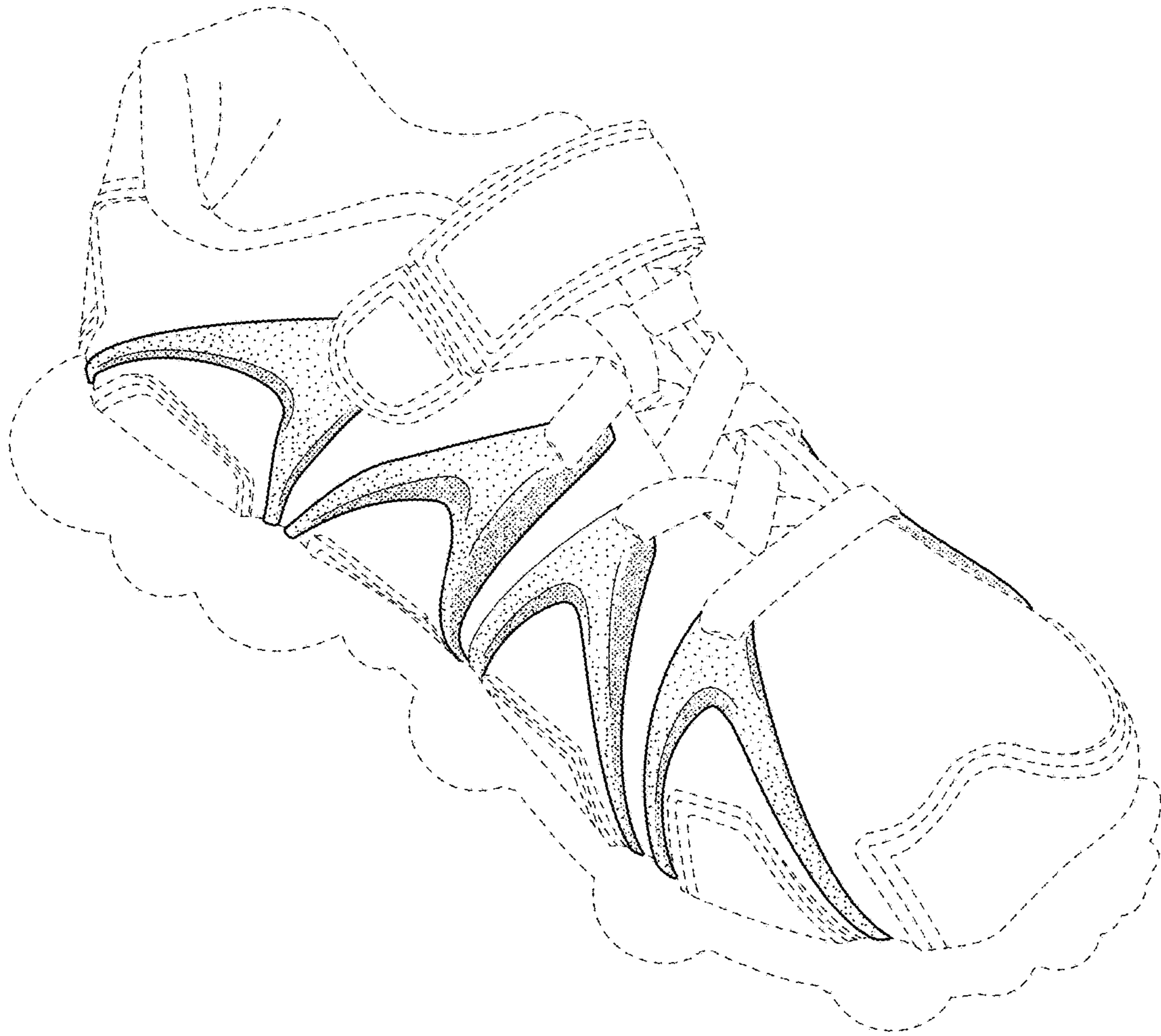


Fig. 1

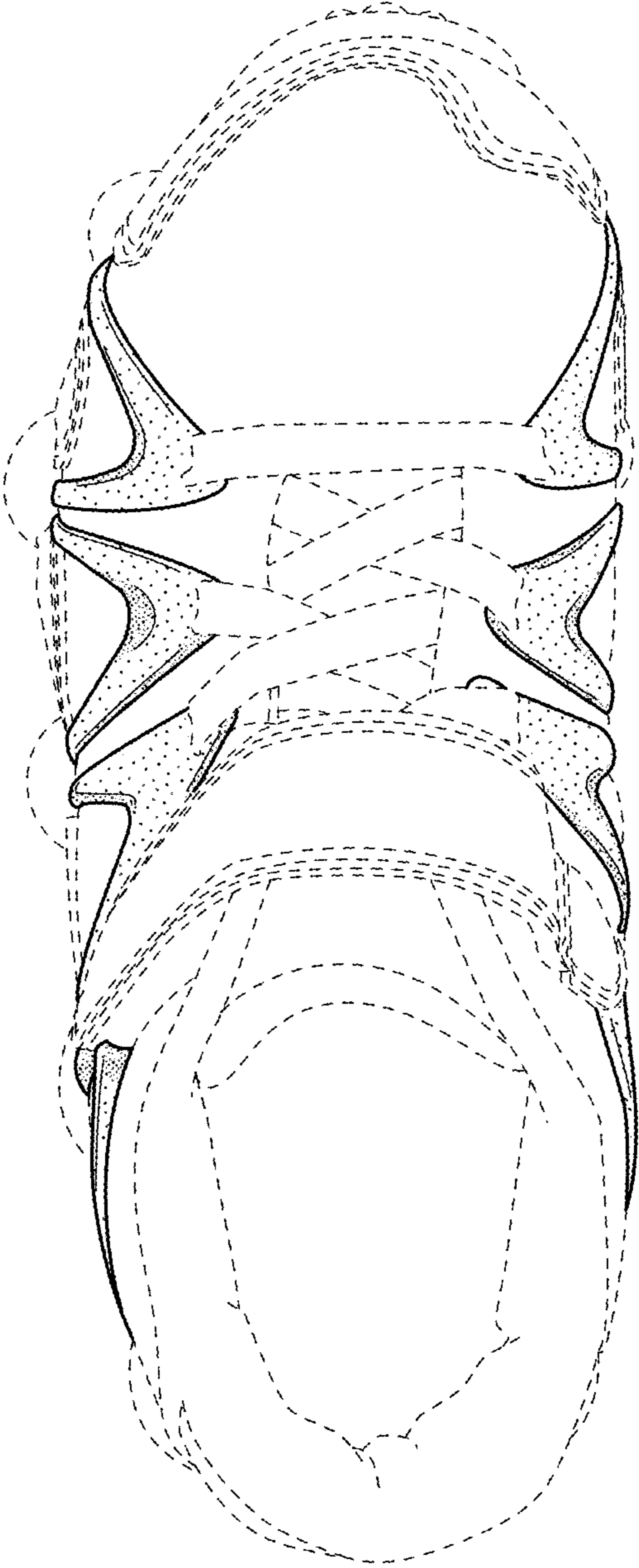


Fig. 2




Fig. 3

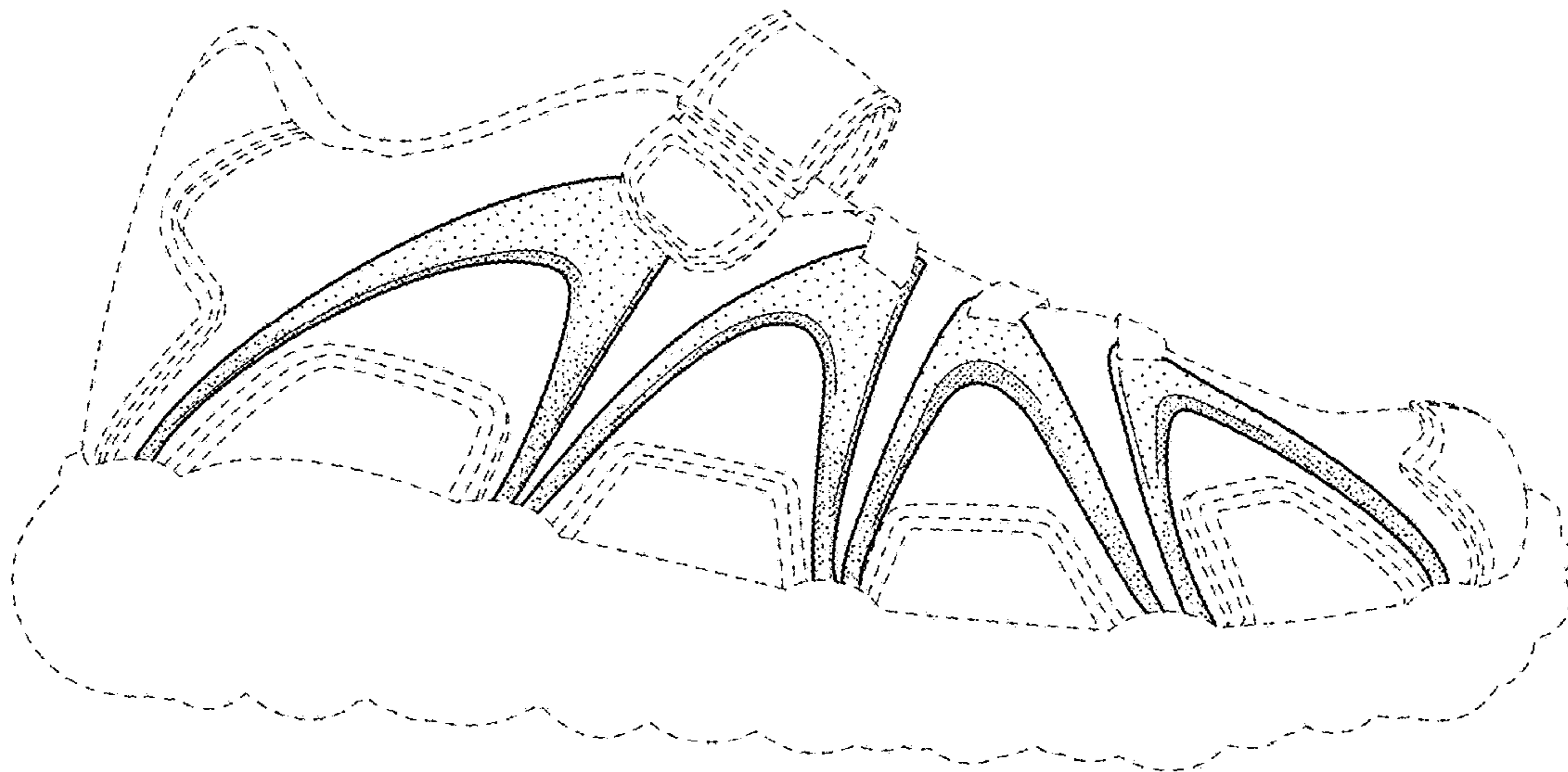


Fig. 4

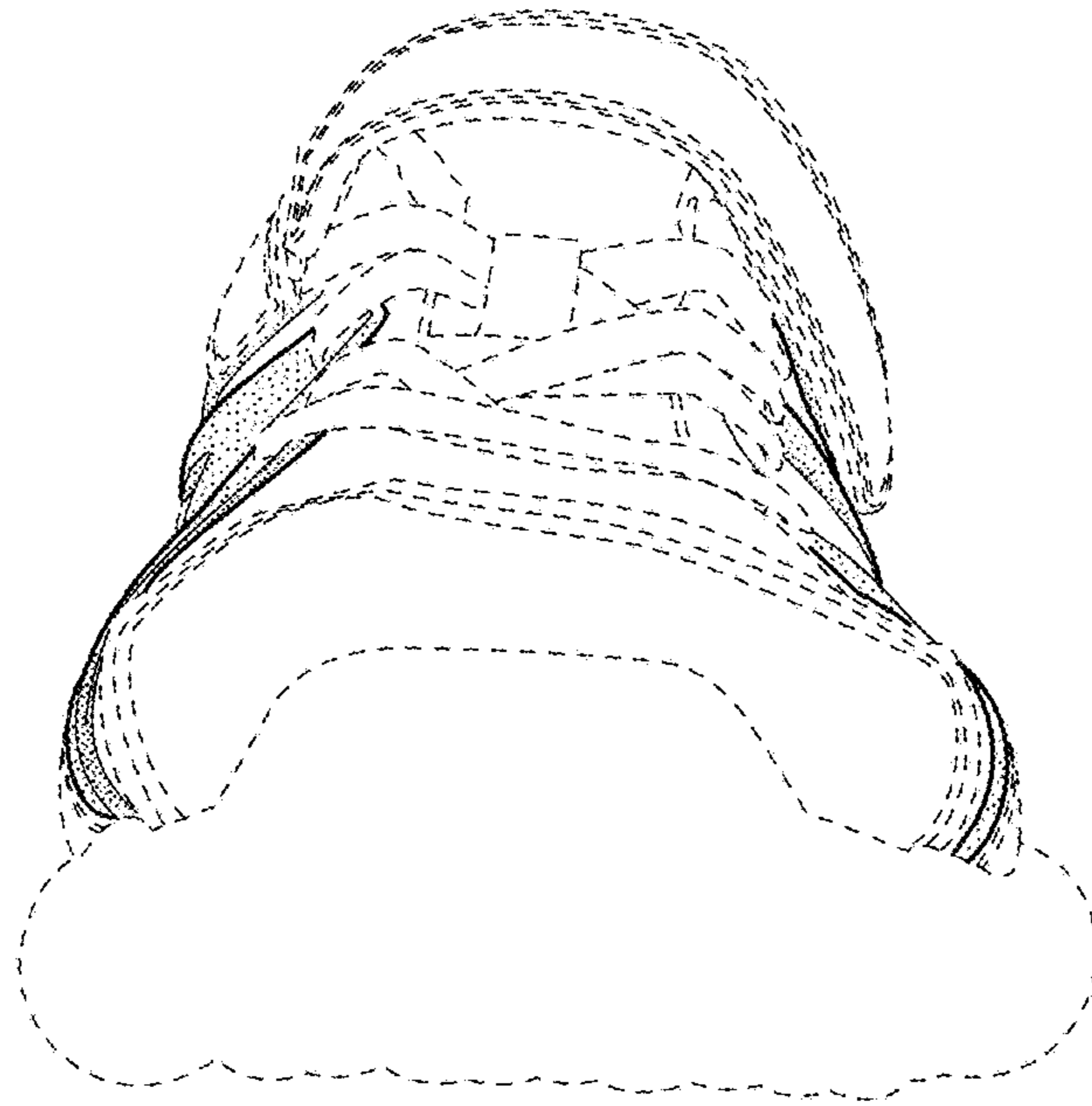


Fig. 5

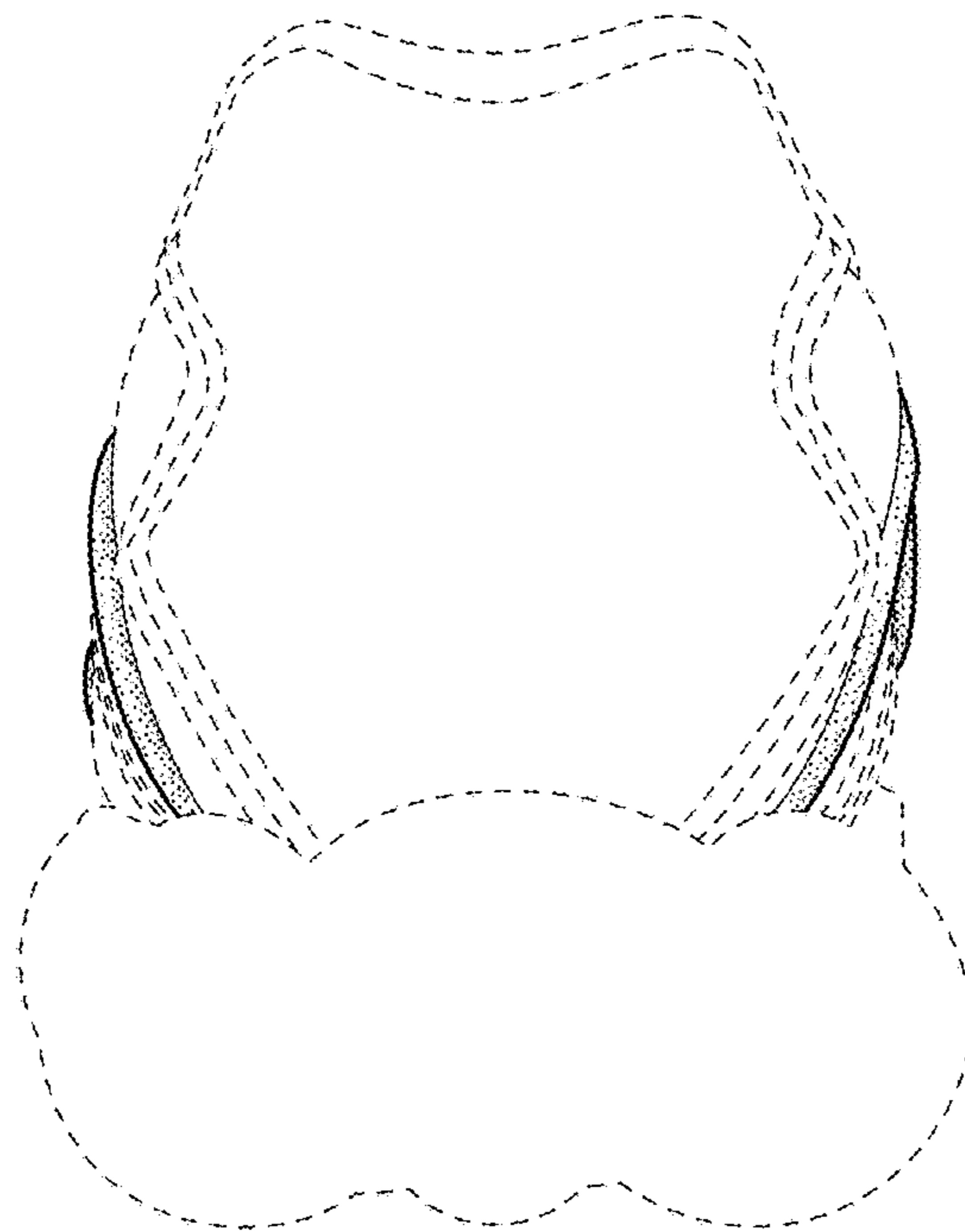


Fig. 6