

US00D794938S

(12) **United States Design Patent** (10) **Patent No.:** **US D794,938 S**
Acevedo et al. (45) **Date of Patent:** **** Aug. 22, 2017**

(54) **SHOE UPPER**
(71) Applicant: **Under Armour, Inc.**, Baltimore, MD (US)
(72) Inventors: **John Acevedo**, Portland, OR (US);
Alan Guyan, Baltimore, MD (US);
David McManus, Portland, OR (US);
Alan Toronjo, Portland, OR (US)
(73) Assignee: **Under Armour, Inc.**, Baltimore, MD (US)
(**) Term: **15 Years**
(21) Appl. No.: **29/557,041**
(22) Filed: **Mar. 4, 2016**
(51) **LOC (10) Cl.** **02-04**
(52) **U.S. Cl.**
USPC **D2/972**
(58) **Field of Classification Search**
USPC D2/902, 906-912, 943-946, 962, 964,
D2/968-974; D5/47, 54, 55, 56, 58, 59,
D5/61, 63
CPC ... A43B 3/0047; A43B 3/0052; A43B 3/0057;
A43B 3/0063; A43B 3/0068; A43B
3/0073; A43B 1/04; A43B 1/06; A43B
5/00; A43B 5/02; A43B 5/06; A43B 5/10;
A43B 5/14; A43B 23/0245; A43B
13/125; A43B 13/186; A43C 3/00; A43C
7/06
See application file for complete search history.

(56) **References Cited**
U.S. PATENT DOCUMENTS
1,695,225 A * 12/1928 Bohr A43B 23/0205
12/142 V
D97,619 S * 11/1935 Silk D5/59
D489,537 S * 5/2004 Wong D5/53
D516,821 S * 3/2006 Wu D5/53
D532,613 S * 11/2006 Wu D5/30

D544,700 S * 6/2007 Link D2/946
D562,541 S * 2/2008 Avar D2/972
7,910,193 B2 * 3/2011 Ma A47C 23/002
428/218
D659,374 S * 5/2012 Miner D2/972
D702,448 S * 4/2014 Boyle D5/61
D707,029 S * 6/2014 Wright D2/972
D707,947 S * 7/2014 Seamarks D2/972
D718,036 S * 11/2014 McMillan D2/972
(Continued)

OTHER PUBLICATIONS

“The New Under Armour Architech is the Brand’s First 3D Printed Shoe,” Under Armour Architech pictured therein, as posted by Andres Carrillo on KicksOnFire.com [online], posted on Mar. 8, 2016 [site visited Feb. 8, 2017]. Available on the Internet, <URL: <http://www.kicksonfire.com/under-armour-architec/>>.*
(Continued)


Primary Examiner — Jeffrey D Asch
Assistant Examiner — Rebekah A Caruso

(57) **CLAIM**
The ornamental design for a shoe upper, as shown and described.

DESCRIPTION

FIG. 1 is a perspective view of a shoe upper showing our new design;
FIG. 2 is a left side view in elevation thereof;
FIG. 3 is a right side view in elevation thereof;
FIG. 4 is a top view in plan thereof; and,
FIG. 5 is a front view in elevation thereof.
The broken lines shown in the figures that are immediately adjacent to the solid line areas represent the bounds of the claim. All other broken lines are directed to environment. The broken lines form no part of the claimed design. The rear and bottom views show no part of the claimed design; accordingly, these views have been omitted.

1 Claim, 5 Drawing Sheets



(56)

References Cited

U.S. PATENT DOCUMENTS

D746,558 S * 1/2016 Campbell D2/946
D756,621 S * 5/2016 Weddle D2/969
D756,622 S * 5/2016 Toronjo D2/972
D759,364 S * 6/2016 Toronjo D2/972
D768,977 S * 10/2016 Seamarks D2/972
D774,783 S * 12/2016 Toronjo D5/56
D777,452 S * 1/2017 Toronjo D5/56
2013/0139329 A1 * 6/2013 Ferniani A43B 7/08
12/128 R
2014/0101816 A1 * 4/2014 Toronjo A41D 31/0011
2/69
2016/0360828 A1 * 12/2016 Guyan A43B 13/181
2017/0020226 A1 * 1/2017 Dombrow A43C 1/04
2017/0035147 A1 * 2/2017 Farris A43B 23/026

OTHER PUBLICATIONS

“Hot New Shoes: Cool 3D Printed Shoes,” Nike Vapor Laser Talon pictured therein, as posted by Pooja at YourNextShoes.com [online], posted on Apr. 8, 2013 [site visited Feb. 16, 2017]. Available on the Internet, <URL: <http://www.yournextshoes.com/2013/04/3d-printed-shoes/>>.*

* cited by examiner

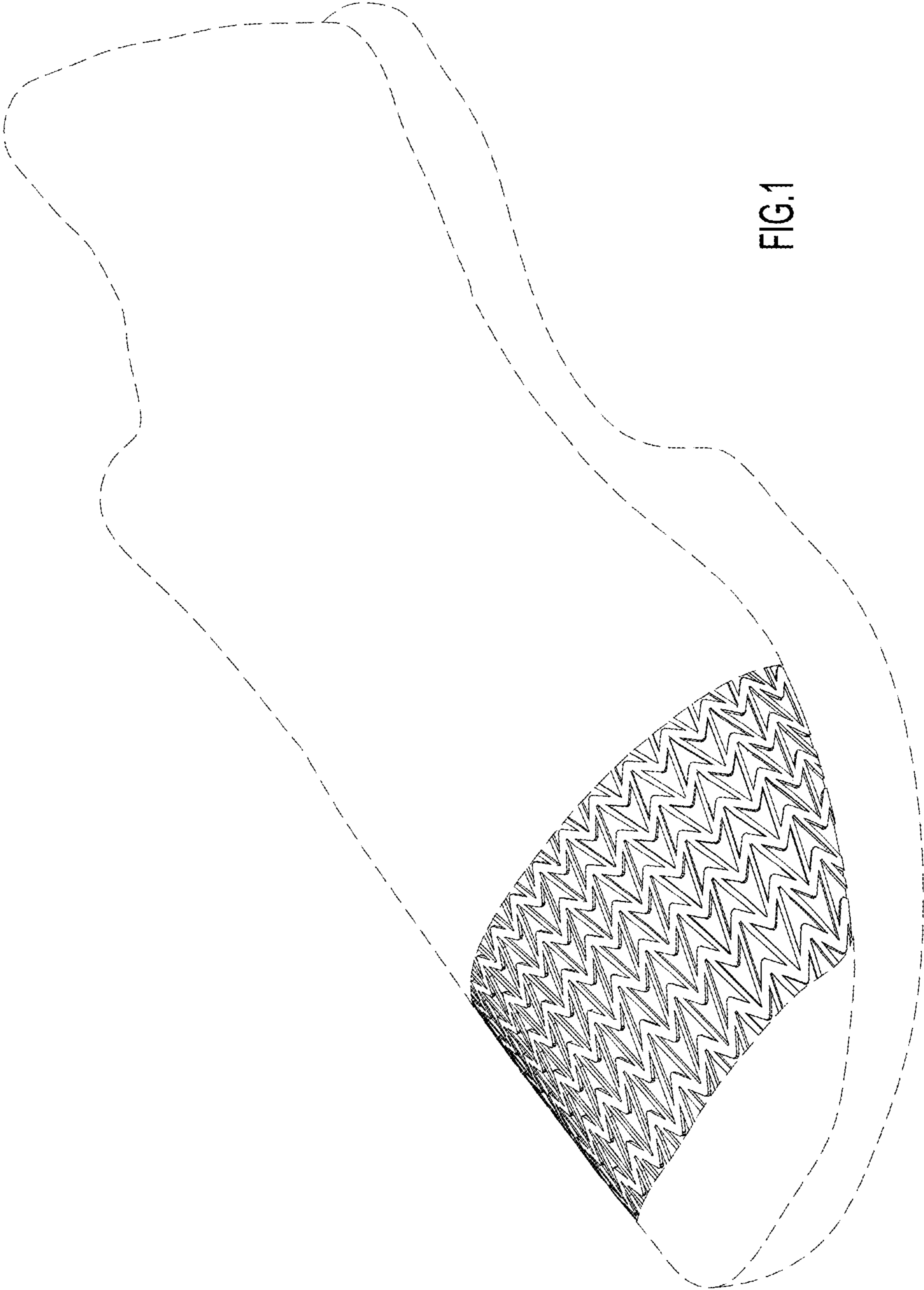


FIG.1




FIG.2




FIG.3




FIG.4

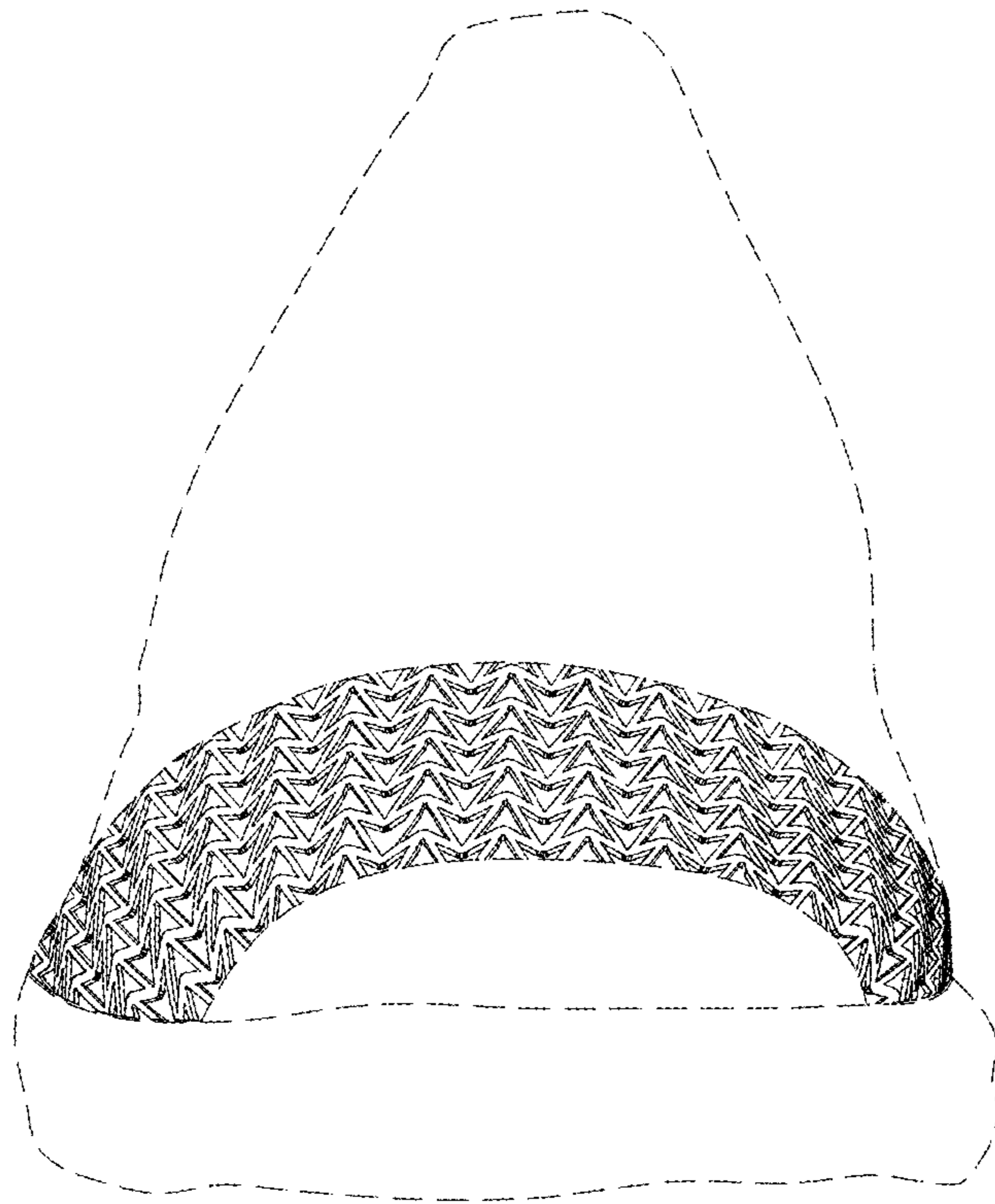


FIG.5