



US00D794933S

(12) **United States Design Patent** (10) **Patent No.:** **US D794,933 S**
Miller (45) **Date of Patent:** **** Aug. 22, 2017**

- (54) **SHOE OUTSOLE**
- (71) Applicant: **Holster Fashion Pty Ltd.**, Queensland (AU)
- (72) Inventor: **Natalie Jean Miller**, Queensland (AU)
- (73) Assignee: **Holster Fashion Pty Ltd.**, Noosaville (AU)
- (**) Term: **15 Years**
- (21) Appl. No.: **29/545,029**
- (22) Filed: **Nov. 9, 2015**
- (51) **LOC (10) Cl.** **02-04**
- (52) **U.S. Cl.**
USPC **D2/960; D2/951**
- (58) **Field of Classification Search**
USPC D2/902, 906, 908, 916, 918, 925,
D2/946-962, 977; 36/3 B, 22 R, 24.5,
36/25 R, 28, 32 R, 34 R, 59 C, 67 A, 103
CPC A43B 13/00; A43B 13/02; A43B 13/023;
A43B 13/026; A43B 13/04; A43B 13/08;
A43B 13/10; A43B 13/12; A43B 13/14;
A43B 13/141; A43B 13/143; A43B
13/16; A43B 13/18; A43B 13/181; A43B
13/187; A43B 13/189; A43B 13/20; A43B
13/22; A43B 13/223; A43B 13/24; A43B
13/28; A43B 13/30; A43B 13/32; A43B
13/34; A43B 13/36
See application file for complete search history.

- (56) **References Cited**
U.S. PATENT DOCUMENTS
299,840 A * 6/1884 Norman A43B 7/125
36/14
576,232 A * 2/1897 Slomea A43B 7/081
36/3 B

- D88,865 S * 1/1933 Fowler D2/959
- 2,162,912 A * 6/1939 Craver A43B 13/223
36/59 R
- 2,236,278 A * 3/1941 Tousley A43B 13/223
36/59 R
- D133,176 S * 7/1942 Gregg D2/960
- 2,295,763 A * 9/1942 Sperry A43B 13/223
12/146 BR
- D163,071 S * 4/1951 Schrage D2/960
- 3,147,558 A * 9/1964 Bingham, Jr. A43B 13/28
36/14
- 3,444,632 A * 5/1969 Hack A43B 13/184
36/32 R
- 3,470,879 A * 10/1969 Meiller A43B 13/14
36/142
- D322,509 S * 12/1991 Issler D2/957
- D330,629 S * 11/1992 Bramani D2/960
- D449,156 S * 10/2001 McClaskie D2/951
- D449,429 S * 10/2001 McClaskie D2/951
- D449,430 S * 10/2001 McClaskie D2/951
- D473,041 S * 4/2003 Finkelberg D2/957
- D482,851 S * 12/2003 McClaskie D2/947
- D487,956 S * 4/2004 Wu D2/951

(Continued)

Primary Examiner — T. Chase Nelson
(74) *Attorney, Agent, or Firm* — Wang Law Firm, Inc.

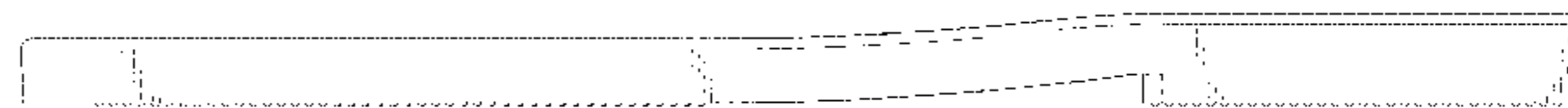
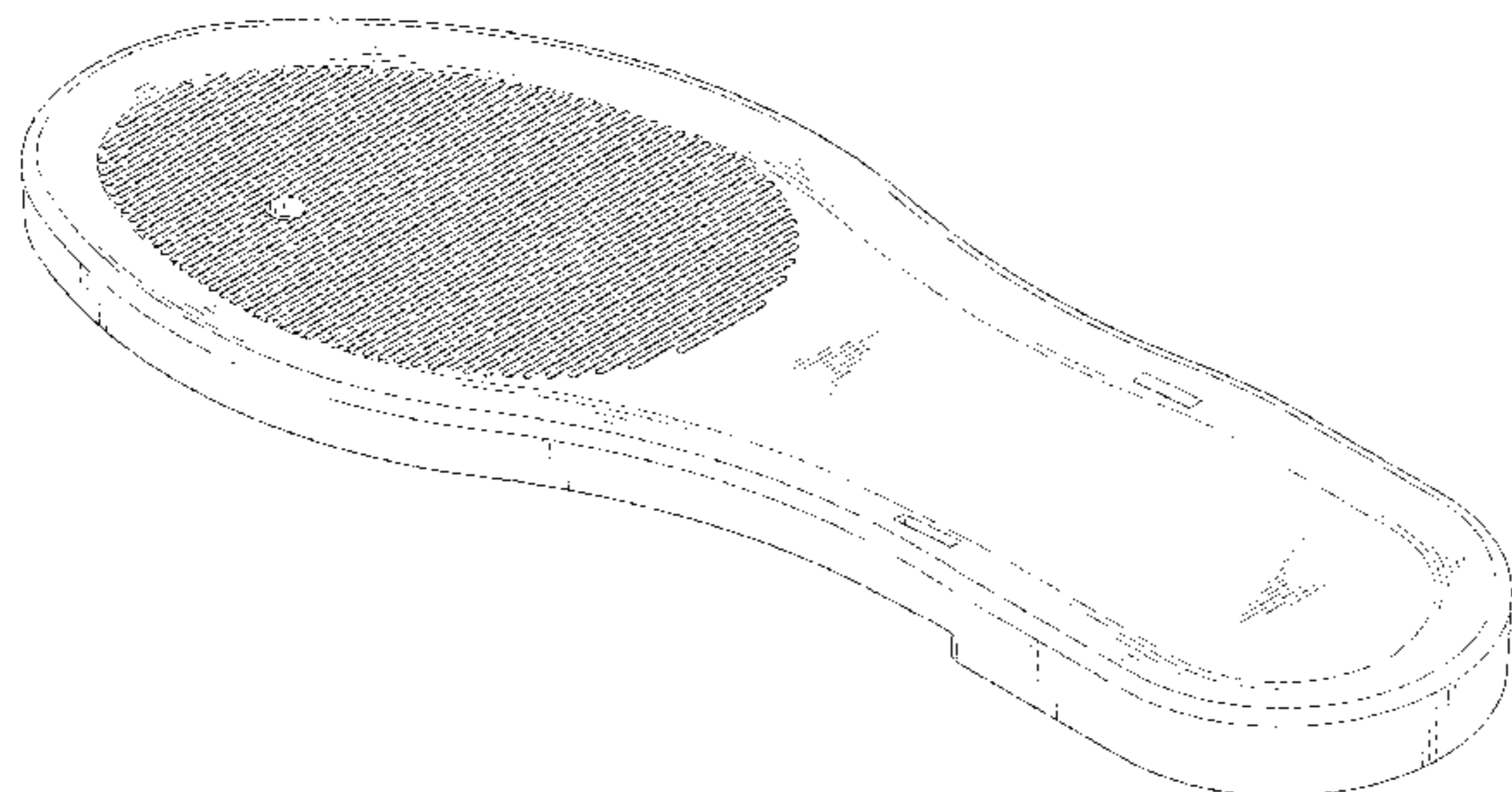
(57) **CLAIM**

The ornamental design for a shoe outsole, as shown.

DESCRIPTION

FIG. 1 is a perspective view of a shoe outsole showing my new design;
FIG. 2 is a right side view thereof;
FIG. 3 is a left side view thereof;
FIG. 4 is a front view thereof;
FIG. 5 is a rear view thereof;
FIG. 6 is a top plan view thereof;
FIG. 7 is a bottom plan view thereof; and,
FIG. 8 is another perspective view from the bottom thereof.

1 Claim, 6 Drawing Sheets



(56)

References Cited

U.S. PATENT DOCUMENTS

D492,840	S *	7/2004	Hearn	D2/908
D498,041	S *	11/2004	McClaskie	D2/947
D501,706	S *	2/2005	McClaskie	D2/951
D505,778	S *	6/2005	McClaskie	D2/951
D627,545	S *	11/2010	Raysse	D2/947
D635,746	S *	4/2011	Cofinco	D2/896
D636,572	S *	4/2011	Della Valle	D2/951
8,156,663	B2 *	4/2012	Shelton	A43B 7/144 36/103
D662,292	S *	6/2012	Meynard	D2/923
D697,292	S *	1/2014	Chang	D2/947
D724,829	S *	3/2015	Lonigan	D2/951
D738,077	S *	9/2015	Montross	D2/951
9,210,965	B2 *	12/2015	O'Connor	A43B 3/108
D756,096	S *	5/2016	Bizzo	D2/951
D776,419	S *	1/2017	VanHook	D2/947
D776,904	S *	1/2017	Miller	D2/951
D779,806	S *	2/2017	Mokos	D2/947
9,615,626	B2 *	4/2017	Rushbrook	A43B 5/001
2010/0088928	A1 *	4/2010	Sarantakos	A43C 11/1493 36/103
2012/0042539	A1 *	2/2012	Miner	A43B 13/141 36/29
2016/0136910	A1 *	5/2016	Krajcir	B29D 35/10 12/146 B

* cited by examiner

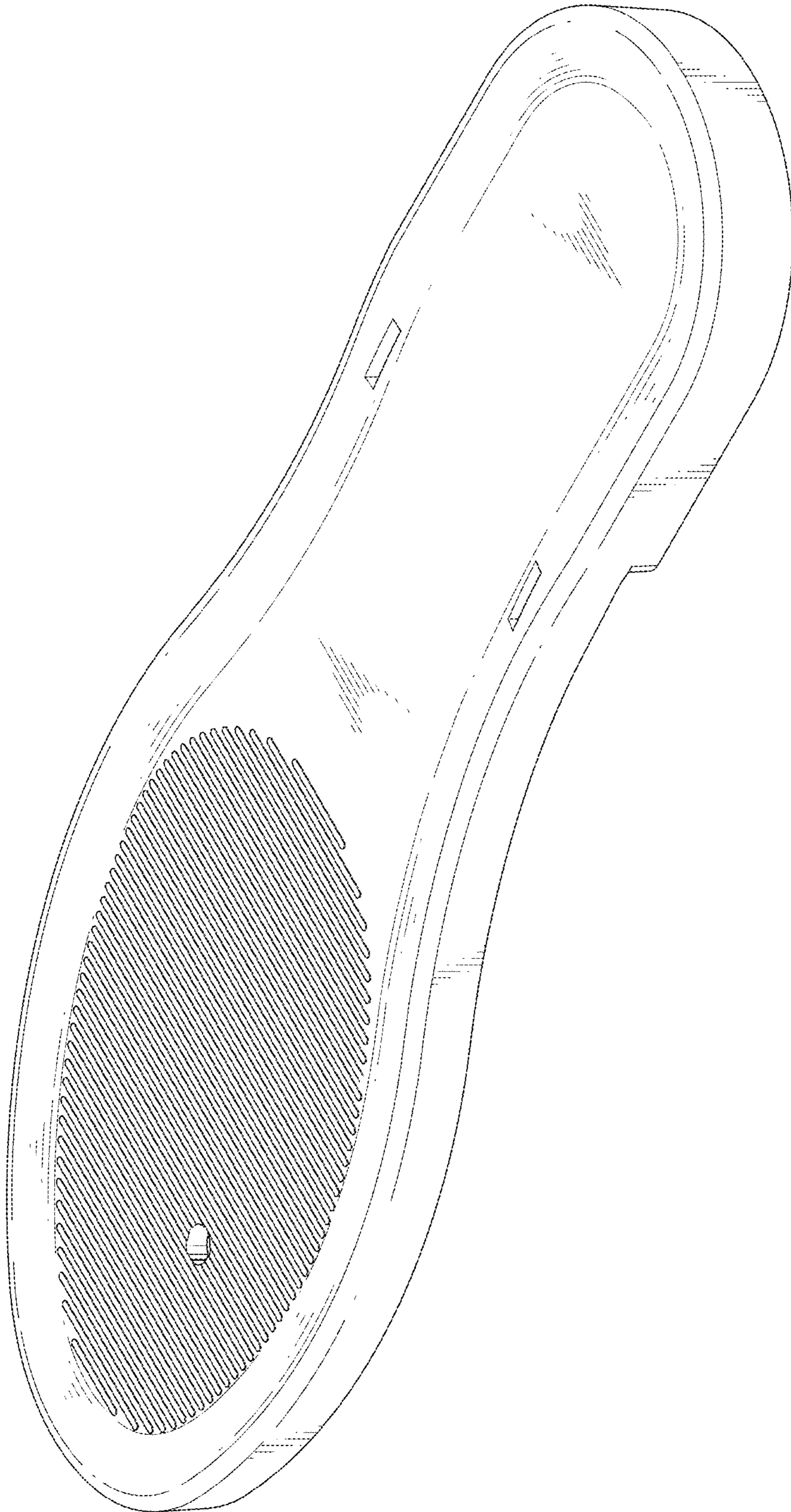


FIG.1




FIG. 2




FIG. 3




FIG. 4



FIG. 5

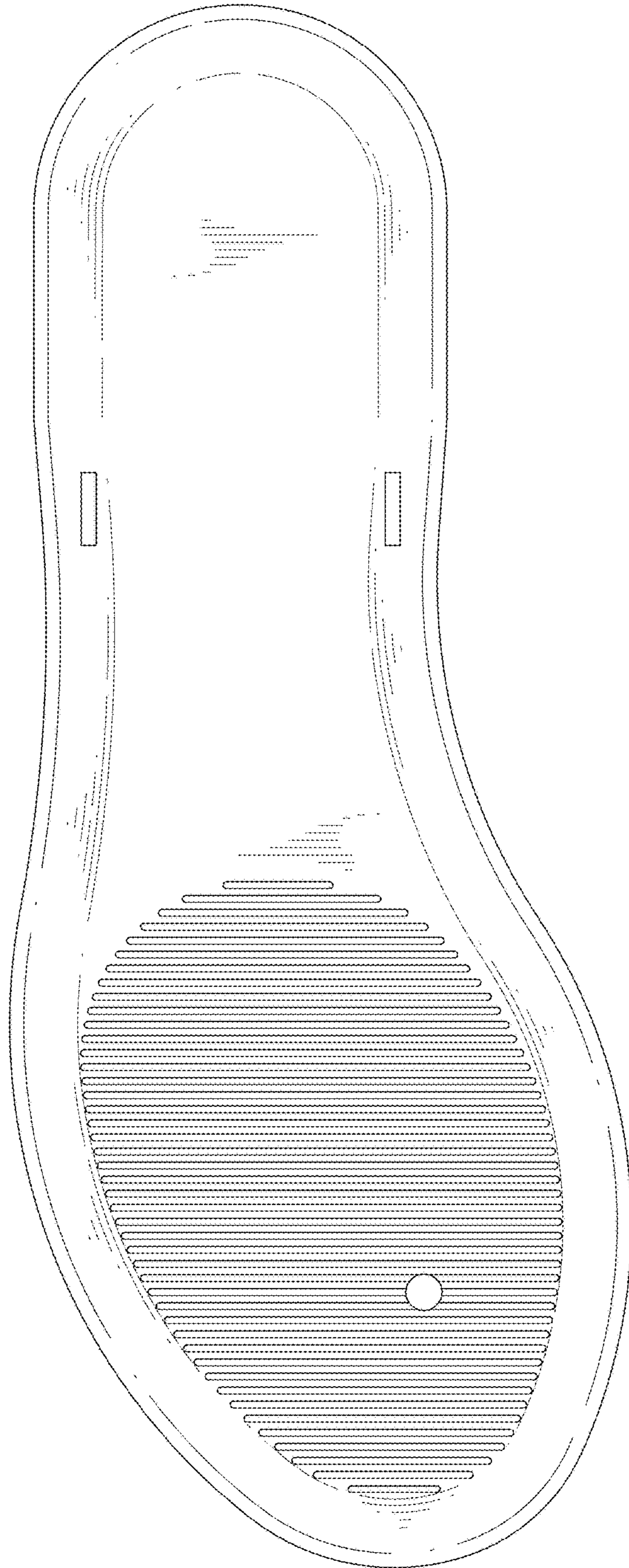


FIG. 6

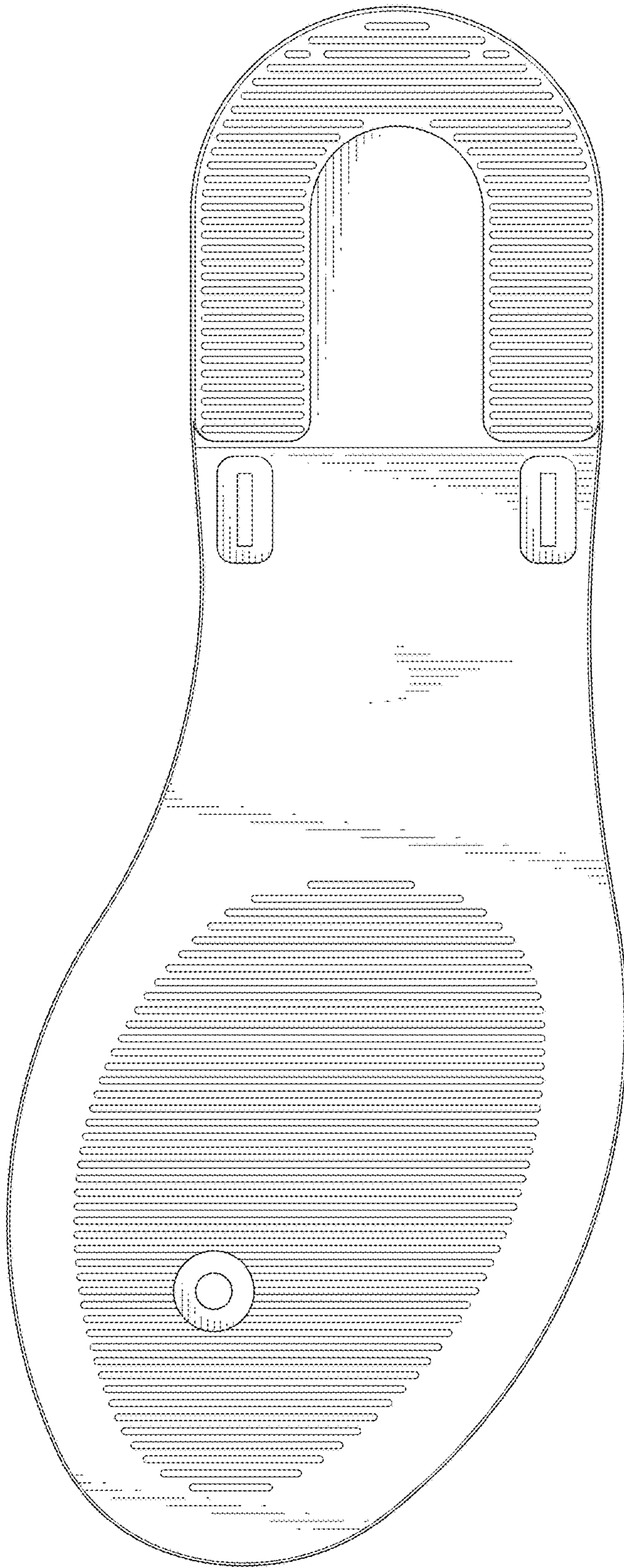


FIG. 7

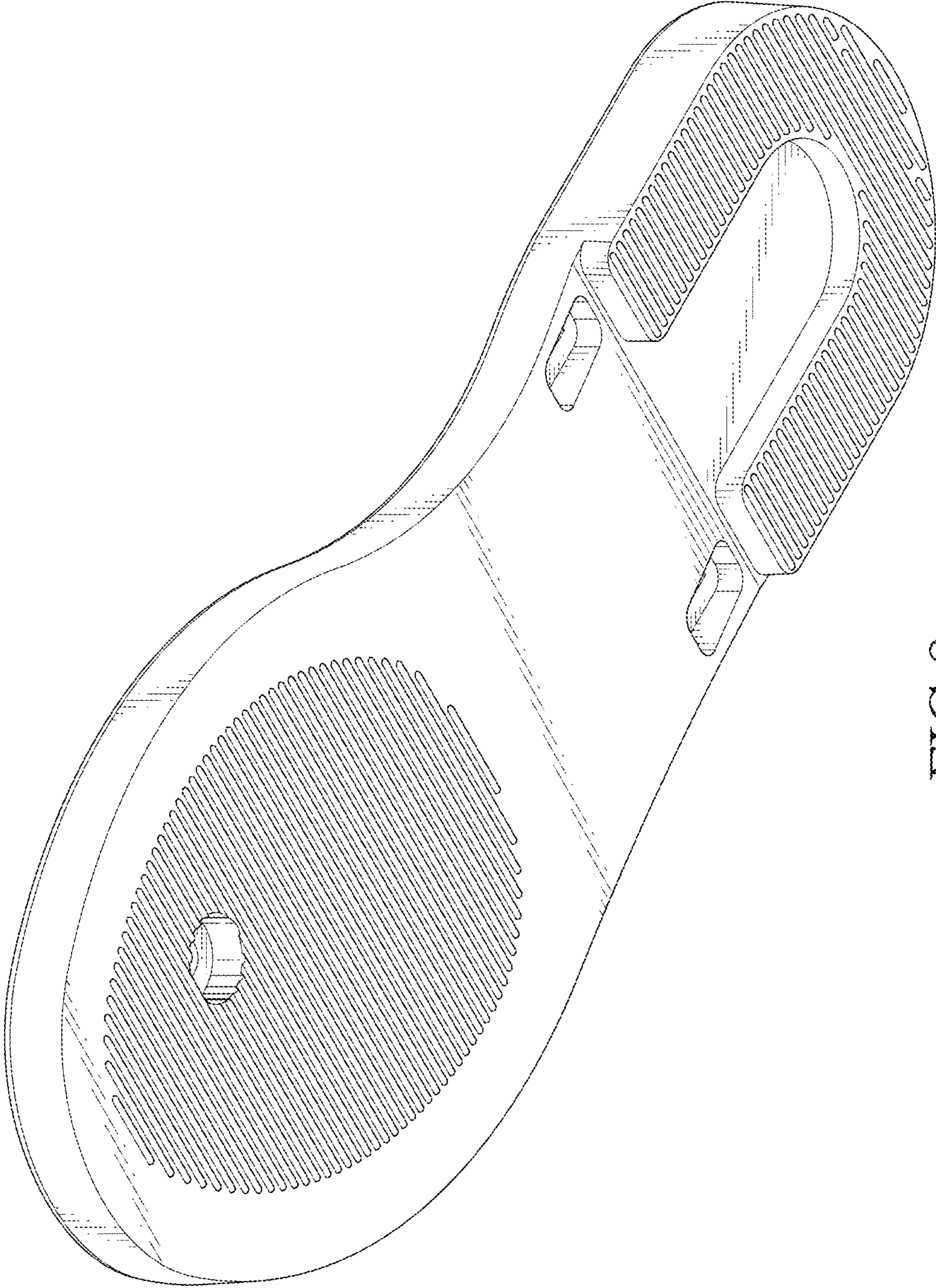


FIG.8