



US00D794922S

(12) **United States Design Patent**  
**Lopez et al.**

(10) **Patent No.:** **US D794,922 S**

(45) **Date of Patent:** **\*\* Aug. 22, 2017**

(54) **SANDAL**

(71) Applicants: **Gerald K Lopez**, Bend, OR (US); **Jay R Longley, Jr.**, Dana Point, CA (US)

(72) Inventors: **Gerald K Lopez**, Bend, OR (US); **Jay R Longley, Jr.**, Dana Point, CA (US)

(\*\*) Term: **15 Years**

(21) Appl. No.: **29/578,074**

(22) Filed: **Sep. 19, 2016**

(51) **LOC (10) Cl.** ..... **02-04**

(52) **U.S. Cl.**  
USPC ..... **D2/916; D2/961**

(58) **Field of Classification Search**  
USPC ..... D2/896-898, 916-919, 946, 961  
CPC ..... A43B 13/38; A43B 17/00; A43B 5/08;  
A43B 3/10  
See application file for complete search history.

(56) **References Cited**

**U.S. PATENT DOCUMENTS**

D505,537 S \* 5/2005 Friedman ..... D2/961  
D506,304 S \* 6/2005 Chiang ..... D2/917

D551,830 S \* 10/2007 Fudalik ..... D2/917  
D569,081 S \* 5/2008 Haft ..... D2/919  
7,376,999 B2 \* 5/2008 Haft ..... A43B 3/107  
12/142 S  
D603,152 S \* 11/2009 Kovacs ..... D2/961  
D606,292 S \* 12/2009 Ong ..... D2/947  
D640,451 S \* 6/2011 Chang ..... D2/917

\* cited by examiner

*Primary Examiner* — Holly Baynham  
*Assistant Examiner* — Rashida C Walshon  
(74) *Attorney, Agent, or Firm* — Morland C. Fischer

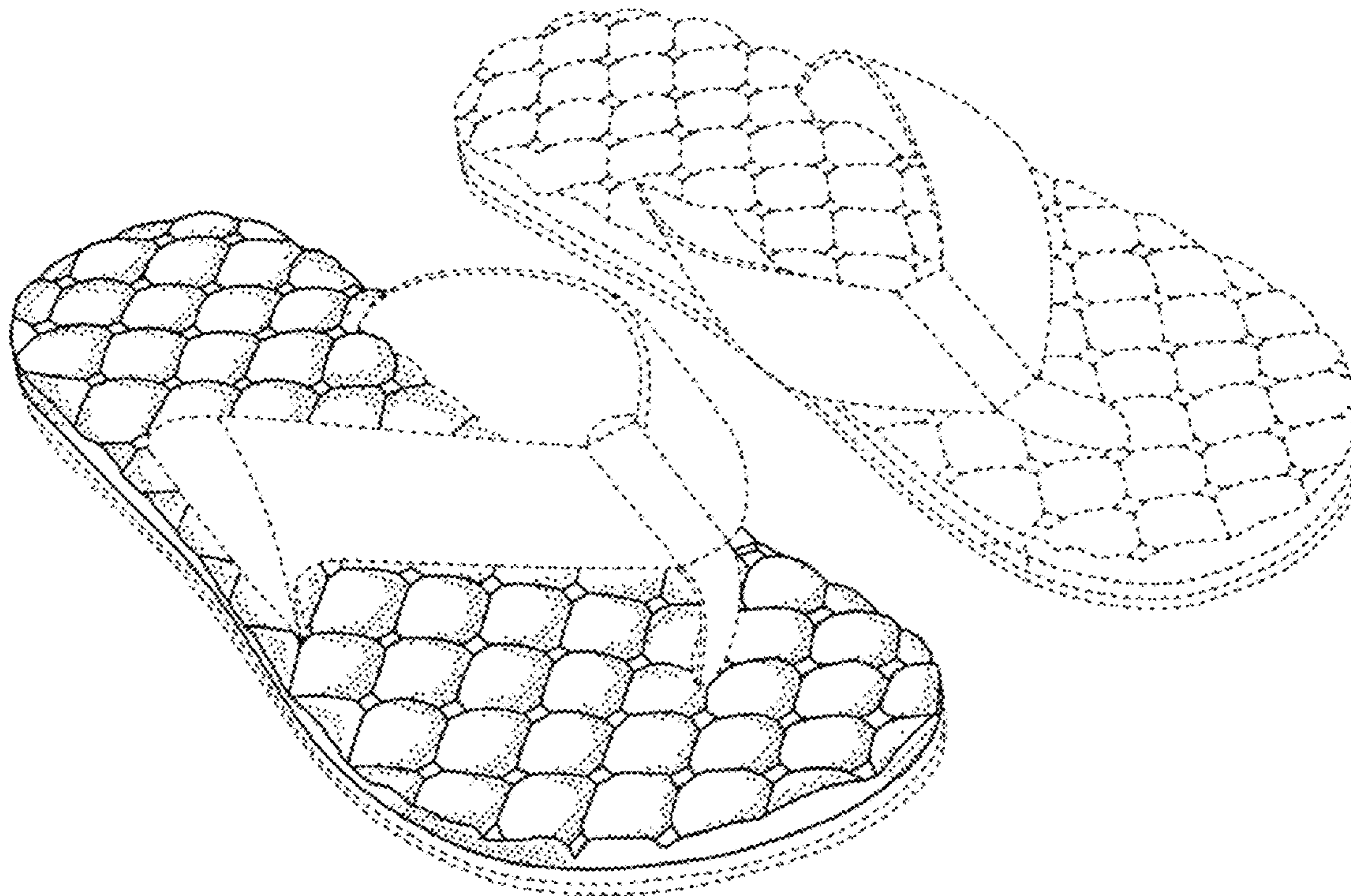
(57) **CLAIM**

The ornamental design for a sandal, as shown and described.

**DESCRIPTION**

FIG. 1 is a front left, perspective view of a sandal, showing my new design with the opposite sandal being a mirror image;  
FIG. 2 is a top plan view thereof;  
FIG. 3 is a left side elevational view thereof;  
FIG. 4 is a bottom view thereof;  
FIG. 5 is a right side elevational view thereof;  
FIG. 6 is a front elevational view thereof; and,  
FIG. 7 is a rear elevational view thereof.  
The broken lines in the drawings represent environment and form no part of the claim.

**1 Claim, 2 Drawing Sheets**



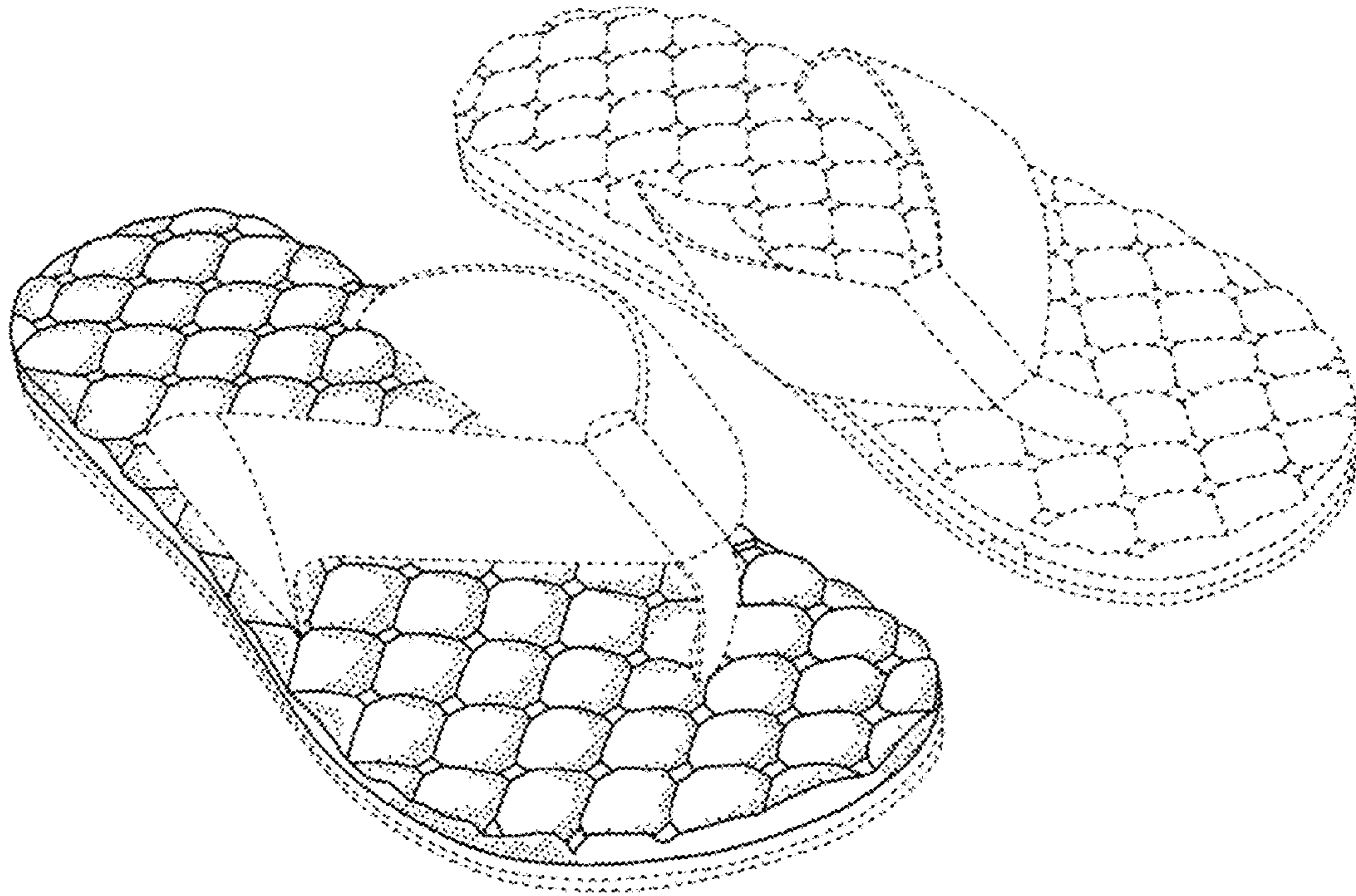


FIG. 1

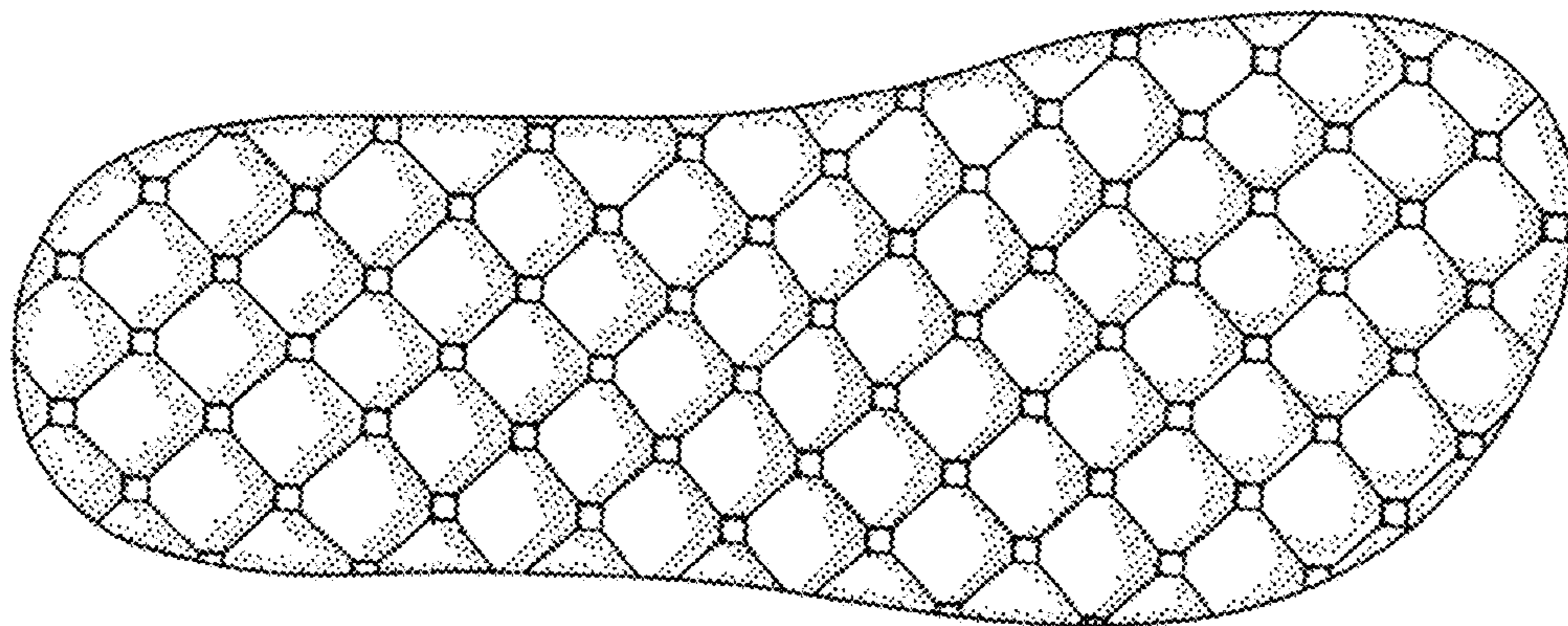


FIG. 2





FIG. 3

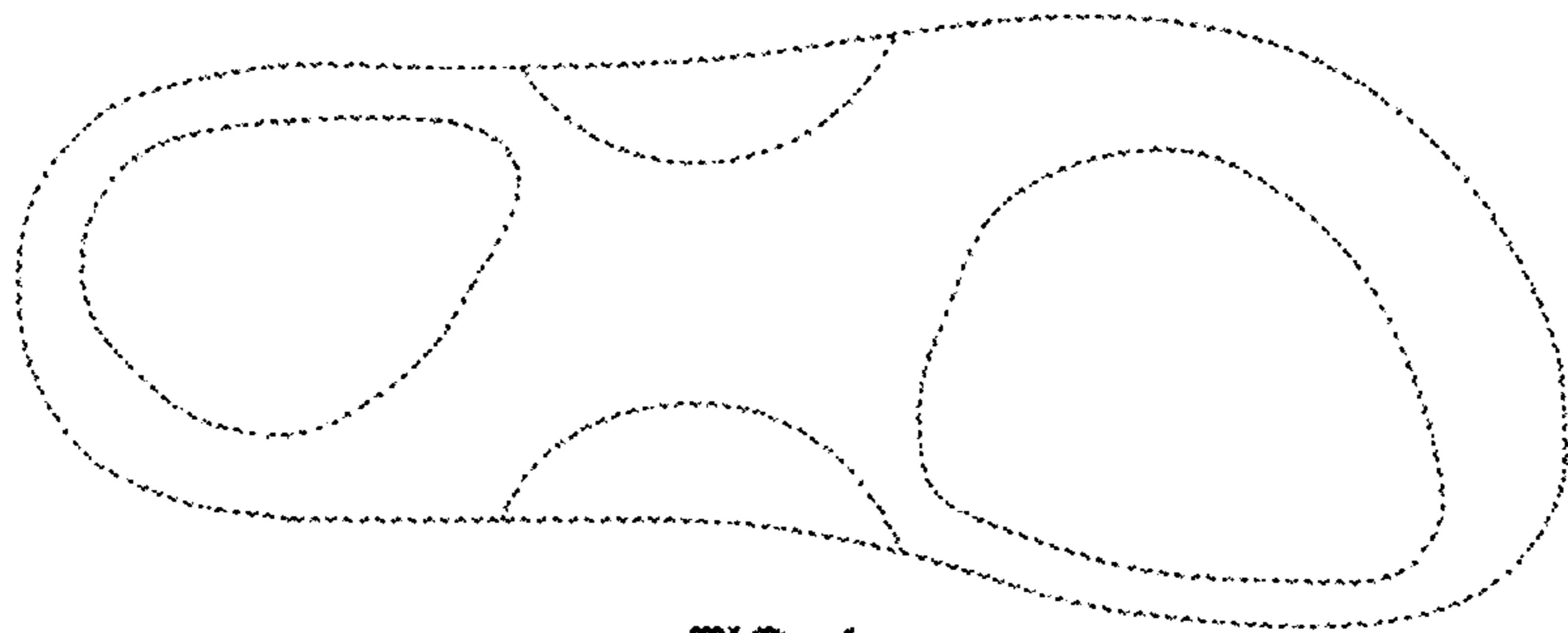


FIG. 4



FIG. 5




FIG. 6



FIG. 7