



US00D794920S

(12) **United States Design Patent** (10) **Patent No.:** **US D794,920 S**
Denney (45) **Date of Patent:** **** Aug. 22, 2017**

(54) **PORTION OF A BOOT UPPER**
(71) Applicant: **Jannie Denney**, Los Angeles, CA (US)
(72) Inventor: **Jannie Denney**, Los Angeles, CA (US)
(73) Assignee: **Dynasty Footwear, Ltd.**, El Segundo, CA (US)
(**) Term: **15 Years**

(21) Appl. No.: **29/549,420**
(22) Filed: **Dec. 22, 2015**
(51) **LOC (10) Cl.** **02-04**
(52) **U.S. Cl.**
USPC **D2/910**
(58) **Field of Classification Search**
USPC D2/909, 919-930, 939, 910-915, 969, D2/970
CPC A43B 1/0081; A43B 1/009; A43B 1/0063; A43B 1/12; A43B 1/14; A43B 1/0054; A43B 1/10; A43B 3/02; A43B 3/08
See application file for complete search history.

(56) **References Cited**

U.S. PATENT DOCUMENTS

D127,203 S *	5/1941	L'Hollier	D2/911
D337,425 S *	7/1993	Hatfield	D2/973
D346,686 S *	5/1994	Hatfield	D2/973
D346,894 S *	5/1994	Hatfield	D2/973
D380,592 S *	7/1997	Whittington	D2/910
D400,342 S *	11/1998	Davidowitz	D2/909
D410,322 S *	6/1999	Davidowitz	D2/910
D449,152 S *	10/2001	Besko	D2/909
6,772,541 B1 *	8/2004	Ritter	A43B 7/14 36/50.1
D499,233 S *	12/2004	Sedlbauer	D2/910
D516,285 S *	3/2006	Sedlbauer	D2/970

D584,039 S *	1/2009	Horne	D2/970
D673,762 S *	1/2013	Spring	D2/911
D703,925 S *	5/2014	LaHaye	D2/910
D719,728 S *	12/2014	Carrizo	D2/912
D727,611 S *	4/2015	Dillenbeck	D2/970
D757,415 S *	5/2016	Spring	D2/970
D766,564 S *	9/2016	Radabaugh	D2/970
D768,974 S *	10/2016	MacIntyre	D2/970
D769,597 S *	10/2016	McClaskie	D2/970
D770,156 S *	11/2016	McClaskie	D2/970

* cited by examiner

Primary Examiner — Manpreet Matharu
Assistant Examiner — Jennifer Wright
(74) *Attorney, Agent, or Firm* — Joseph G. Swan, P.C.

(57) **CLAIM**

The ornamental design for a portion of a boot upper, as shown and described.

DESCRIPTION

FIG. 1 is a left side elevational view of a portion of a boot upper according to the present invention.
FIG. 2 is a right side elevational view of the portion of a boot upper.
FIG. 3 is a front elevational view of the portion of a boot upper.
FIG. 4 is a rear elevational view of the portion of a boot upper; and,
FIG. 5 is a perspective view of the portion of a boot upper. The dash-dot broken lines represent boundaries between areas that are and are not part of the claimed design. The dashed broken lines depict parts of the portion of a boot upper that form no part of the claimed design. The claimed design is for a portion of a boot upper as illustrated in the drawings, as well as the opposite matching portion of a boot upper, i.e., the mirror image of that shown.

1 Claim, 4 Drawing Sheets

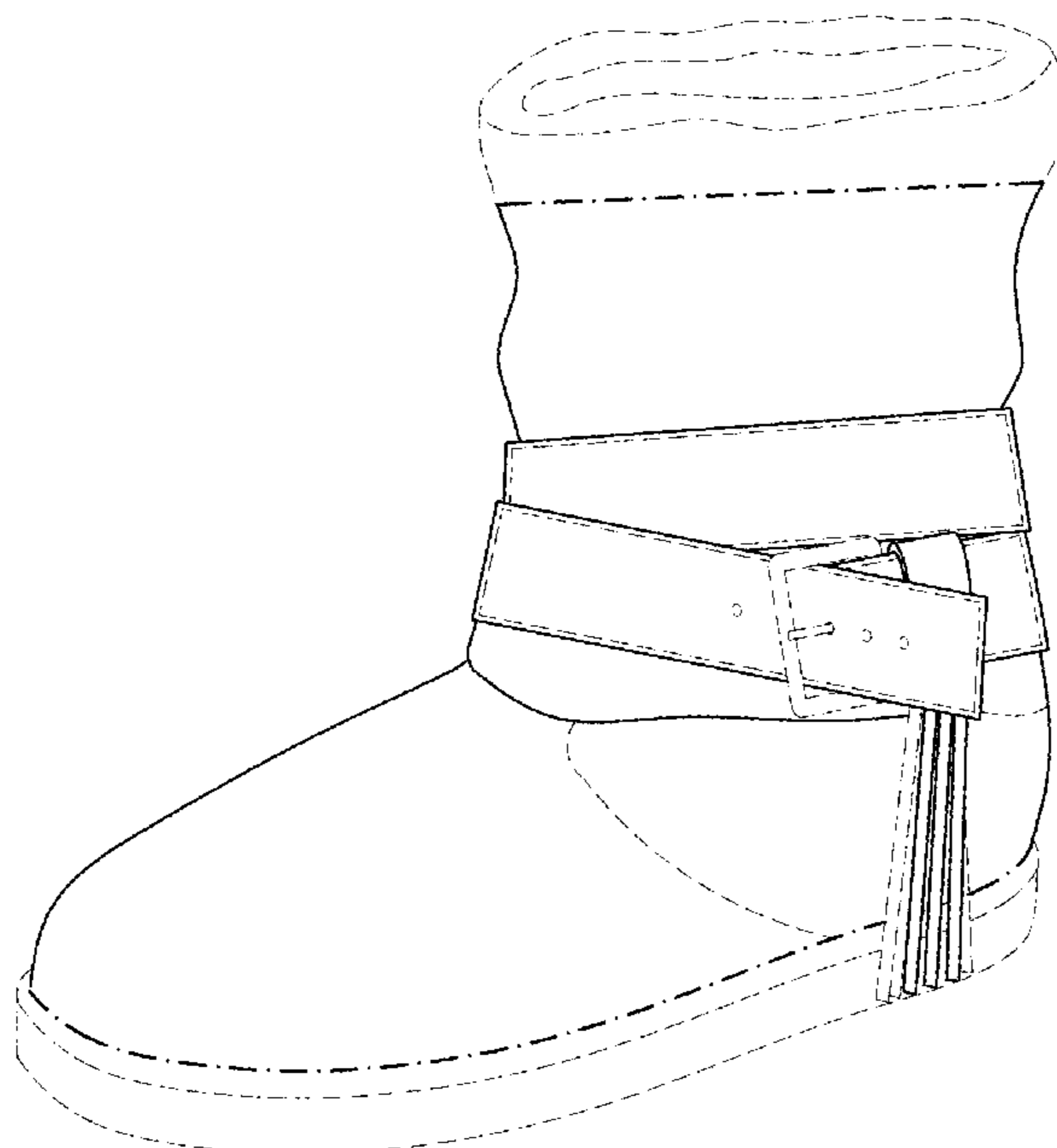


FIG. 1

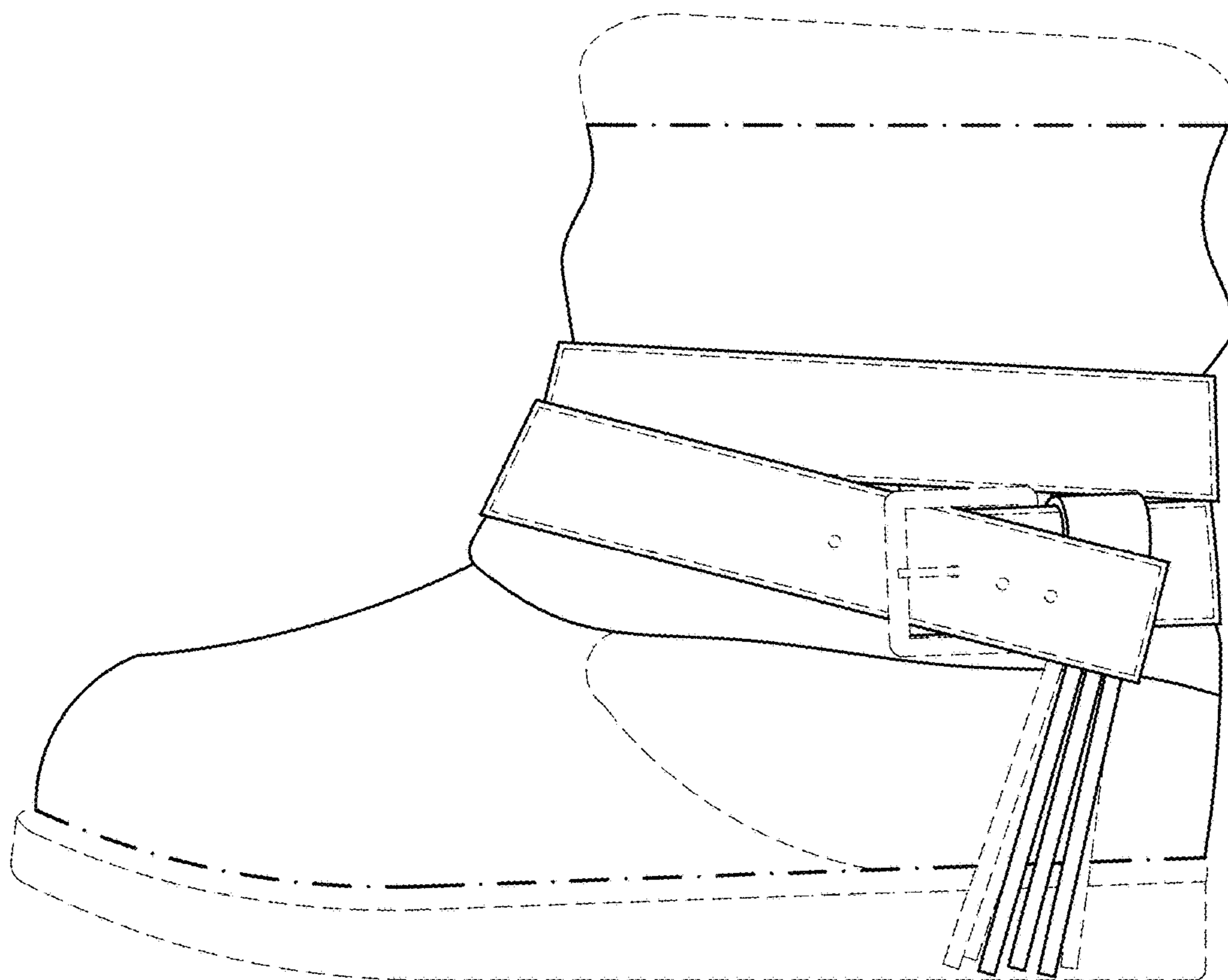


FIG. 2

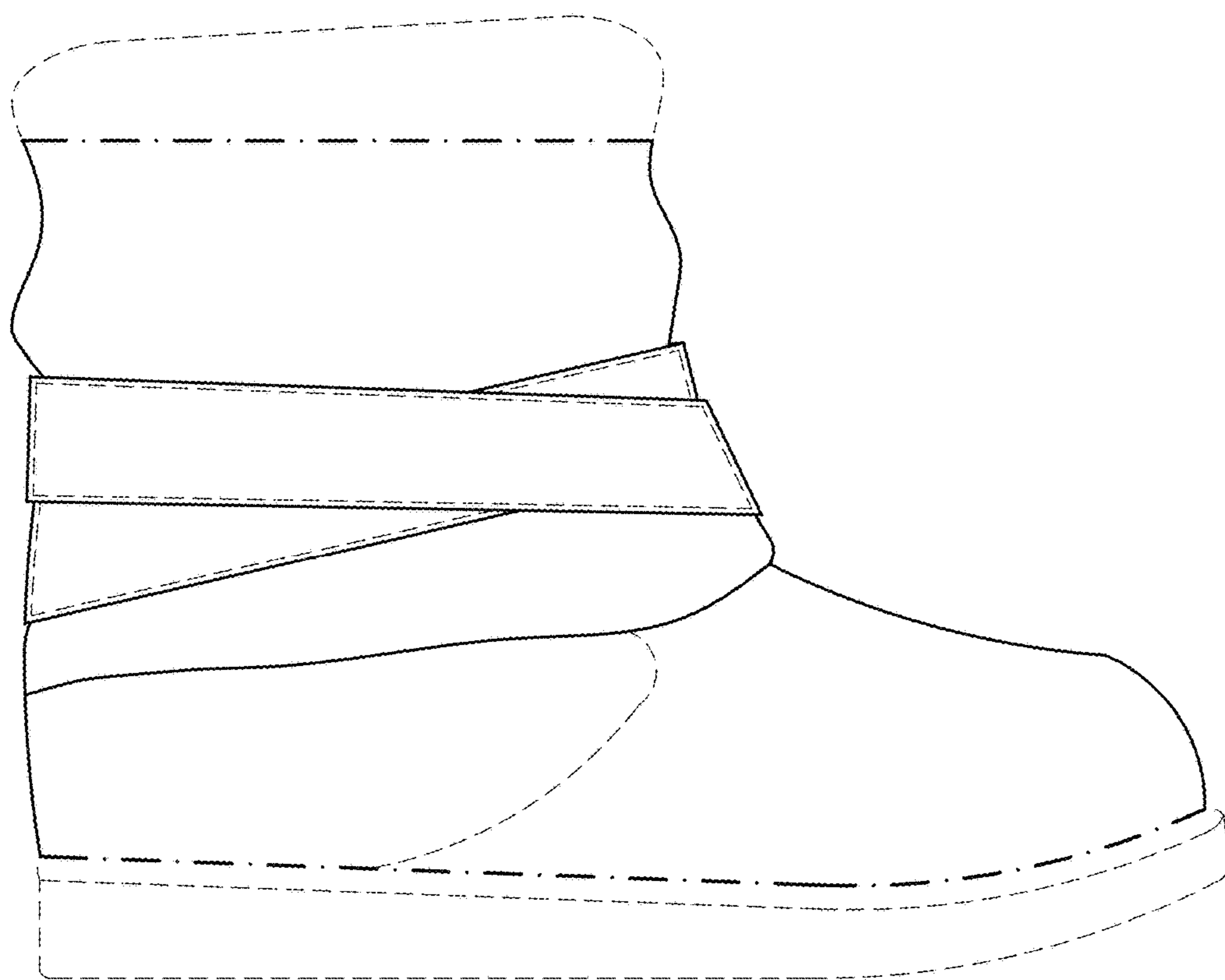


FIG. 3

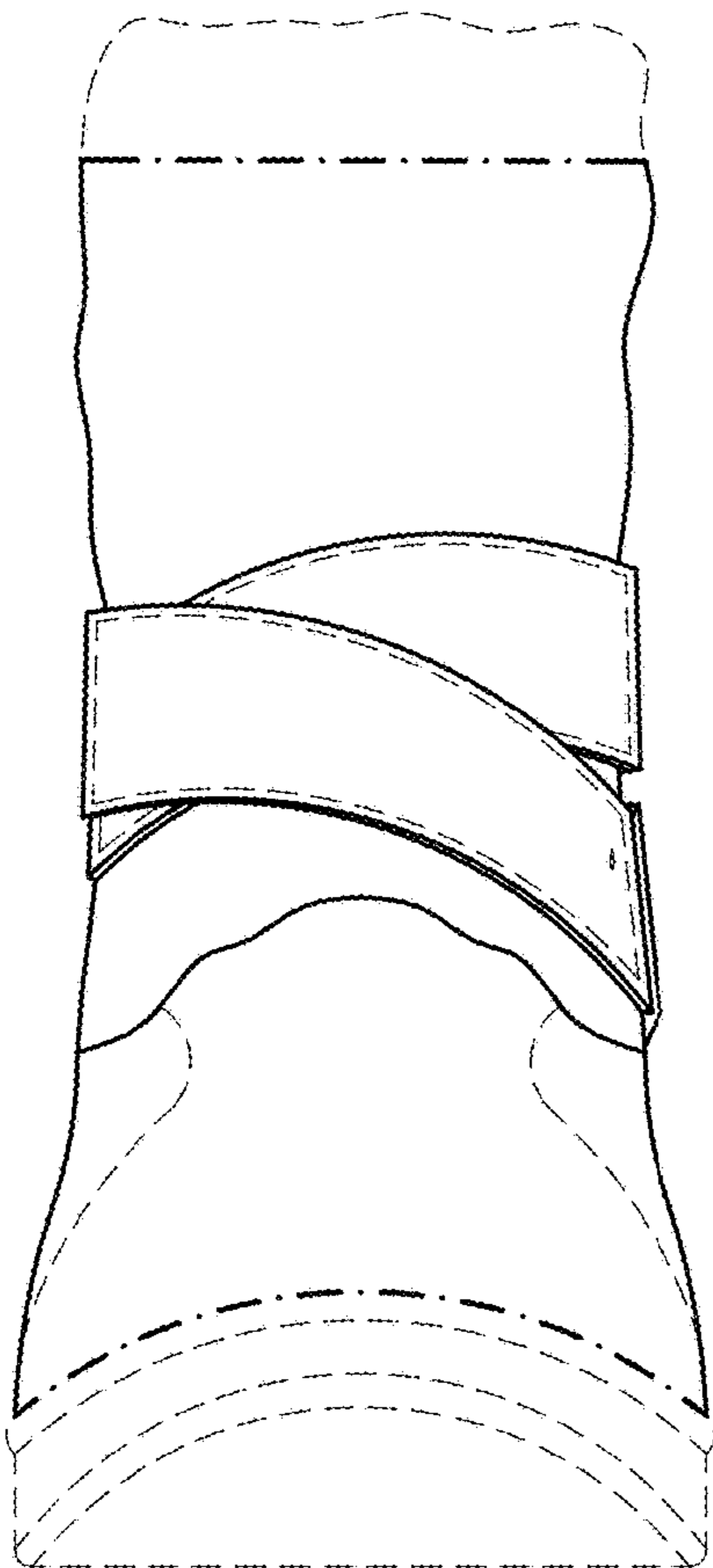


FIG. 4

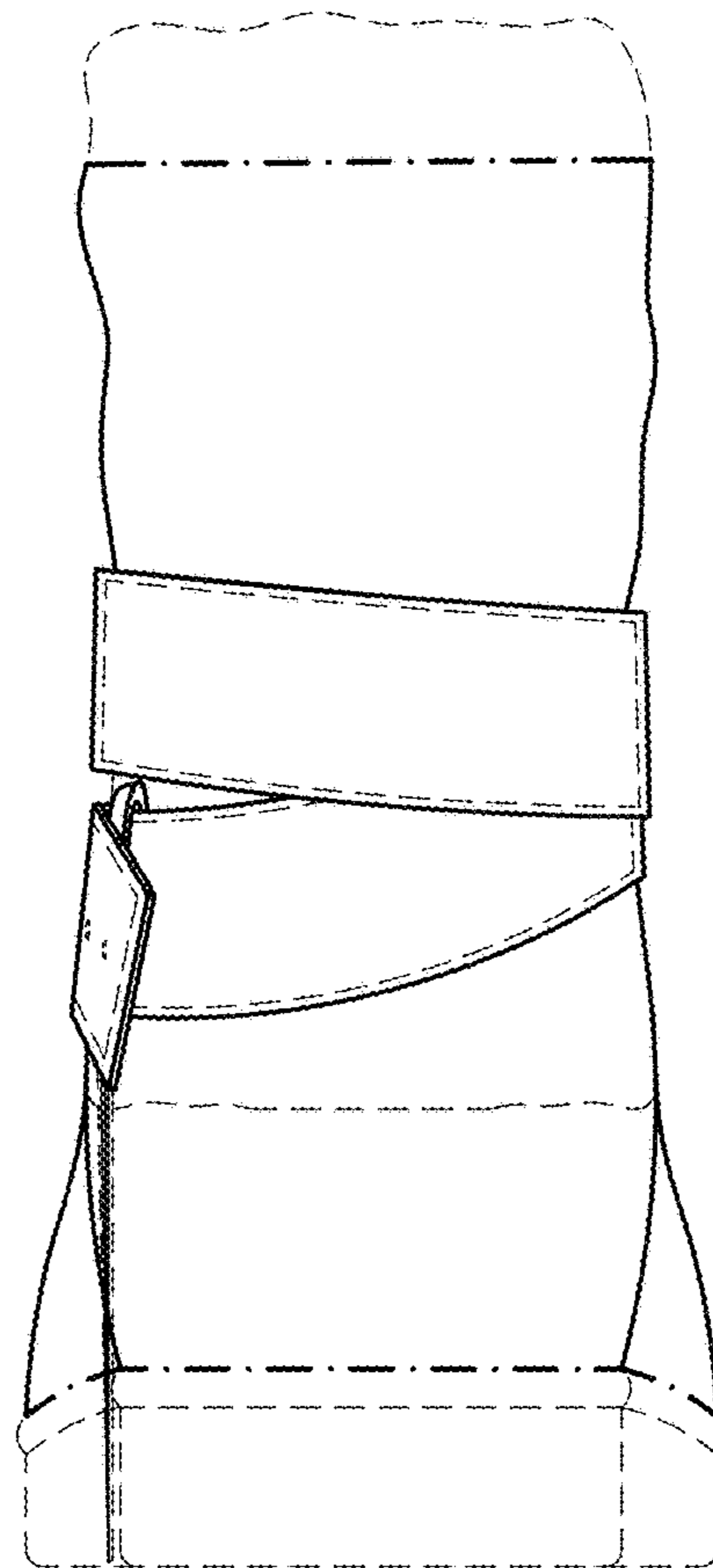


FIG. 5

