



US00D794919S

(12) **United States Design Patent** (10) **Patent No.:** **US D794,919 S**
Mason et al. (45) **Date of Patent:** **** Aug. 22, 2017**

(54) **FOOTWEAR** 4,584,783 A * 4/1986 Dobbin A43C 1/00
36/50.1

(71) Applicant: **DIADORA SPORT S.R.L.**, Caerano di San Marco (IT) D326,350 S 5/1992 Silverman et al.
D376,901 S 12/1996 Avar et al.
D380,291 S 7/1997 Morris
D383,595 S 9/1997 Morris
D389,637 S 1/1998 Blakeslee
D412,052 S 7/1999 Blakeslee et al.
D412,395 S 8/1999 Conta et al.
D449,922 S * 11/2001 Pollastrelli D2/902
D480,545 S 10/2003 Matis et al.
D480,546 S 10/2003 Belley et al.
D487,337 S 3/2004 Rogers
D496,528 S 9/2004 Mueller
D501,295 S 2/2005 Belley et al.
D501,298 S 2/2005 Robbins et al.
D501,982 S 2/2005 Belley et al.
D511,882 S * 11/2005 Robinson, Jr. D2/906
D514,292 S * 2/2006 Robinson, Jr. D2/906
D514,296 S * 2/2006 Erickson D2/906
D514,784 S 2/2006 Matis et al.
D514,786 S 2/2006 Le

(**) Term: **15 Years**

(21) Appl. No.: **29/584,173**

(22) Filed: **Nov. 11, 2016**

Related U.S. Application Data

(62) Division of application No. 35/500,058, filed on Jul. 1, 2015 (U.S. filing date under 35 U.S.C. 384), and having an international filing date of Jul. 1, 2015, now Pat. No. Des. 779,791.

(51) **LOC (10) Cl.** **02-04**

(52) **U.S. Cl.**
USPC **D2/902; D2/907**

(Continued)CPC **A43B 5/00** (2013.01)

(58) **Field of Classification Search**
USPC D2/896, 902-908, 943-945, 969, D2/972-975; 36/45-49, 50.1, 54, 83-88, 36/113-131
CPC A43B 5/00; A43B 5/001; A43B 5/002; A43B 5/003; A43B 5/005; A43B 5/007; A43B 5/02; A43B 5/025; A43B 5/06; A43B 5/08; A43B 5/10; A43B 5/14
See application file for complete search history.

(56) **References Cited**

U.S. PATENT DOCUMENTS

1,952,628 A * 3/1934 MacDonald A43B 5/10
12/142 E
2,994,972 A * 8/1961 Blair A43B 5/00
36/113

(Continued)

Primary Examiner — Richard E Chilcot
(74) *Attorney, Agent, or Firm* — Cantor Colburn LLP


(57) **CLAIM**

We claim, the ornamental design for a footwear, as shown and described.

DESCRIPTION

FIG. 1 is a perspective view of a footwear, showing my new design;
FIG. 2 is a front elevation view thereof;
FIG. 3 is a rear elevation view thereof;
FIG. 4 is a left side elevation view thereof;
FIG. 5 is a right side elevation view thereof;
FIG. 6 is a top plan view thereof; and,
FIG. 7 is a bottom plan view thereof.

1 Claim, 7 Drawing Sheets



(56)

References Cited

U.S. PATENT DOCUMENTS

D515,287 S 2/2006 Ardissono
 D524,016 S * 7/2006 Robinson, Jr. D2/902
 D541,514 S * 5/2007 Lane, III D2/969
 D553,346 S 10/2007 Dekovic
 D553,842 S 10/2007 Paz
 D560,340 S * 1/2008 Lane, III D2/969
 D560,342 S * 1/2008 Lane, III D2/969
 D560,343 S * 1/2008 Mochen D2/969
 D567,483 S * 4/2008 Liow D2/896
 D571,096 S 6/2008 Hart
 D580,159 S 11/2008 Clermont
 D586,096 S 2/2009 Banik et al.
 D586,102 S 2/2009 Banik et al.
 D586,105 S 2/2009 Banik et al.
 D594,210 S 6/2009 Banik
 D595,497 S 7/2009 Link
 D607,185 S * 1/2010 Soon D2/902
 D617,543 S 6/2010 Henderson
 D636,564 S * 4/2011 Matsueda D2/902
 D636,983 S * 5/2011 Torrance D2/907

D639,030 S * 6/2011 Chionna D2/902
 D642,773 S * 8/2011 Liow D2/896
 D648,105 S * 11/2011 Schlageter D2/923
 D648,512 S * 11/2011 Schlageter D2/896
 D665,562 S * 8/2012 Di Nucci D2/902
 D667,211 S 9/2012 Shaffer
 D667,625 S 9/2012 Shaffer
 D667,626 S 9/2012 Shaffer
 D667,627 S 9/2012 Shaffer
 D668,031 S 10/2012 Shaffer
 D668,032 S 10/2012 Shaffer
 D668,033 S 10/2012 Shaffer
 D668,034 S 10/2012 Shaffer
 8,413,352 B2 * 4/2013 Watkins A43B 5/001
 15/227
 D722,760 S * 2/2015 Lane D2/907
 D731,761 S * 6/2015 Carroll D2/907
 D738,084 S * 9/2015 Feeney D2/907
 D739,125 S * 9/2015 Chanthavong D2/923
 D740,533 S * 10/2015 Bacon D2/907
 D747,079 S * 1/2016 Carroll D2/923
 D781,562 S * 3/2017 Klein D2/972

* cited by examiner




Figure 1



Figure 2

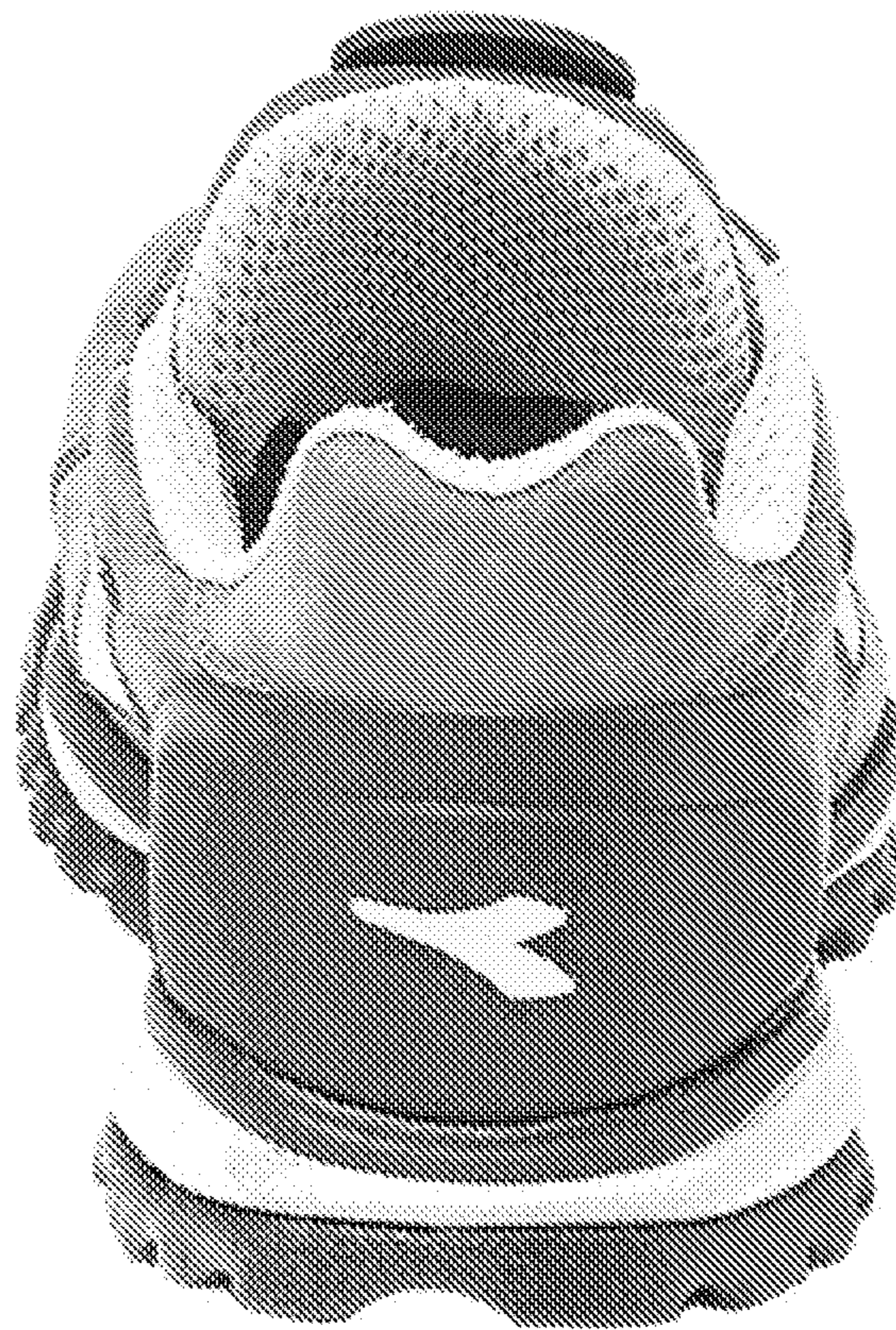


Figure 3



Figure 4




Figure 5

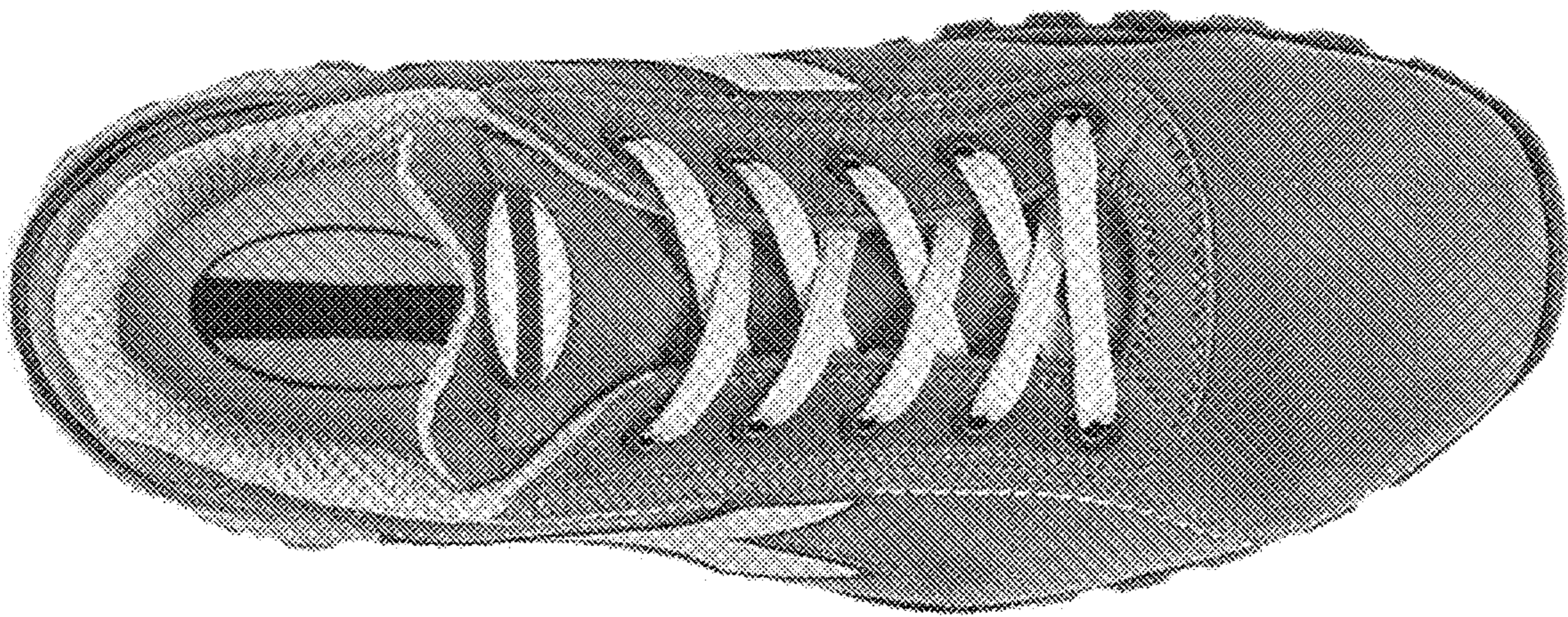


Figure 6

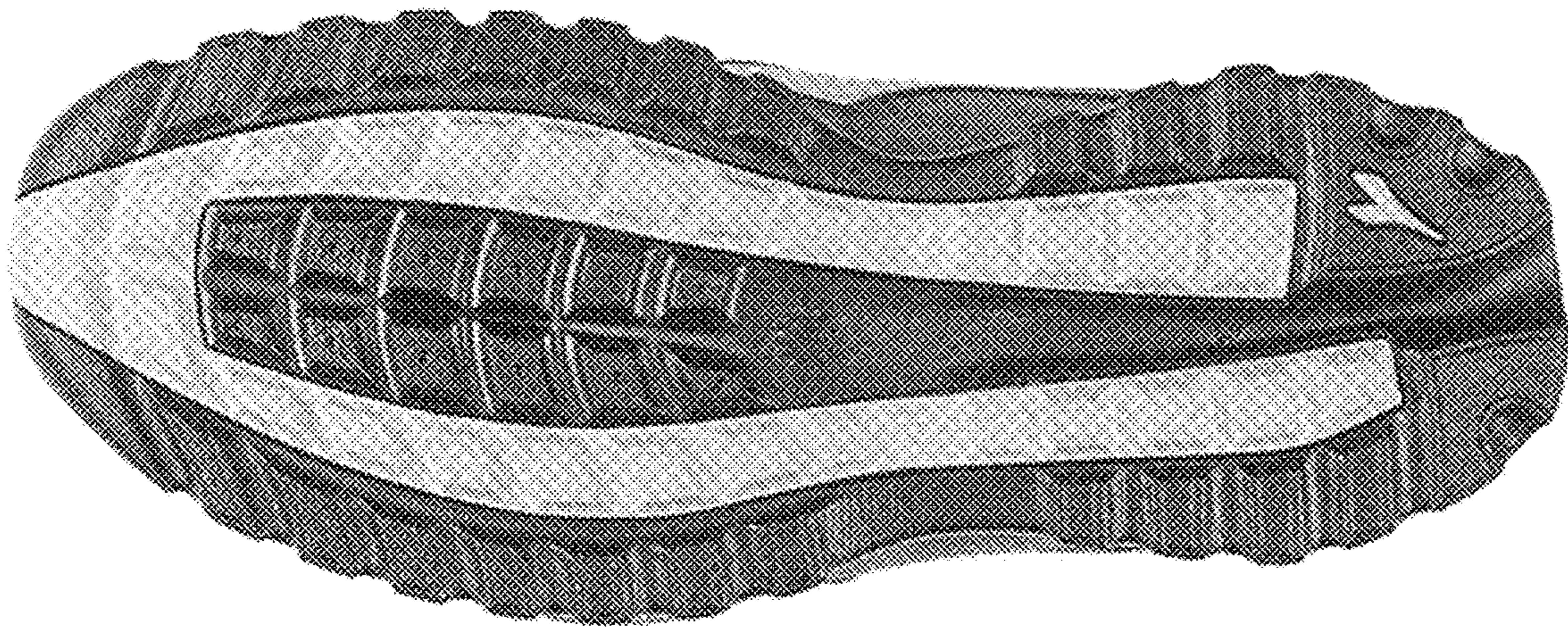


Figure 7