



US00D794915S

(12) **United States Design Patent**  
**Viancin**

(10) **Patent No.:** **US D794,915 S**

(45) **Date of Patent:** **\*\* \*Aug. 22, 2017**

(54) **APRON**

(71) Applicant: **CHARLES VIANCIN GROUP,**  
Chavanod (FR)

(72) Inventor: **Charles Viancin,** Chavanod (FR)

(73) Assignee: **CHARLES VIANCIN GROUP,**  
Seynod (FR)

(\*) Notice: This patent is subject to a terminal disclaimer.

(\*\*) Term: **15 Years**

(21) Appl. No.: **29/527,612**

(22) Filed: **May 20, 2015**

(51) **LOC (10) Cl.** ..... **02-02**

(52) **U.S. Cl.**  
USPC ..... **D2/864**

(58) **Field of Classification Search**  
USPC ..... D2/740, 860, 861, 862, 863, 864  
CPC .... A41D 13/04; A41D 13/043; A41D 13/046;  
A41B 13/10; A41B 13/103; A41B  
13/106; A41B 2400/52; A47G 21/165;  
A45D 44/08  
See application file for complete search history.

(56) **References Cited**

**U.S. PATENT DOCUMENTS**

1,970,307 A \* 8/1934 Hartmann ..... A41D 13/04  
2/48  
2,366,393 A \* 1/1945 Geisinger ..... A41D 13/04  
2/52

D288,020 S \* 2/1987 Miller ..... D2/864  
D299,680 S \* 2/1989 Ochsner ..... D2/864  
D381,190 S \* 7/1997 Deon ..... D2/861  
D395,736 S \* 7/1998 Walters ..... D2/860  
D472,036 S \* 3/2003 Meador ..... D2/860  
D481,197 S \* 10/2003 Fusco ..... D2/861  
D522,719 S \* 6/2006 Sanders ..... D2/857  
D574,127 S \* 8/2008 Baccus ..... D2/864  
D578,738 S \* 10/2008 Boyd, Sr. .... D2/861  
D598,182 S \* 8/2009 Vossoughi ..... D2/861  
D603,143 S \* 11/2009 Walsh ..... D2/861  
D617,534 S \* 6/2010 Vossoughi ..... D2/864  
D620,234 S \* 7/2010 Wu ..... D2/864  
D621,589 S \* 8/2010 Wu ..... D2/864

\* cited by examiner

*Primary Examiner* — Elizabeth J Oswecki

(74) *Attorney, Agent, or Firm* — Porzio, Bromberg &  
Newman, P.C.

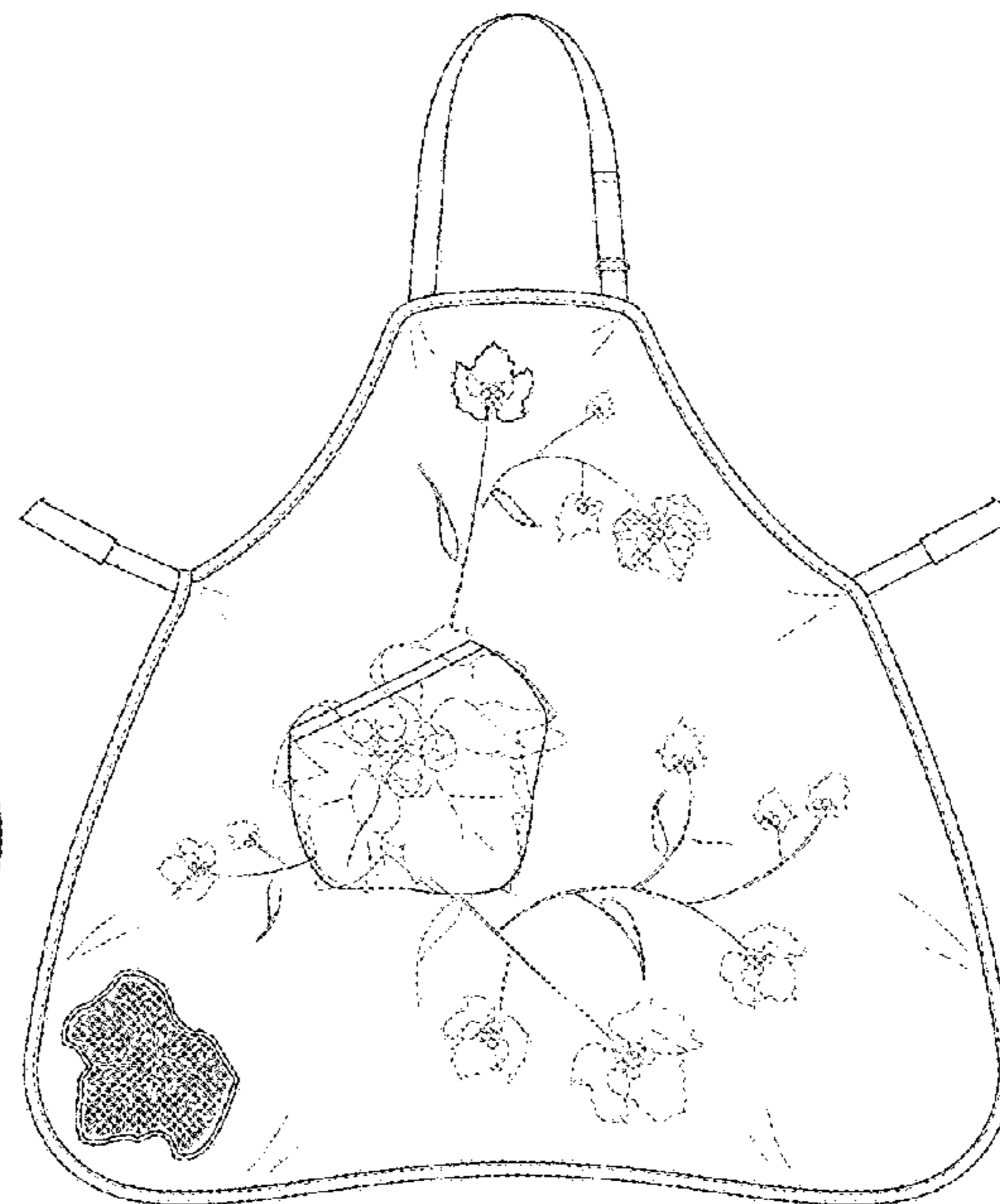
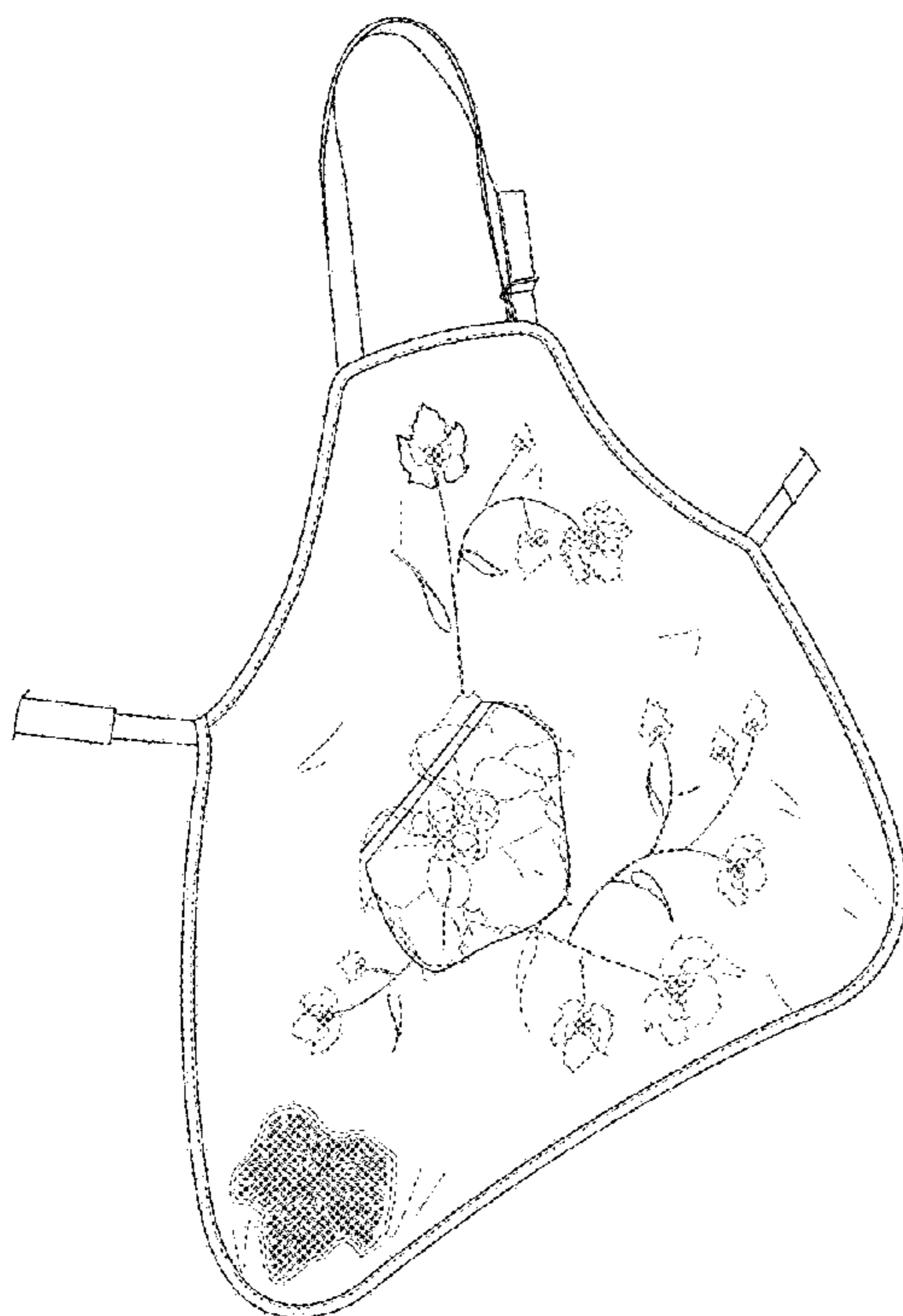
(57) **CLAIM**

The ornamental design for an apron, as shown and described.

**DESCRIPTION**

FIG. 1 is a front perspective view of an apron showing my new design;  
FIG. 2 is a front elevational view thereof;  
FIG. 3 is a rear elevational view thereof;  
FIG. 4 is a top plan view thereof;  
FIG. 5 is a bottom plan view thereof;  
FIG. 6 is a left side elevational view thereof; and,  
FIG. 7 is a right side elevational view thereof.  
The broken lines on the apron represent thread stitching and form no part of the claimed design.

**1 Claim, 5 Drawing Sheets**



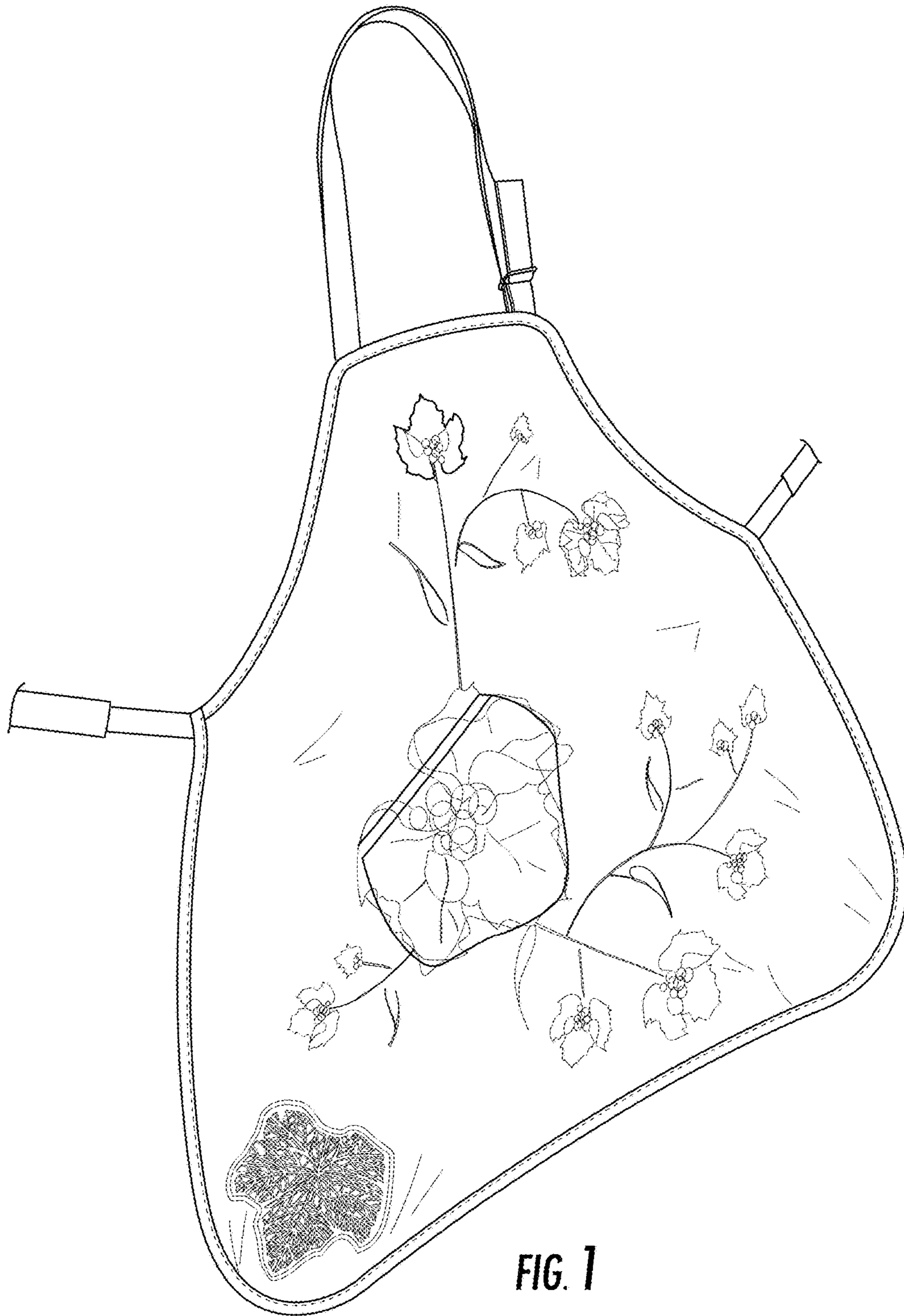


FIG. 1

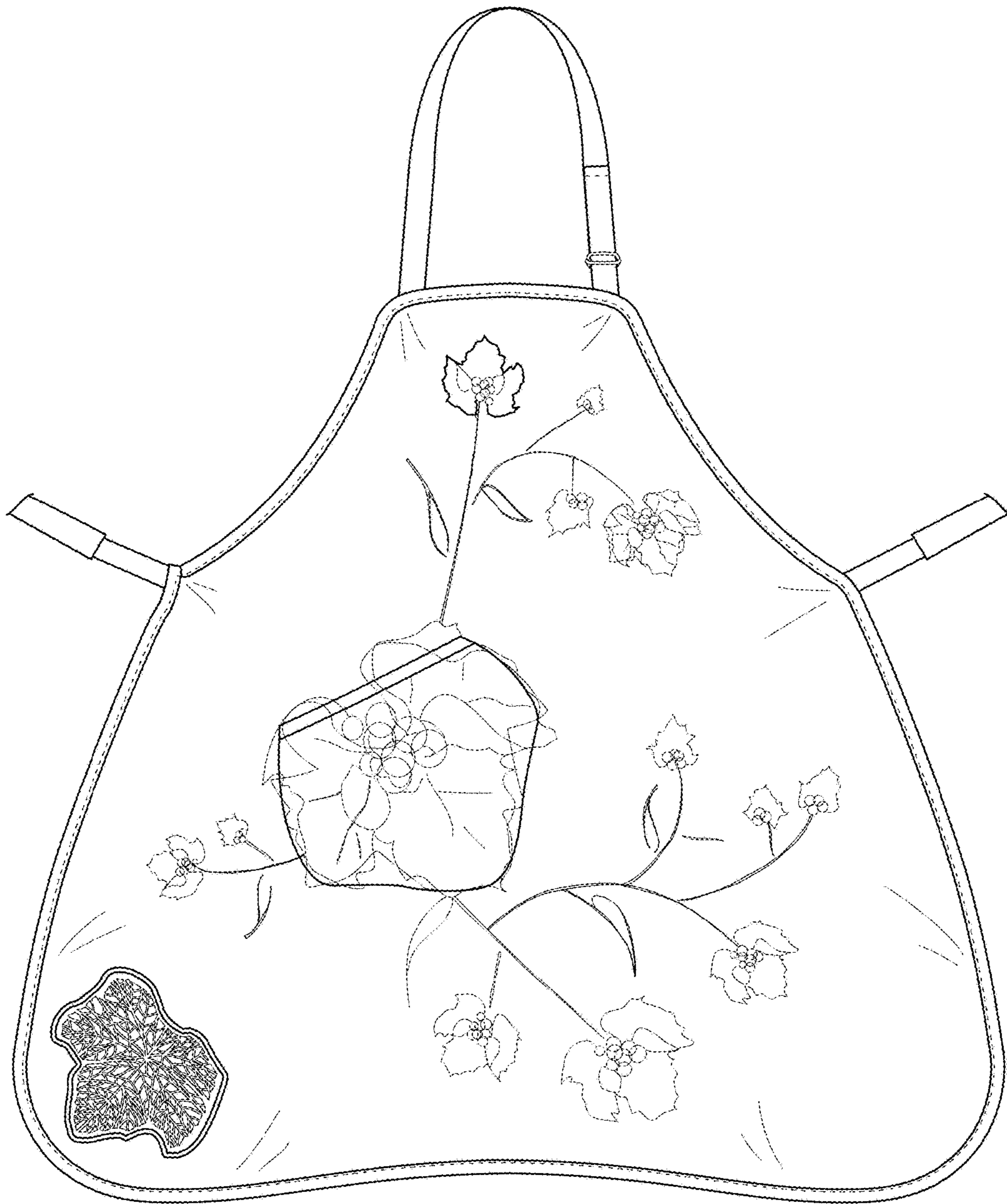


FIG. 2

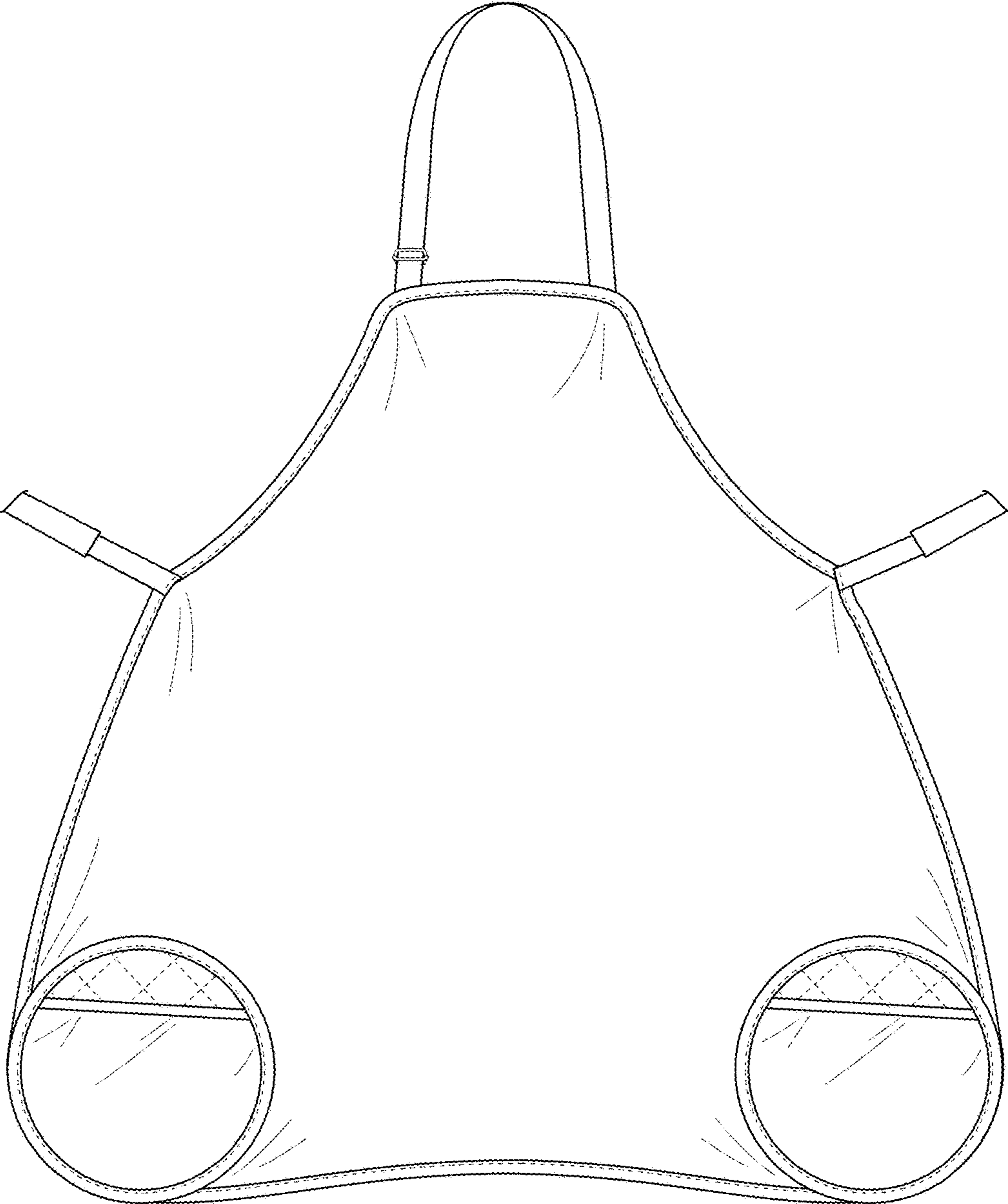


FIG. 3

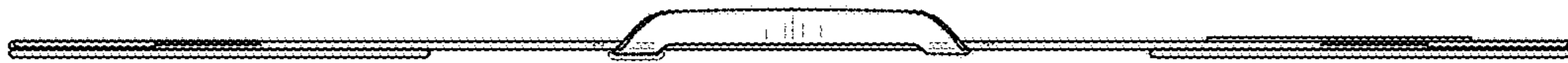



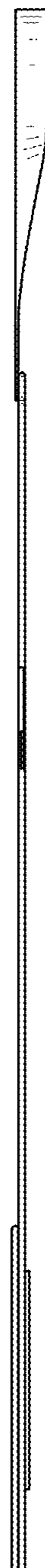
FIG. 4



FIG. 5



**FIG. 6**



**FIG. 7**