



US00D794900S

(12) **United States Design Patent** (10) **Patent No.:** **US D794,900 S**  
**Vadeboncoeur** (45) **Date of Patent:** **\*\* Aug. 22, 2017**

(54) **CONFECTION WITH PATTERN**  
(71) Applicant: **Freddo USA Inc.**, Anjou (CA)  
(72) Inventor: **Angèle Vadeboncoeur**, Laval (CA)  
(73) Assignee: **FREDDO USA INC.**, Anjou (Quebec)  
(CA)  
(\*\*) Term: **15 Years**

D550,926 S \* 9/2007 Risko ..... D1/110  
D602,227 S \* 10/2009 Zeilinger ..... D1/199  
D612,616 S \* 3/2010 Sanders ..... D5/37  
D632,866 S \* 2/2011 Pedro de Oliveira ..... D1/107  
D650,997 S \* 12/2011 Gordon ..... D5/66  
D667,639 S \* 9/2012 Vitucci ..... D5/37  
D668,066 S \* 10/2012 Diringier ..... D5/66  
D669,669 S \* 10/2012 McClaskie ..... D2/950  
D726,453 S \* 4/2015 Byrd ..... D6/607  
D752,842 S \* 4/2016 Coble ..... D1/110  
2012/0328831 A1 \* 12/2012 Mellin ..... A47K 10/16  
428/153

(21) Appl. No.: **29/552,917**

\* cited by examiner

(22) Filed: **Jan. 27, 2016**

*Primary Examiner* — Garth Rademaker

(30) **Foreign Application Priority Data**

*Assistant Examiner* — Katie J Stofko

Dec. 23, 2015 (CA) ..... 166138

(74) *Attorney, Agent, or Firm* — Ladas & Parry LLP

(51) **LOC (10) Cl.** ..... **01-01**

(52) **U.S. Cl.**  
USPC ..... **D1/107; D1/127**

(57) **CLAIM**

(58) **Field of Classification Search**

The ornamental design for a confection with pattern, as shown and described.

USPC ..... D1/100–130, 199; 426/5, 76, 87, 92, 94,  
426/95, 99, 101, 103, 108, 138–139, 143,  
426/144, 279, 282, 283, 391, 514, 549,  
426/660; D9/613, 661; D2/869;  
D30/160; D6/598; D21/655; D11/158;  
D7/565–566; D5/37, 39, 62, 66

**DESCRIPTION**

CPC ..... A23G 3/54; A61K 9/2072; A61K 9/0004;  
A61K 9/2095; A61K 9/209  
See application file for complete search history.

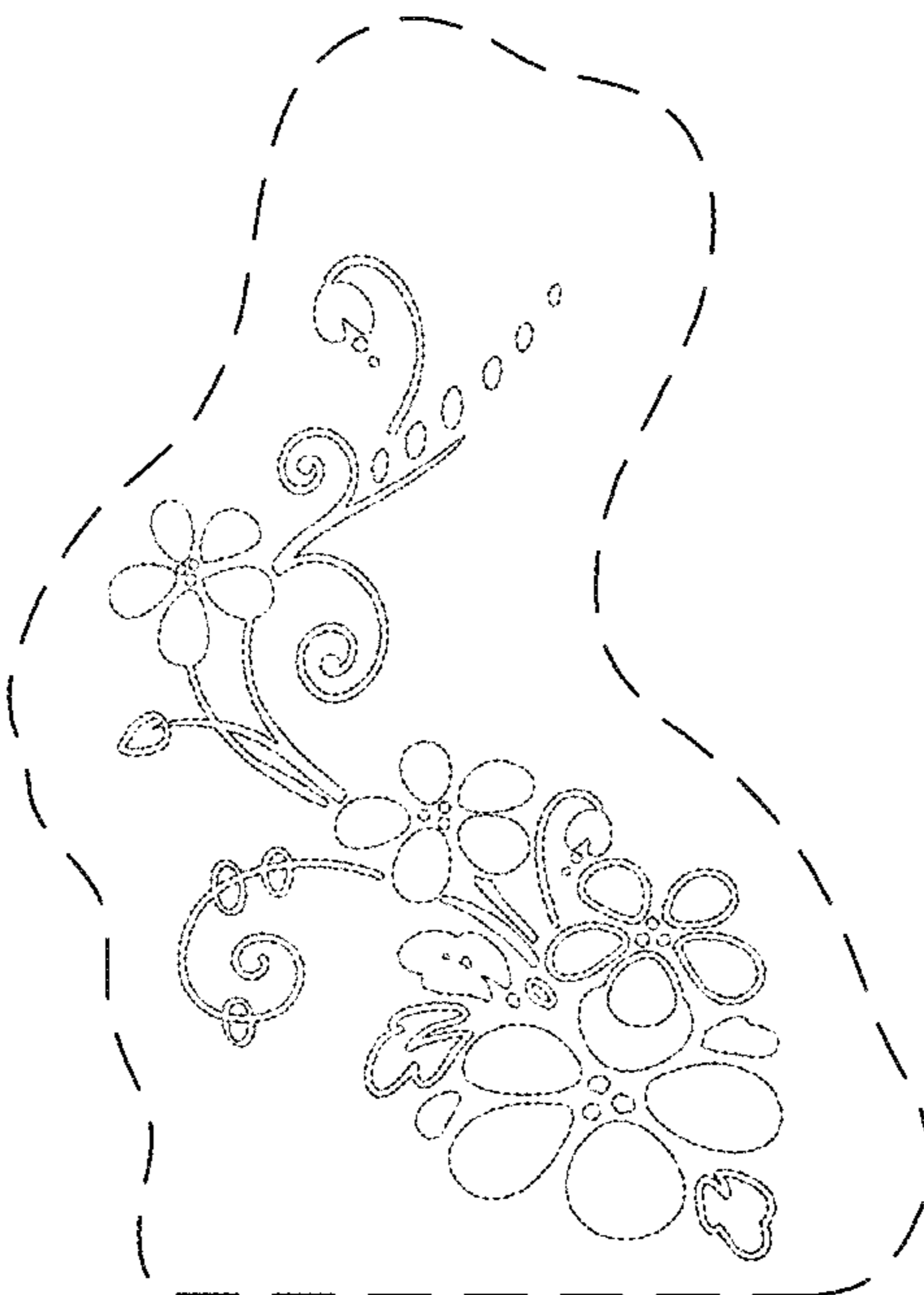
FIG. 1 is a side view of a confection with pattern; and, FIG. 2 is a perspective view of the confection with pattern. The broken lines illustrate portions of the confection with pattern that form no part of the claimed design. Surface area between the broken and solid lines forms no part of the claimed design.


(56) **References Cited**

**U.S. PATENT DOCUMENTS**

**1 Claim, 2 Drawing Sheets**

D46,067 S \* 7/1914 Raalte ..... D5/66  
D255,750 S \* 7/1980 Rothstein ..... D20/11





**FIG. 1**

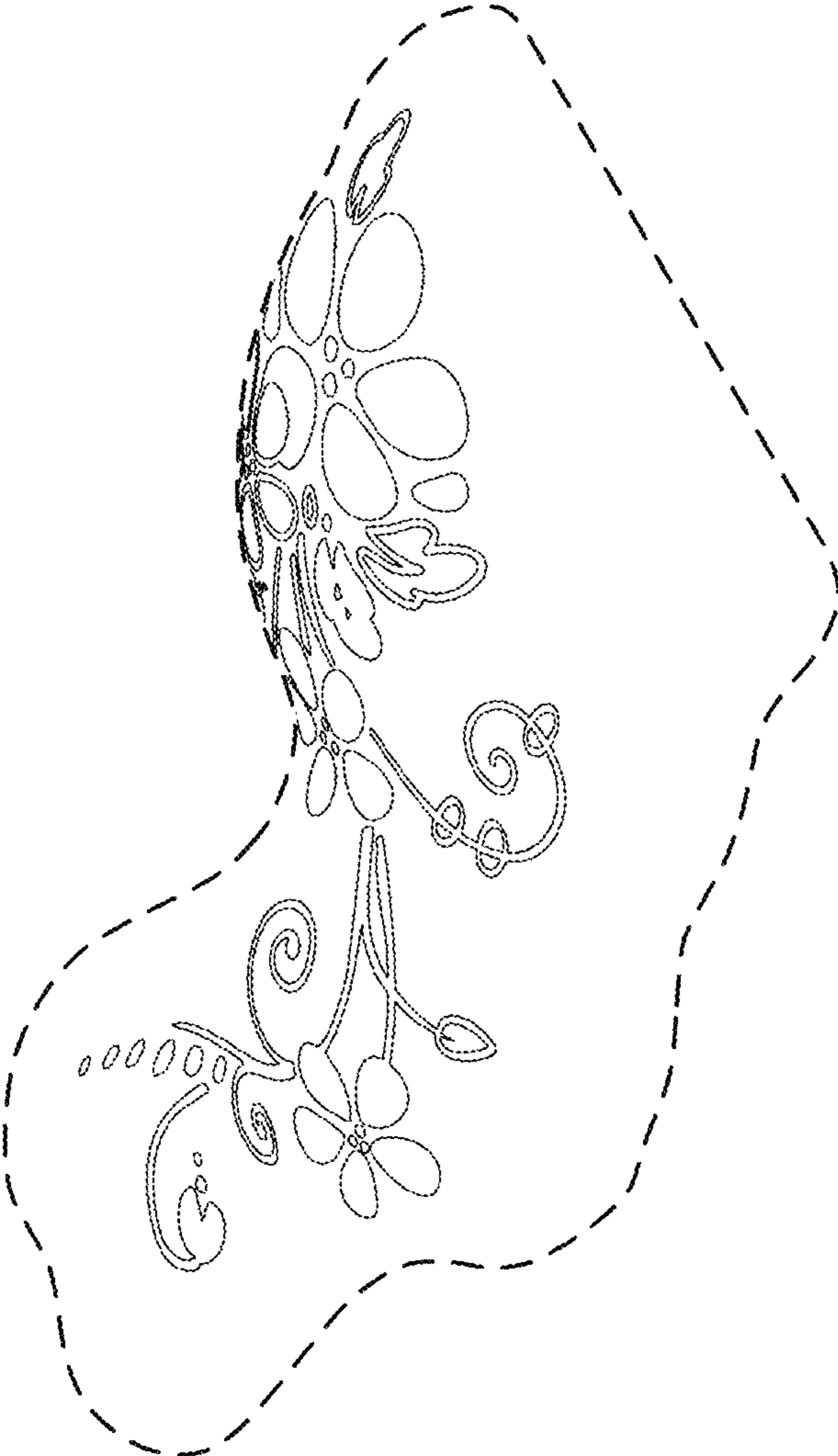


FIG. 2