



US00D794889S

(12) **United States Design Patent** (10) **Patent No.:** **US D794,889 S**
Althaus et al. (45) **Date of Patent:** **** Aug. 15, 2017**

(54) **CLEANSING ARTICLE**

FOREIGN PATENT DOCUMENTS

(71) Applicant: **The Procter & Gamble Company**,
Cincinnati, OH (US)

EM 002087205-0001 * 8/2012

(72) Inventors: **Lauren May Althaus**, Cincinnati, OH
(US); **Joshua Scott Suhre**, Cincinnati,
OH (US)

OTHER PUBLICATIONS

Marble hand polishing pads by stadea, review date Sep. 28, 2012,
http://www.amazon.com/marble-hand-polishing-pads-stadea/dp/B00832FAX4/ref=sr_1_138?ie=UTF8&qid=1462141450&sr=8-138&keywords=polishing+pad, [visited May 1, 2016 6:27:06 PM].*

(73) Assignee: **The Procter & Gamble Company**,
Cincinnati, OH (US)

(Continued)

(**) Term: **15 Years**

Primary Examiner — John Windmuller
Assistant Examiner — John R Yeh

(21) Appl. No.: **29/530,746**

(22) Filed: **Jun. 19, 2015**

(51) **LOC (10) Cl.** **04-01**

(52) **U.S. Cl.**
USPC **D32/40**

(58) **Field of Classification Search**
USPC D32/40-42, 46-49; D8/33, 47, 90, 93;
D4/118, 199; D24/146-147
CPC A47L 1/06; A47L 13/24; A47L 15/0081
See application file for complete search history.

(57) **CLAIM**

The ornamental design for a cleansing article, as shown and described.

DESCRIPTION

(56) **References Cited**

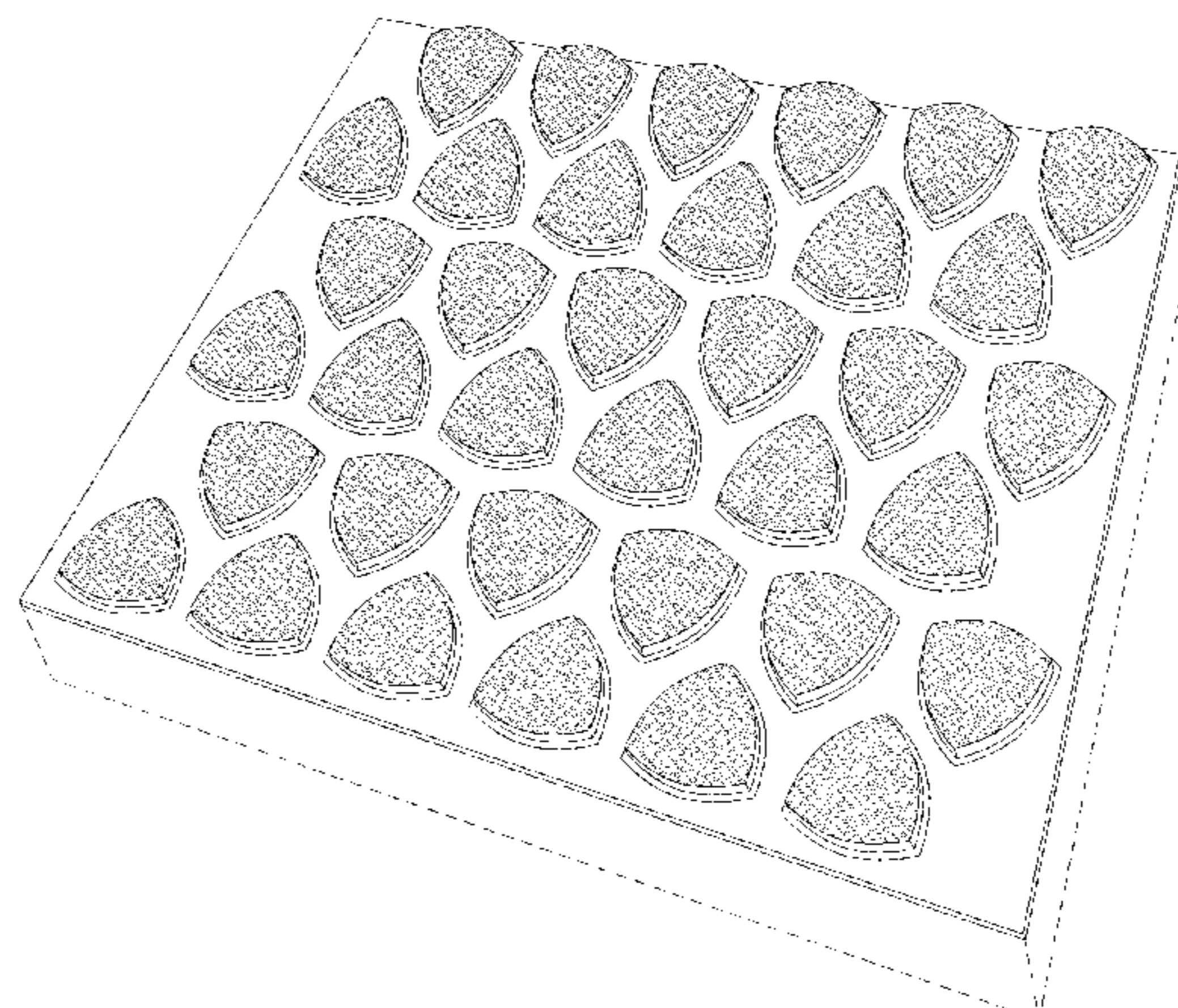
U.S. PATENT DOCUMENTS

D96,630 S *	8/1935	Smith	D32/52
D187,639 S *	4/1960	Timmons	D6/583
D262,432 S *	12/1981	Lambert	D32/40
D362,697 S *	9/1995	Choi	D21/483
D365,075 S *	12/1995	Hernandez	D12/191
D403,820 S *	1/1999	Chang	D32/40
D429,859 S *	8/2000	Denney	D32/40
D429,861 S *	8/2000	Denney	D32/40
D430,716 S *	9/2000	Denney	D32/40
D435,710 S *	12/2000	Denney	D32/40
D456,575 S *	4/2002	Celia	D28/63
D519,311 S *	4/2006	Contreras	D6/596
D520,513 S *	5/2006	Butcher	D14/488
D523,277 S *	6/2006	Contreras	D6/606
D550,414 S *	9/2007	Caruso	D32/40
D586,965 S *	2/2009	Libman	D32/40
D587,416 S *	2/2009	Ashe	D32/40

(Continued)

FIG. 1 is a front perspective view of a cleansing article;
FIG. 2 is a front view of a cleansing article;
FIG. 3 is a back view of a cleansing article;
FIG. 4 is a left side view of a cleansing article;
FIG. 5 is a right side view of a cleansing article;
FIG. 6 is a top view of a cleansing article;
FIG. 7 is a bottom view of cleansing article;
FIG. 8 is a front perspective view of a cleansing article;
FIG. 9 is a front view of a cleansing article;
FIG. 10 is a back view of a cleansing article;
FIG. 11 is a left side view of a cleansing article;
FIG. 12 is a right side view of a cleansing article;
FIG. 13 is a top view of a cleansing article; and,
FIG. 14 is a bottom view of cleansing article.
The tiny broken-line circles in FIGS. 1 and 2 are not part of the claimed design. The broken-line showing of the rear portion of the article is not part of the claimed design.

1 Claim, 6 Drawing Sheets



(56)

References Cited

U.S. PATENT DOCUMENTS

D638,185 S * 5/2011 Yoon D32/50
D657,925 S * 4/2012 Luipold D32/40
D679,533 S * 4/2013 Stoddard D6/592
D683,690 S * 6/2013 Zumhof D12/213
D694,972 S * 12/2013 Yamada D32/40
D712,737 S * 9/2014 Gotur D9/432
D742,195 S * 11/2015 Dow D8/90

OTHER PUBLICATIONS

Amazon.com: Mr. Clean Magic Eraser, review date Jul. 17, 2012,
[http://www.amazon.com/Mr-Clean-Magic-Eraser-Extra/dp/B00BR1FSU8/ref=sr_1_2_s__it?s=hpc&ie=UTF8](http://www.amazon.com/Mr-Clean-Magic-Eraser-Extra/dp/B00BR1FSU8/ref=sr_1_2_s__it?s=hpc&ie=UTF8&qid=1463105996&sr=1-2)
&qid=1463105996&sr=1-2

&keywords=mr+clean+magic+eraser#customerReviews, [site
visited May 12, 2016 10:21:10 PM].*

Wayfair, Libman 2-in-1 Scrubbing Bubbles Kitchen and Dish
Sponge & Reviews, review date Jun. 10, 2012, <http://www.wayfairsupply.com/Libman-2-in-1-Scrubbing-Bubbles-Kitchen-and-Dish-Sponge-336-QUJ1136.html>, [visited May 12, 2016 10:15:42 PM].*

* cited by examiner

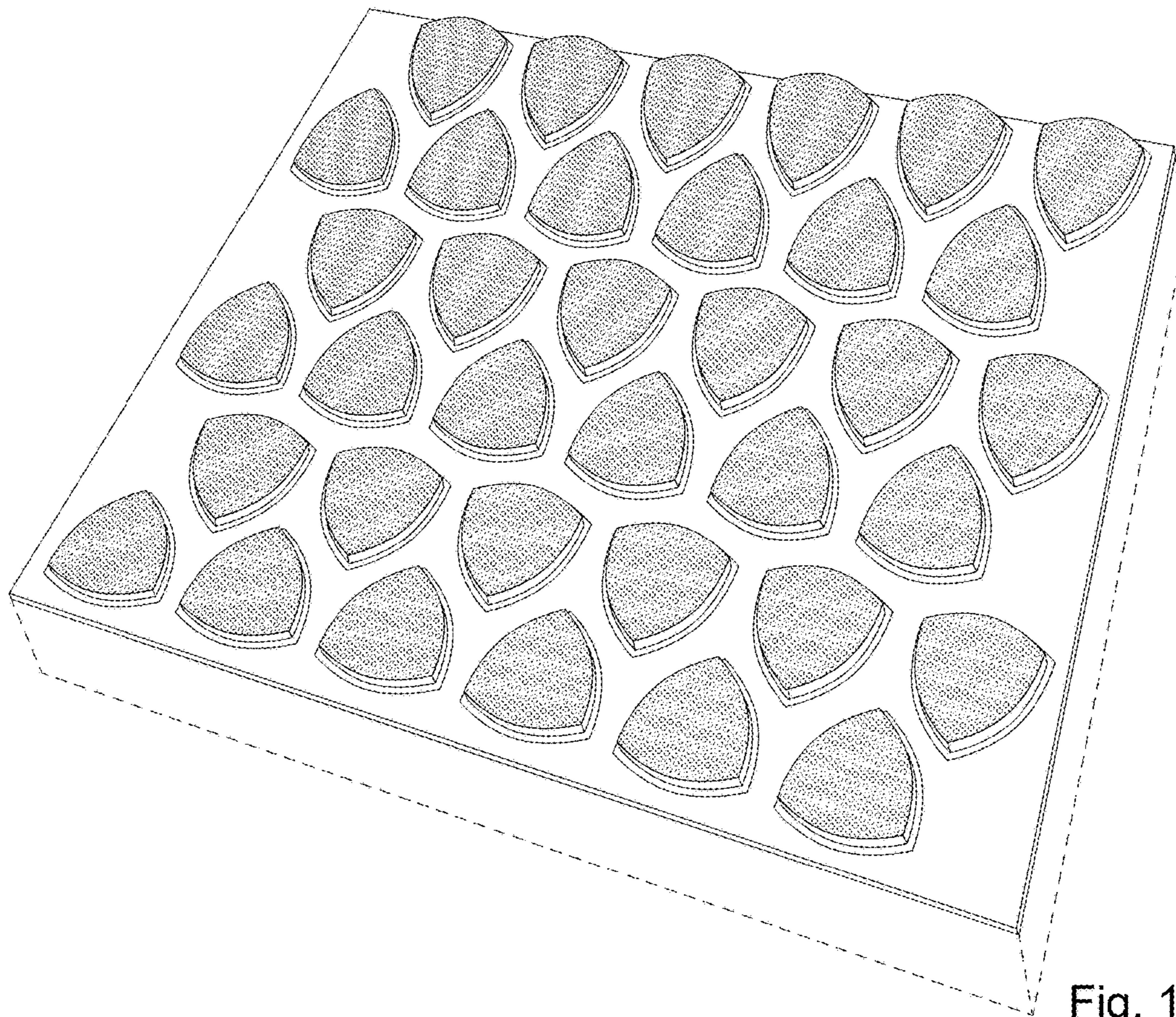


Fig. 1




Fig. 2




Fig. 3



Fig. 4




Fig. 5

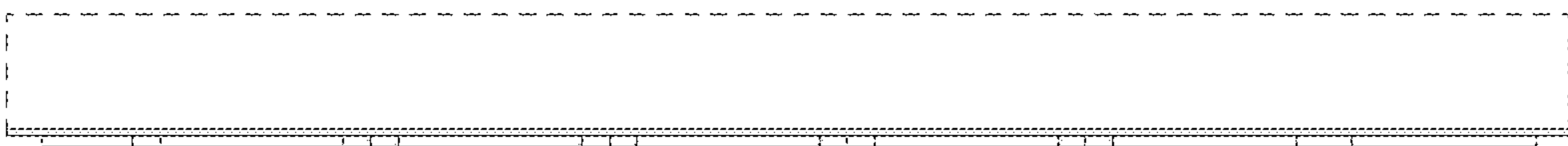


Fig. 6




Fig. 7

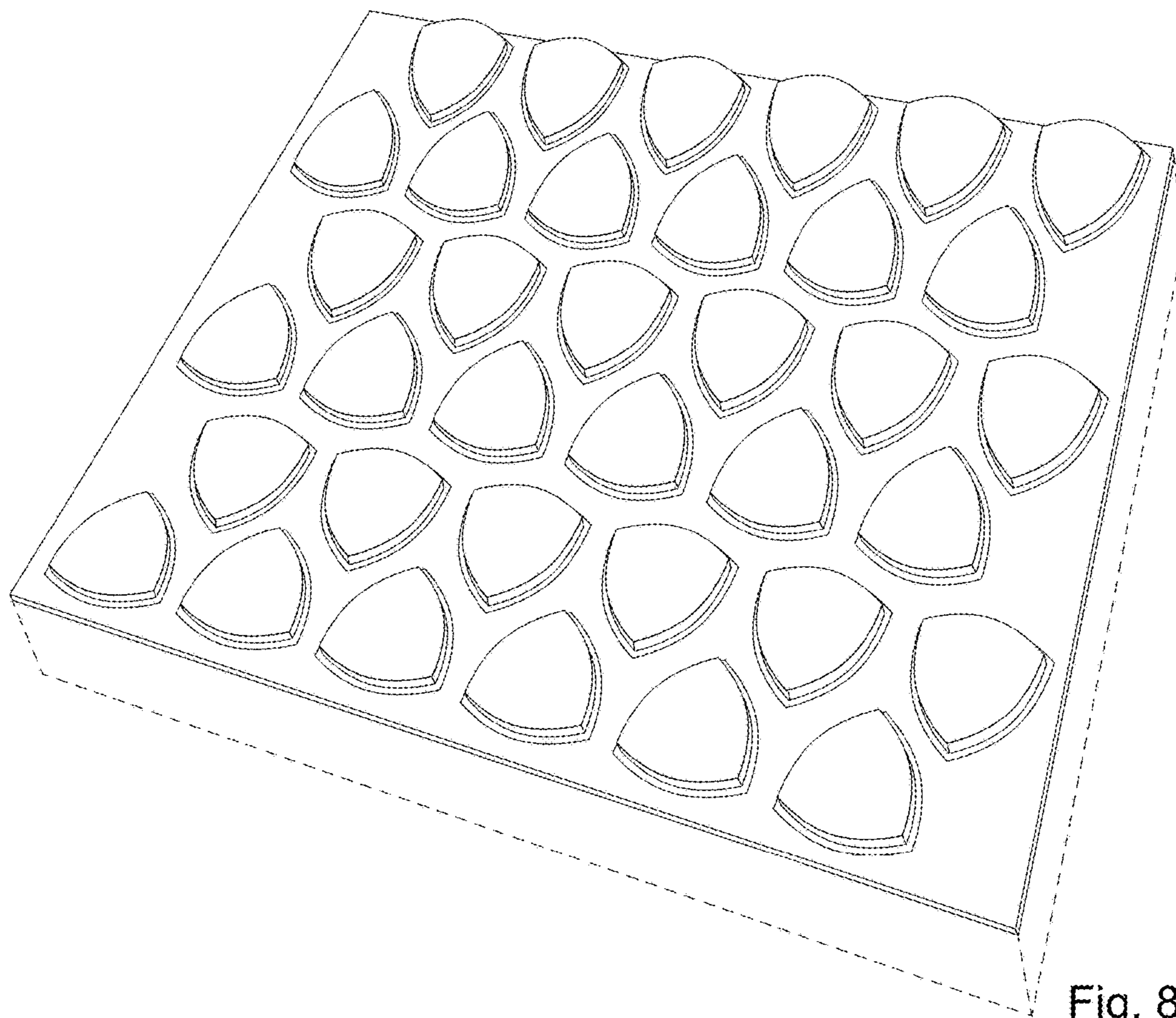


Fig. 8




Fig. 9



Fig. 10




Fig. 11

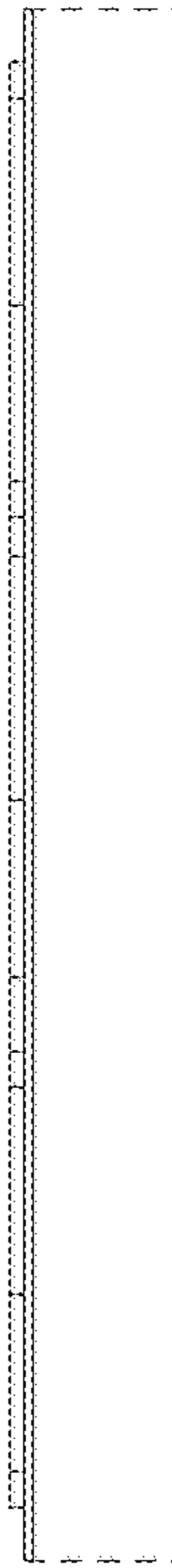


Fig. 12




Fig. 13




Fig. 14