

US00D794882S

(12) **United States Design Patent**  
**Ha et al.**

(10) **Patent No.:** **US D794,882 S**

(45) **Date of Patent:** **\*\* Aug. 15, 2017**

(54) **DOOR FOR WASHING MACHINE**

(71) Applicant: **LG ELECTRONICS INC.**, Seoul (KR)

(72) Inventors: **Youngsoo Ha**, Seoul (KR); **Taewoo Yoo**, Seoul (KR); **Jonghee Han**, Seoul (KR); **Eunyoung Chee**, Seoul (KR); **Seungho Oh**, Seoul (KR); **Jeaseok Seong**, Seoul (KR)

(73) Assignee: **LG ELECTRONICS INC.**, Seoul (KR)

D515,260 S *	2/2006	Ha	.....	D32/25
D544,157 S *	6/2007	Crookshanks	.....	D32/25
D582,107 S *	12/2008	Ha	.....	D32/6
D589,216 S	3/2009	Park et al.		
D592,367 S *	5/2009	Crookshanks	.....	D32/25
D616,163 S *	5/2010	Nam	.....	D32/25
D619,313 S	7/2010	Cline et al.		
D620,212 S	7/2010	Bixby et al.		
D622,918 S *	8/2010	Choi	.....	D32/25
7,765,839 B2	8/2010	Chung		
D627,114 S *	11/2010	Jeon	.....	D32/6
D631,623 S *	1/2011	Chung	.....	D32/6
D634,492 S *	3/2011	Chung	.....	D32/6
D635,313 S *	3/2011	Jeon	.....	D32/6

(Continued)

(\*\*) Term: **15 Years**

(21) Appl. No.: **29/538,376**

(22) Filed: **Sep. 3, 2015**

(30) **Foreign Application Priority Data**

Mar. 4, 2015 (KR) ..... 30-2015-0011087

(51) **LOC (10) Cl.** ..... **15-05**

(52) **U.S. Cl.**  
USPC ..... **D32/25**

(58) **Field of Classification Search**  
USPC ..... D32/1, 5, 6, 8, 12, 25, 28, 29  
CPC .... D06F 33/02; D06F 39/02; D06F 2204/065;  
D06F 25/00; D06F 35/006; D06F 58/00;  
D06F 58/02; D06F 58/04; D06F 58/20;  
D06F 23/04; D06F 39/12; D06F 39/022;  
G05B 19/042  
See application file for complete search history.

(56) **References Cited**

**U.S. PATENT DOCUMENTS**

4,207,683 A	6/1980	Horton		
D479,373 S	9/2003	Silva		
D481,499 S	10/2003	Silva		
D501,966 S *	2/2005	Hwang	.....	D32/25
D506,045 S *	6/2005	No	.....	D32/25

**OTHER PUBLICATIONS**

U.S. Notice of Allowance dated Jul. 19, 2016 issued in U.S. Appl. No. 29/537,577.

*Primary Examiner* — Michael A. Pratt  
*Assistant Examiner* — Michelle E Wilson

(74) *Attorney, Agent, or Firm* — Ked & Associates LLP

(57) **CLAIM**

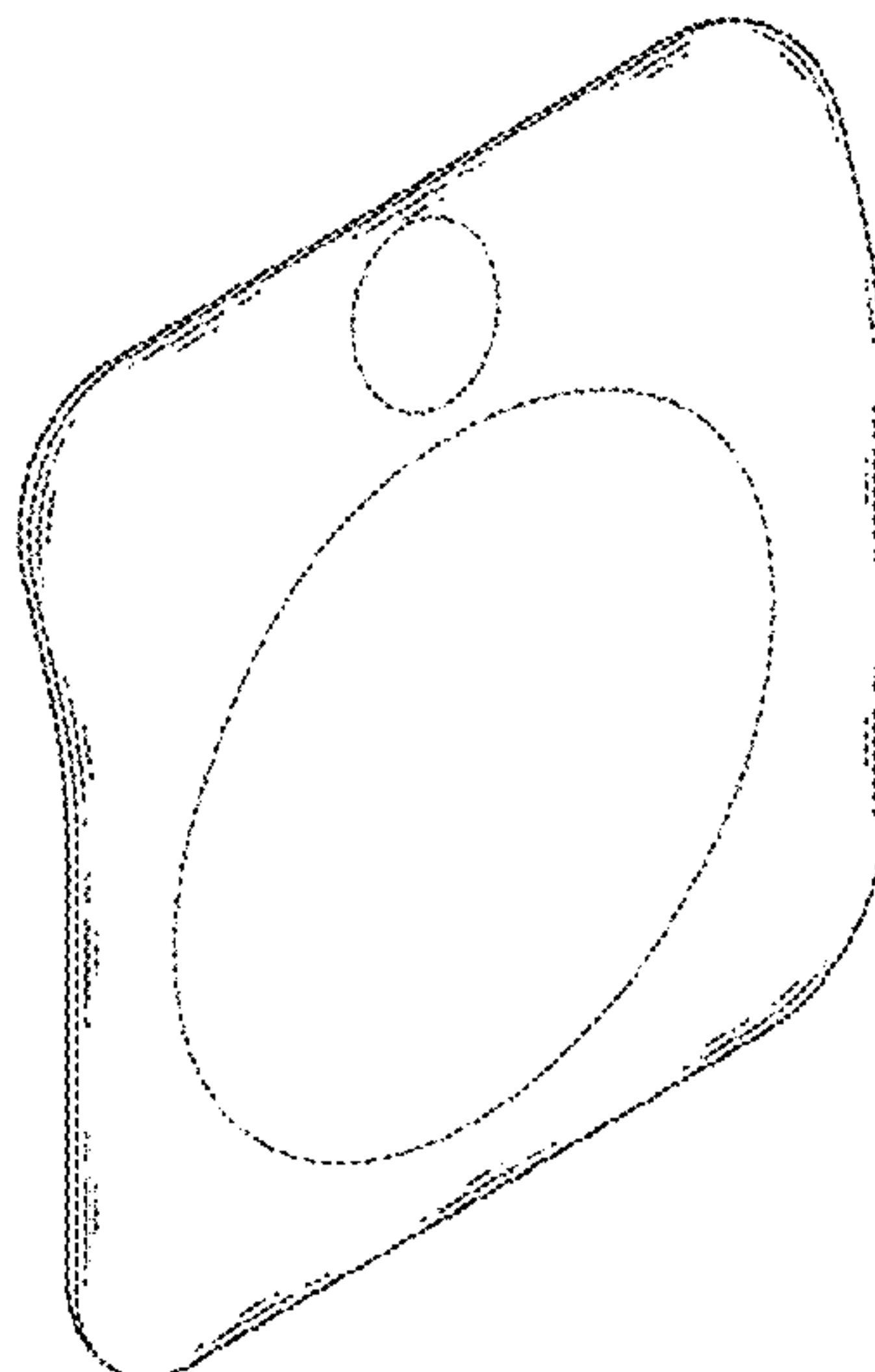
We claim the ornamental design for a door for washing machine, as shown and described.

**DESCRIPTION**

FIG. 1 is a perspective view of a door for washing machine showing our new design;  
FIG. 2 is a front elevation view thereof;  
FIG. 3 is a rear elevation view thereof;  
FIG. 4 is a left-side elevation view thereof;  
FIG. 5 is a right-side elevation view thereof;  
FIG. 6 is a top plan view thereof; and,  
FIG. 7 is a bottom plan view thereof.

The broken lines in the drawing figures are included for the purpose of illustrating environment and form no part of the claimed design.

**1 Claim, 4 Drawing Sheets**



(56)

## References Cited

## U.S. PATENT DOCUMENTS

D646,859 S \* 10/2011 DeSalvo ..... D32/25  
D664,313 S 7/2012 Chung et al.  
D683,088 S 5/2013 Chung et al.  
D688,429 S \* 8/2013 Meda ..... D32/25  
D688,430 S \* 8/2013 Meda ..... D32/25  
D689,655 S 9/2013 Chung et al.  
D699,906 S 2/2014 Choi et al.  
D700,409 S \* 2/2014 Takahashi ..... D32/25  
D700,410 S 2/2014 Hwang et al.  
D701,659 S 3/2014 Choi et al.  
D703,886 S \* 4/2014 Ha ..... D32/6  
D703,887 S 4/2014 Lee et al.  
D730,597 S 5/2015 Jeon et al.  
D730,601 S \* 5/2015 Jinnam ..... D32/25  
D730,602 S \* 5/2015 Choi ..... D32/25  
D731,131 S \* 6/2015 Ha ..... D32/25  
D732,767 S \* 6/2015 Ha ..... D32/25  
9,049,929 B2 6/2015 Kilgore et al.  
D746,006 S 12/2015 Ha et al.  
D755,457 S 5/2016 Chung et al.  
D767,835 S \* 9/2016 Ha ..... D32/25  
2008/0302141 A1 12/2008 Chung  
2009/0064533 A1 3/2009 Nakiri  
2012/0187811 A1 7/2012 Kim et al.  
2012/0217851 A1 8/2012 Bae et al.  
2013/0193823 A1 8/2013 Cho et al.  
2014/0339970 A1 11/2014 Bae et al.  
2015/0123523 A1 5/2015 Woo et al.  
2015/0123525 A1 5/2015 Woo et al.  
2015/0233038 A1 8/2015 Lee et al.  
2015/0233039 A1 8/2015 Cho et al.  
2015/0233042 A1 8/2015 Kang et al.  
2015/0252513 A1 9/2015 Seo et al.  
2015/0252514 A1 9/2015 Seo et al.  
2016/0076187 A1 3/2016 Lee et al.

\* cited by examiner

FIG. 1

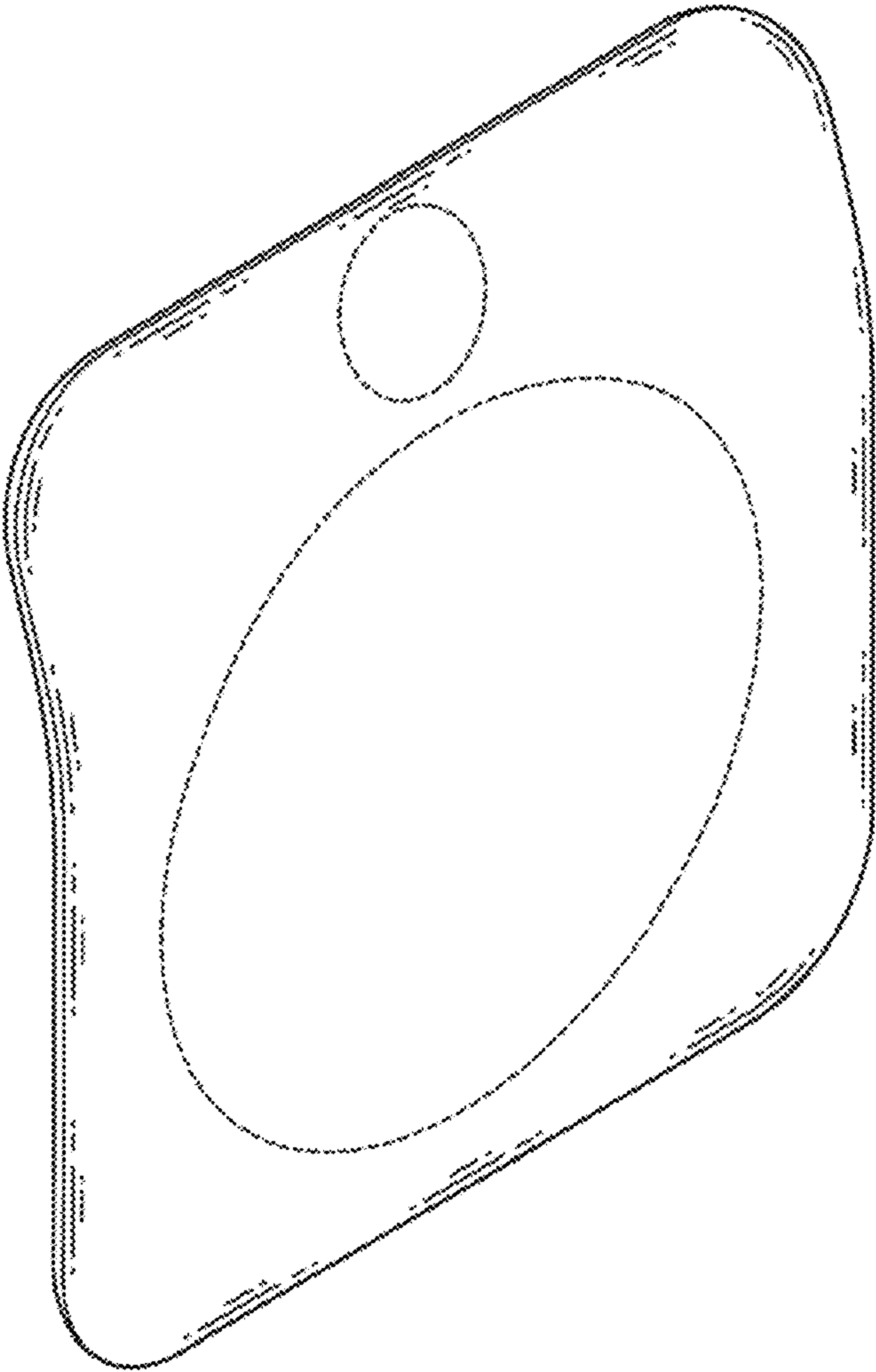


FIG. 2

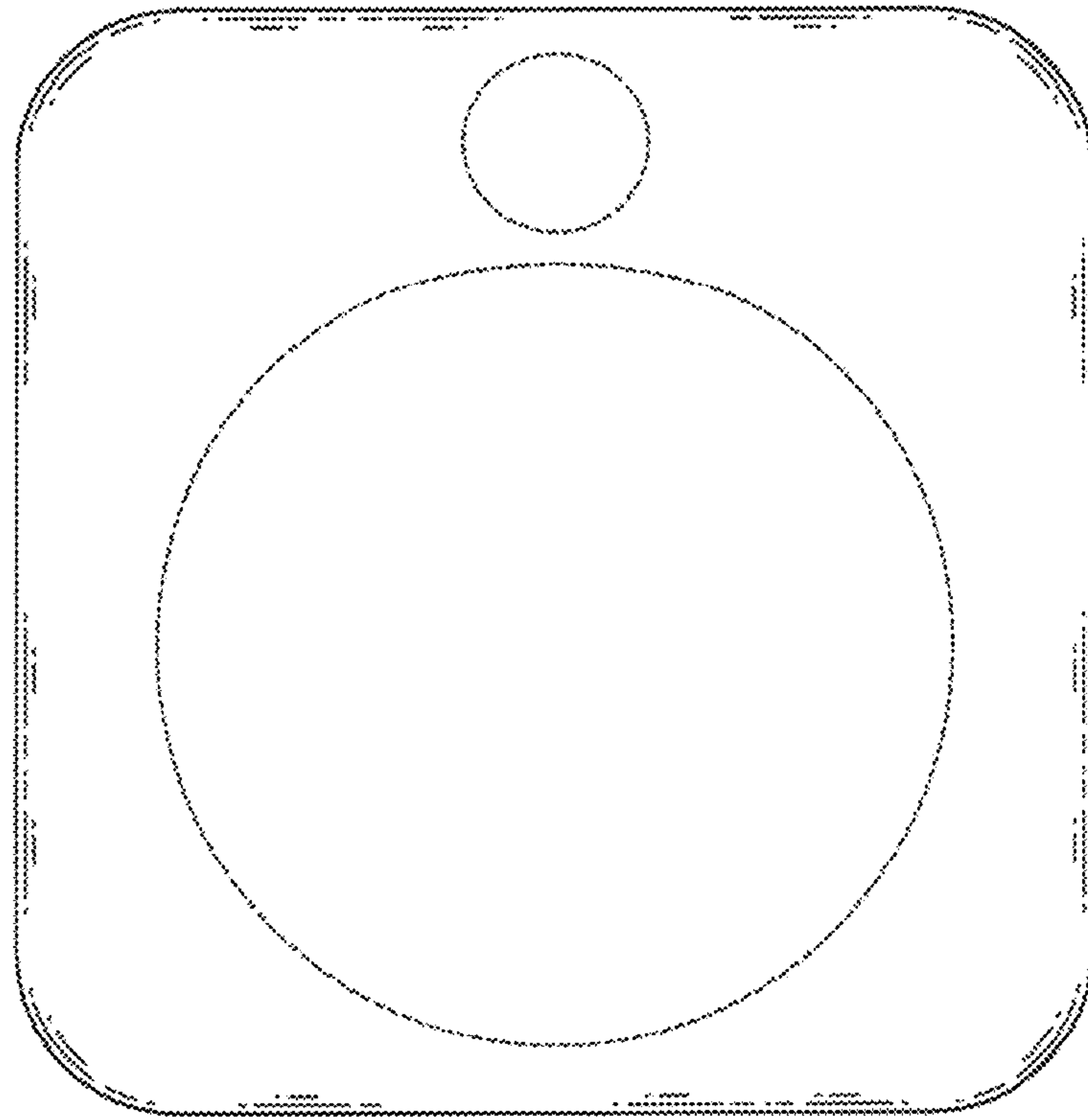


FIG. 3

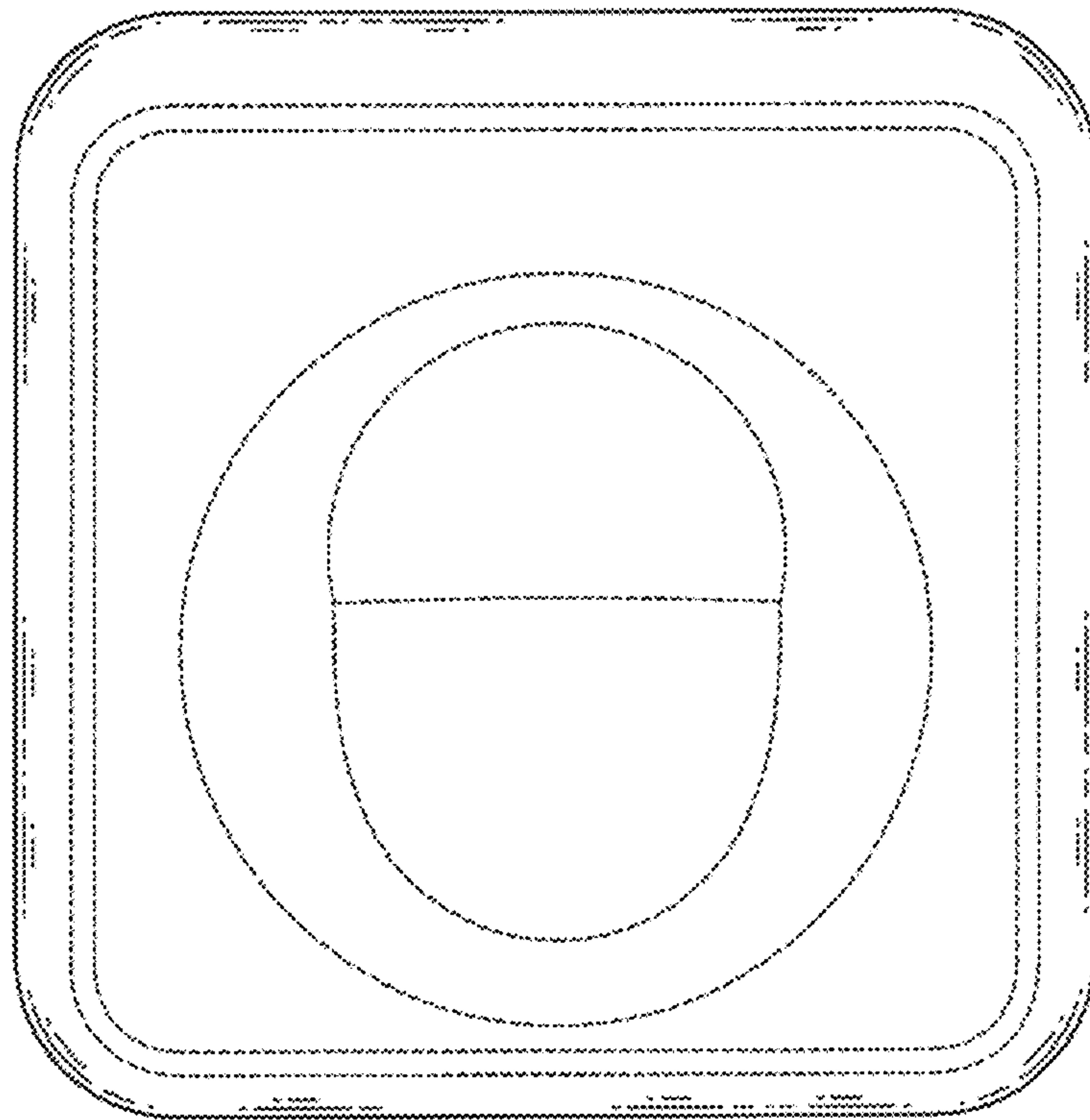


FIG. 4




FIG. 5

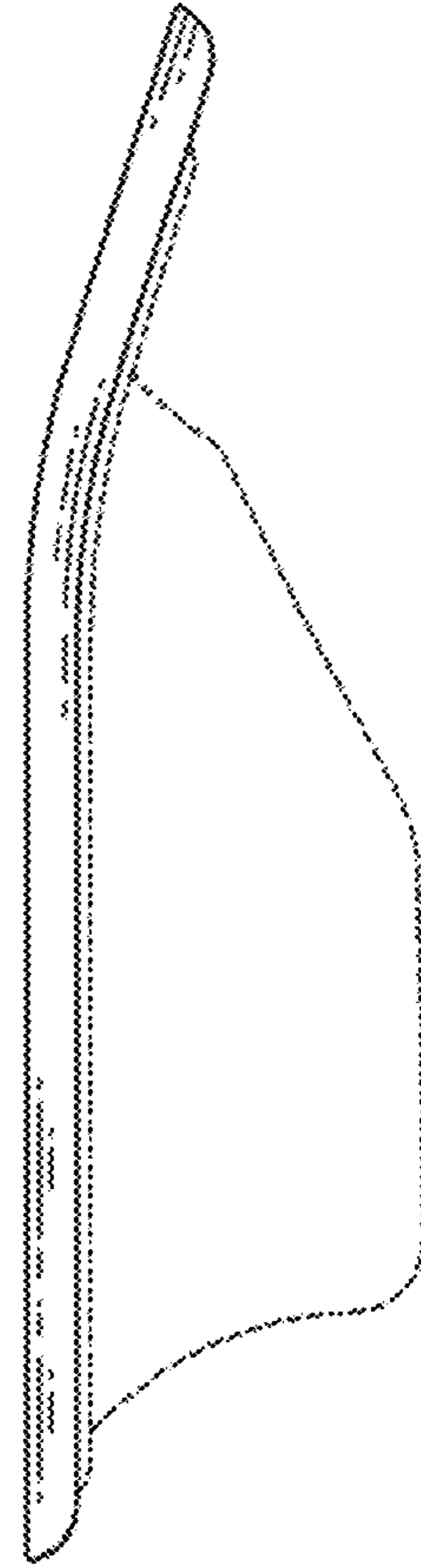




FIG. 6

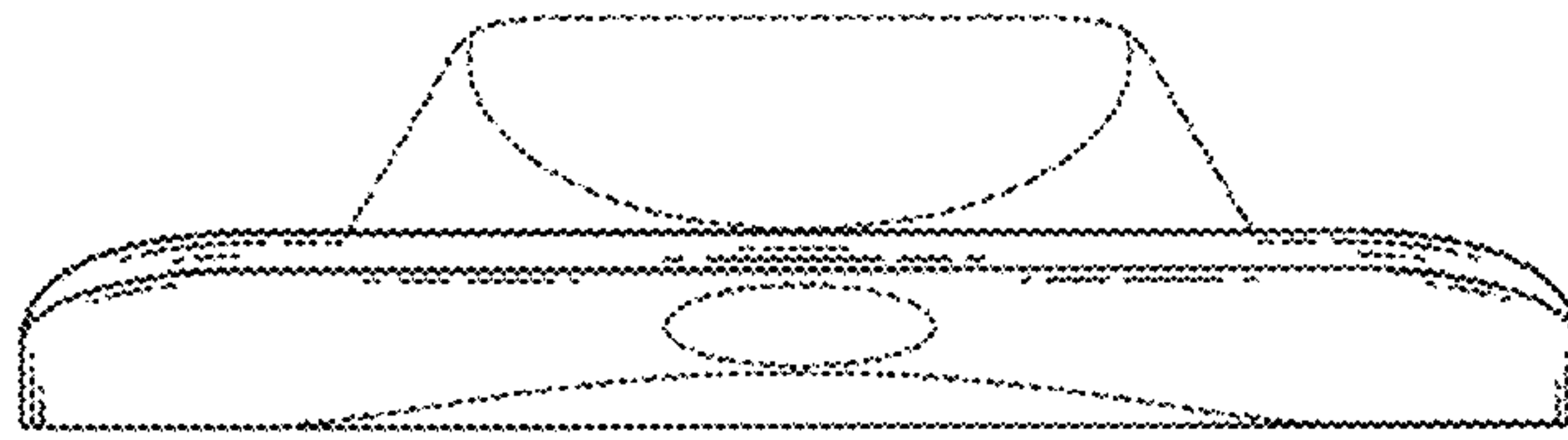


FIG. 7

