



US00D794872S

(12) **United States Design Patent**
Chongjaroen et al.

(10) **Patent No.:** **US D794,872 S**

(45) **Date of Patent:** **** Aug. 15, 2017**

(54) **GOLF GLOVE**

(71) Applicant: **Acushnet Company**, Fairhaven, MA
(US)

(72) Inventors: **Supattra Chongjaroen**, Phapradang
(TH); **Sakolwan Kawiya**, Sriracha (TH)

(73) Assignee: **Acushnet Company**, Fairhaven, MA
(US)

(**) Term: **15 Years**

(21) Appl. No.: **29/529,591**

(22) Filed: **Jun. 9, 2015**

(51) **LOC (10) Cl.** **02-06**

(52) **U.S. Cl.**
USPC **D29/116.2; D29/117.1**

(58) **Field of Classification Search**
USPC D2/617, 618, 619; D29/161.1, 116.2,
D29/117, 117.1, 123, 617, 618; 2/161,
2/161.2, 161.4
CPC A63B 71/146; A63B 71/141
See application file for complete search history.

(56) **References Cited**

U.S. PATENT DOCUMENTS

D235,175 S *	5/1975	Berger	D29/117.1
D362,105 S *	9/1995	Malloy	D2/617
D410,305 S *	5/1999	Redwood	D29/117.1
D431,691 S *	10/2000	Redwood	D2/618
D497,456 S *	10/2004	Sun	D29/116.2
D532,162 S *	11/2006	Bonzagni	D29/116.2
D583,508 S	12/2008	Sun		
D583,511 S	12/2008	Litke et al.		
D583,513 S *	12/2008	Litke	D29/116.2
D584,004 S *	12/2008	Murphy	D29/116.2
D591,002 S *	4/2009	Sun	D29/123
D591,003 S *	4/2009	Bonzagni	D29/123
D594,603 S *	6/2009	Murphy	D29/116.2
D596,806 S *	7/2009	Murphy	D29/116.2

D608,952 S	1/2010	Litke et al.		
D637,354 S *	5/2011	Bacon	D29/116.2
D641,108 S *	7/2011	Voravan	D29/123
D651,359 S *	12/2011	Bulan	D29/117.1
D700,747 S *	3/2014	Litke	D2/619
D738,048 S *	9/2015	Kawiya	D29/116.2

(Continued)

Primary Examiner — Caron D Veynar

Assistant Examiner — Mehri Bajoul

(74) *Attorney, Agent, or Firm* — Daniel W. Sullivan

(57) **CLAIM**

The ornamental design for a golf glove, as shown and described.

DESCRIPTION

FIG. 1 is a top perspective view of the golf glove of this invention;

FIG. 2 is an elevation view of a closed finger-tip end portion of the golf glove of this invention;

FIG. 3 is a medial side elevation view of the golf glove of this invention;

FIG. 4 is a plan view of a back portion of the golf glove of this invention;

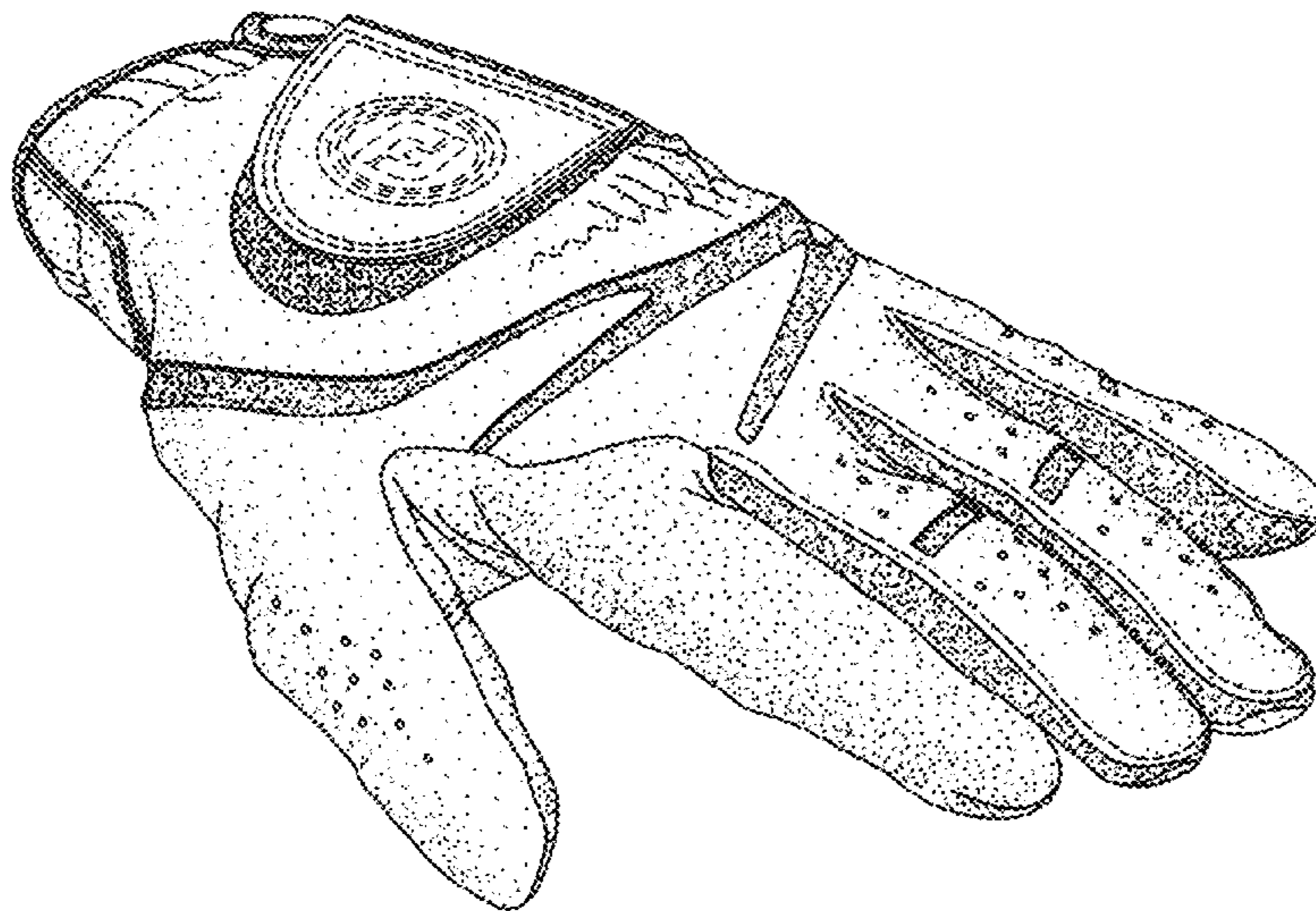
FIG. 5 is an elevation view of an open wrist end portion of the golf glove of this invention;

FIG. 6 is a plan view of a front portion of the golf glove of this invention; and,

FIG. 7 is a lateral side elevation view of the golf glove of this invention.

In the drawings, the broken lines shown encircling the logo on the fastening flap illustrate the unclaimed features of the article in which the design is embodied. Referring to FIG. 5, the broken line found within the interior portion of the glove represents the boundary line of the claimed design. All remaining broken lines represent stitching and form part of the claimed design. The different densities of stippling in the drawings illustrate a contrast in appearance.

1 Claim, 4 Drawing Sheets



(56)

References Cited

U.S. PATENT DOCUMENTS

D739,088 S * 9/2015 Litke D29/116.2
D740,494 S * 10/2015 Batista D2/619
D745,745 S * 12/2015 Bonzagni D29/116.2
2014/0289930 A1 * 10/2014 Moss A63B 71/146
2/161.4
2015/0026864 A1 * 1/2015 Bruce A63B 71/141
2/161.1
2016/0101342 A1 * 4/2016 Iacono A63B 71/146
2/161.2

* cited by examiner

FIG. 1

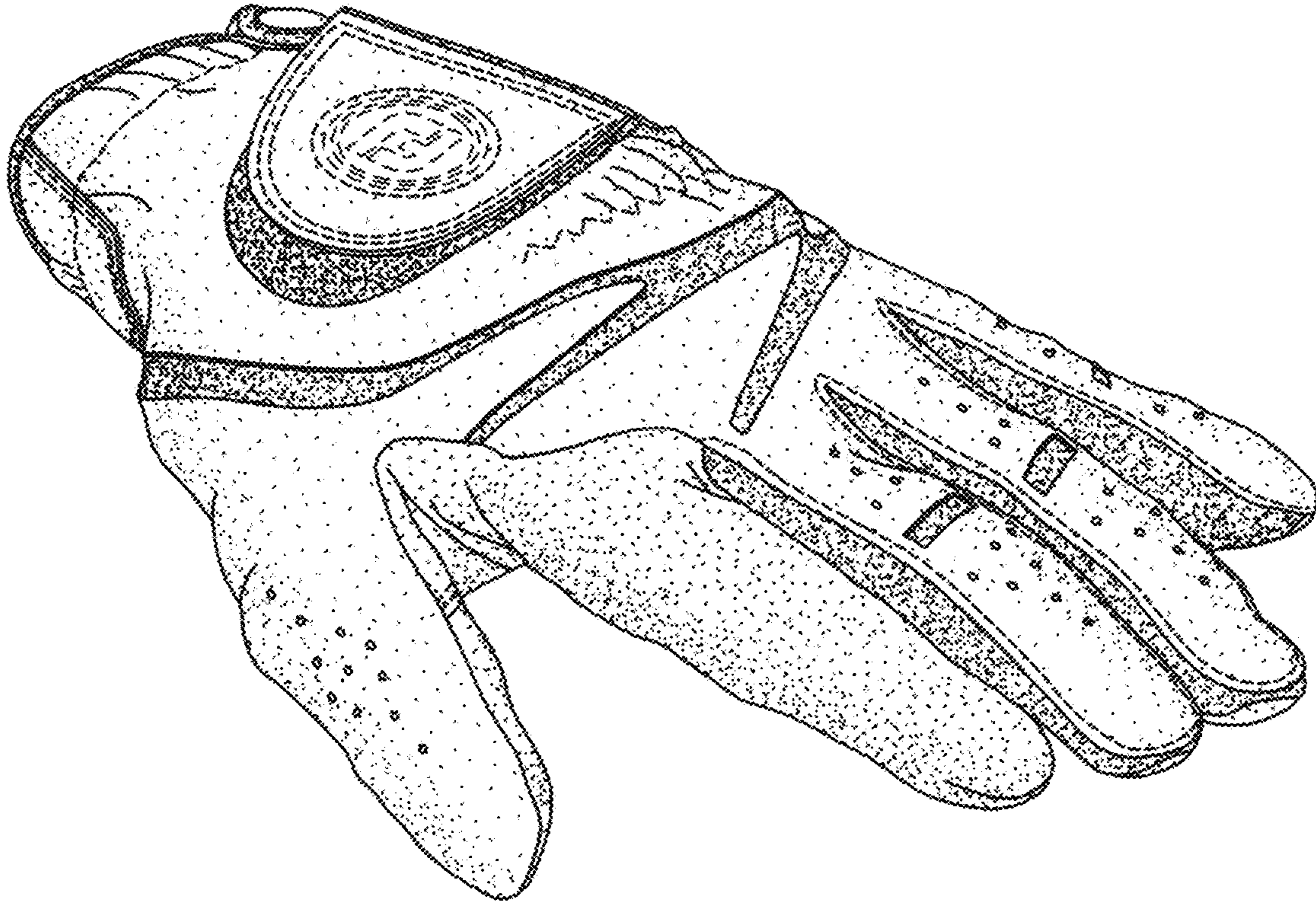
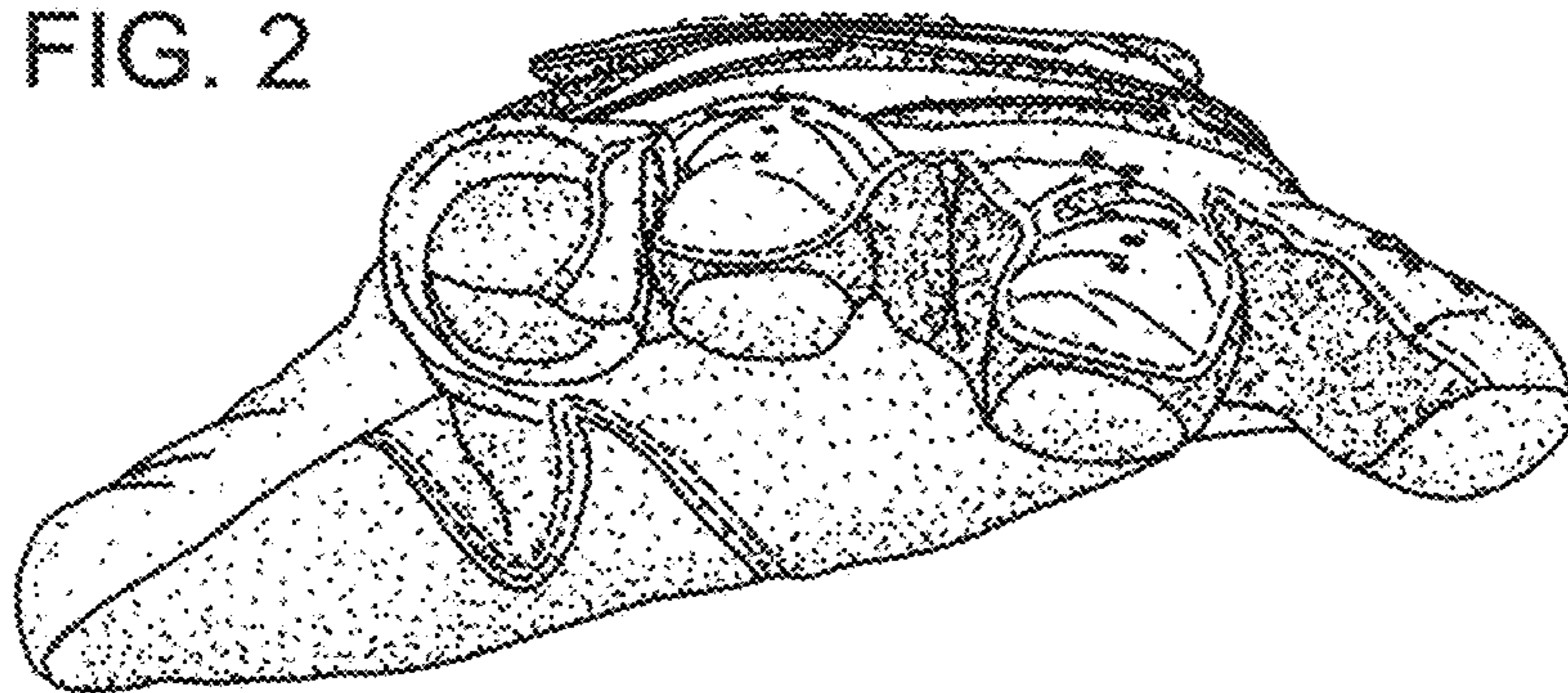


FIG. 2



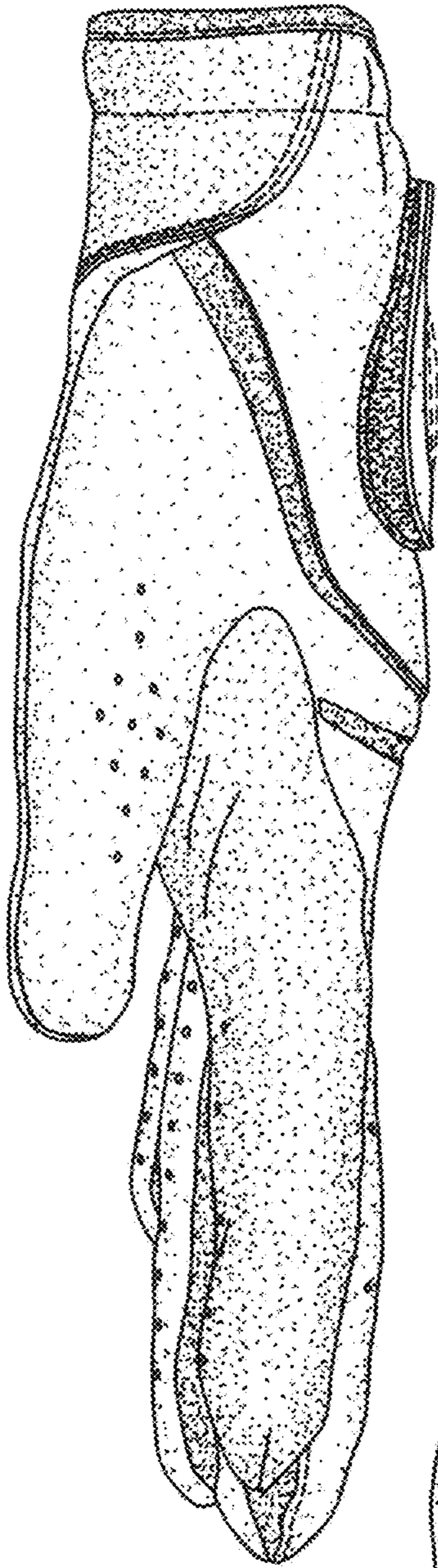
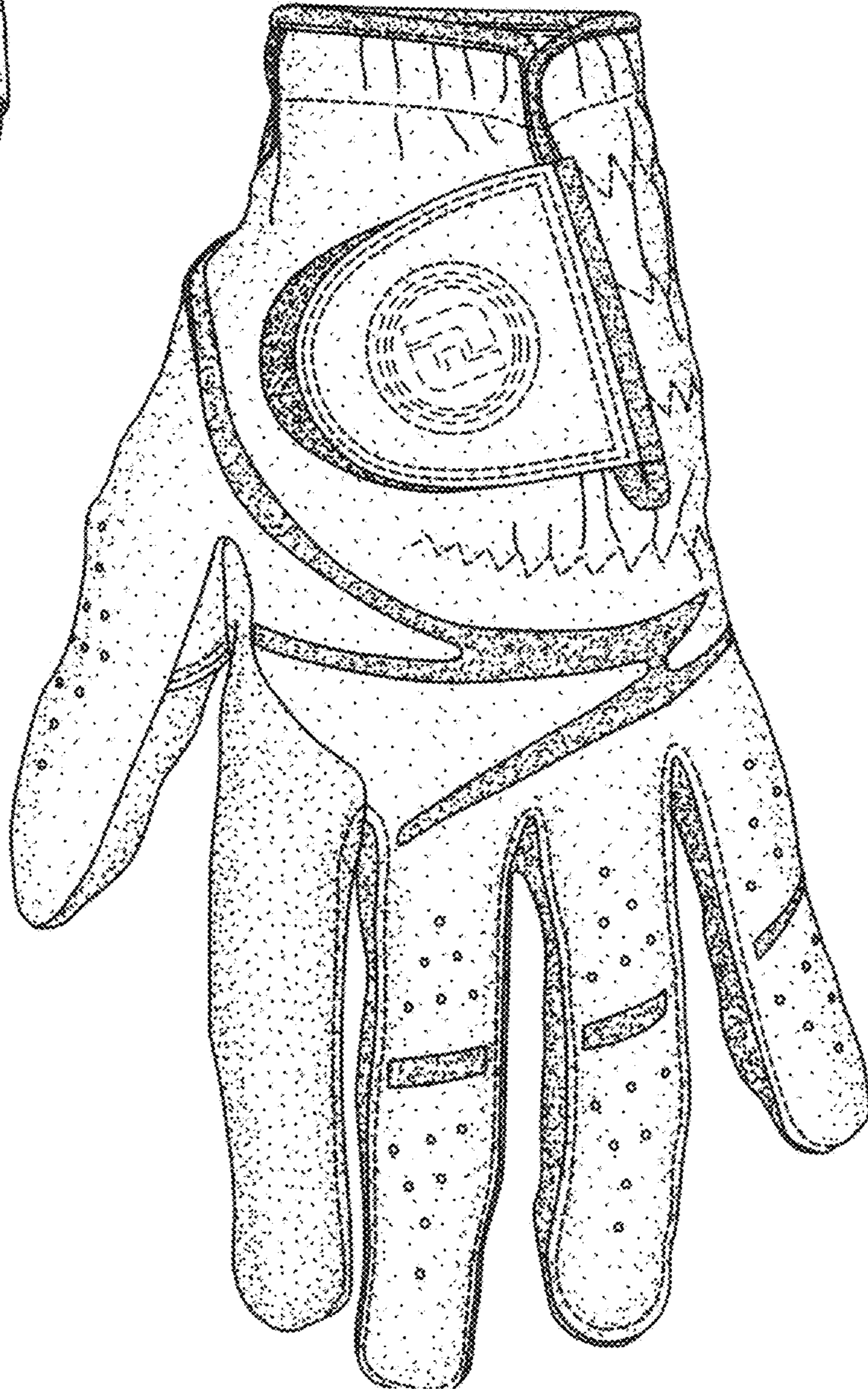


FIG. 3

FIG. 4



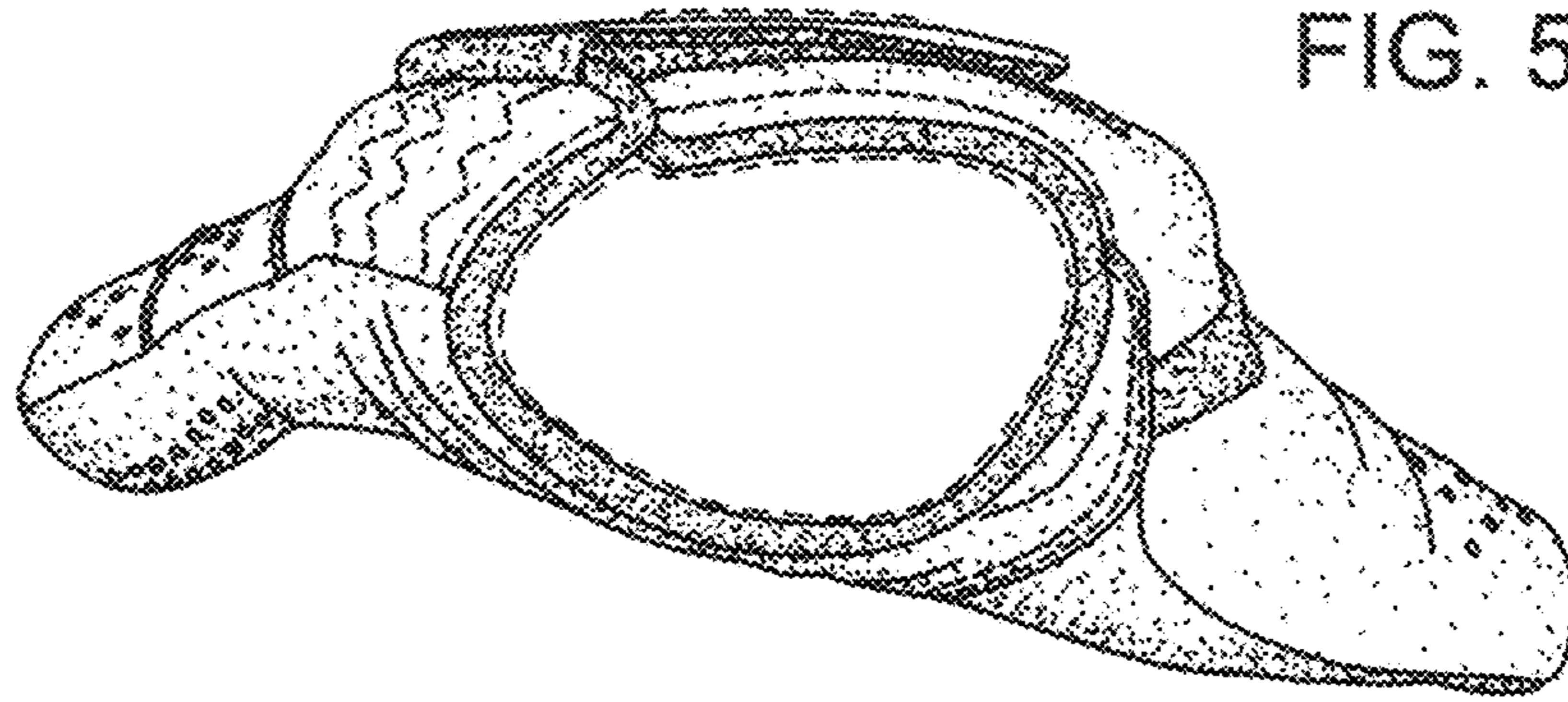


FIG. 5

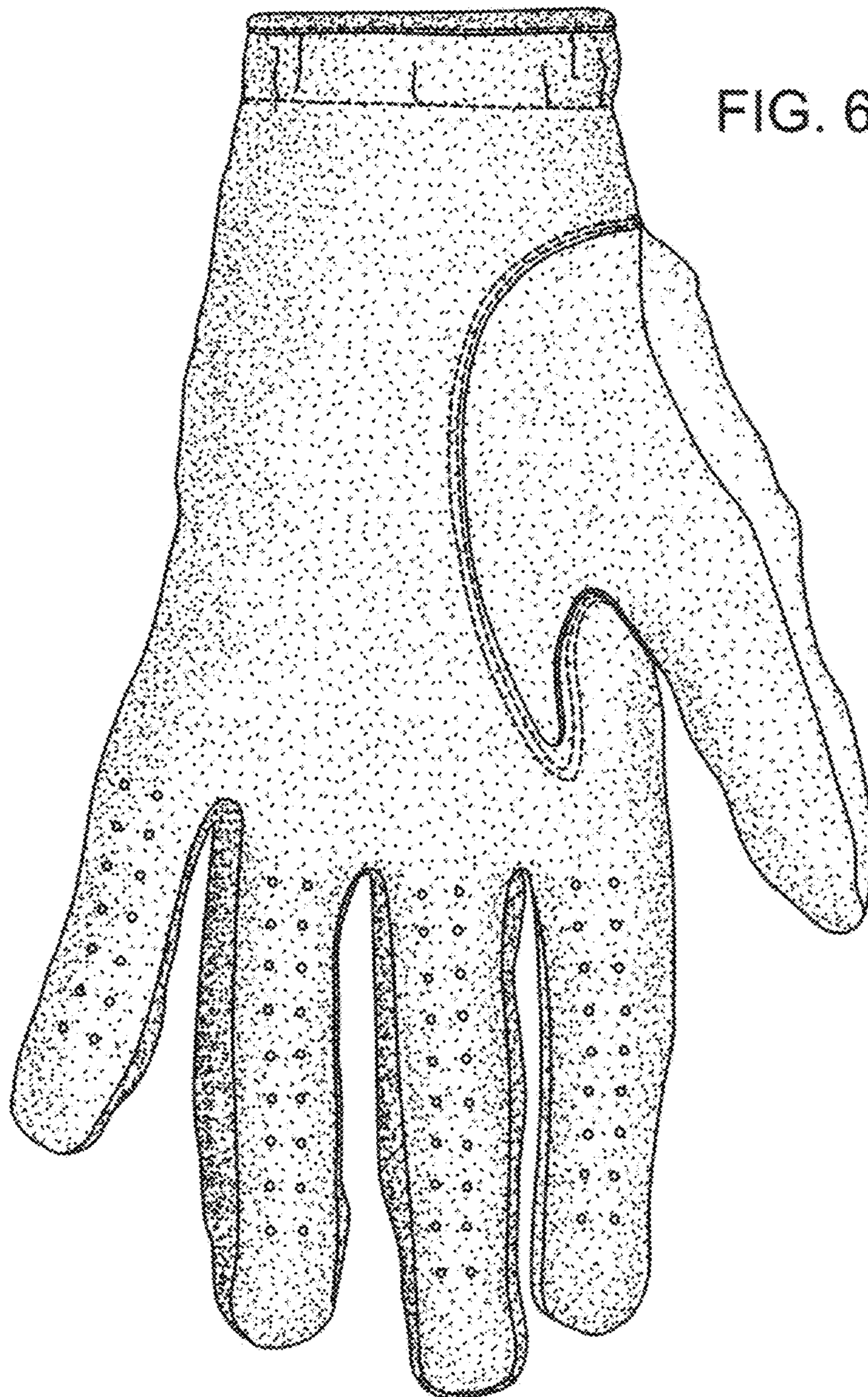


FIG. 6

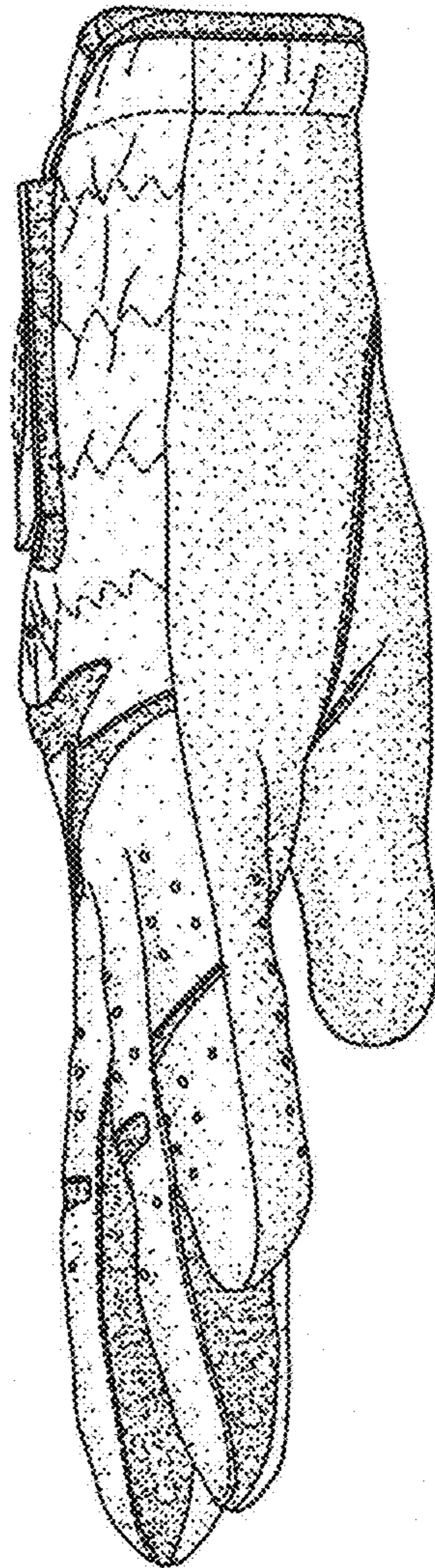


FIG. 7