



US00D794848S

(12) **United States Design Patent** (10) **Patent No.:** **US D794,848 S**
Komuro et al. (45) **Date of Patent:** **** Aug. 15, 2017**

(54) **HEADLAMP FOR AN AUTOMOBILE**

(71) Applicant: **Nissan Motor Co., Ltd.**, Yokohama, Kanagawa (JP)

(72) Inventors: **Hideo Komuro**, Tokyo (JP); **Shinichi Nakagawa**, Kanagawa (JP)

(73) Assignee: **Nissan Motor Co., Ltd.**, Yokohama (JP)

(**) Term: **15 Years**

(21) Appl. No.: **29/563,977**

(22) Filed: **May 10, 2016**

(30) **Foreign Application Priority Data**

Nov. 11, 2015 (JP) 2015-025162

(51) **LOC (10) Cl.** **26-06**

(52) **U.S. Cl.**
USPC **D26/28**

(58) **Field of Classification Search**
USPC D26/28-36; 362/80-83, 267-269, 362/459-468, 475-478, 485-487

(Continued)

(56) **References Cited**

U.S. PATENT DOCUMENTS

D528,681 S * 9/2006 Nakahara D26/28
D528,685 S * 9/2006 Yoshida D26/28

(Continued)

FOREIGN PATENT DOCUMENTS

JP D1461043 S 2/2013
JP D1465107 S 3/2013

(Continued)

Primary Examiner — Marcus Jackson

(74) *Attorney, Agent, or Firm* — Global IP Counselors, LLP

(57) **CLAIM**

The ornamental design for a headlamp for an automobile, as shown and described.

DESCRIPTION

FIG. 1 is an outside elevational view of a headlamp for an automobile in accordance with a first embodiment of our new design;

FIG. 2 is an inside elevational view of the headlamp in accordance with the first embodiment of our new design of FIG. 1;

FIG. 3 is a top plan view of the headlamp in accordance with the first embodiment of our new design of FIGS. 1 and 2; FIG. 4 is a bottom plan view of the headlamp in accordance with the first embodiment of our new design of FIGS. 1 to 3;

FIG. 5 is a front side elevational view of the headlamp in accordance with the first embodiment of our new design of FIGS. 1 to 4;

FIG. 6 is a rear side elevational view of the headlamp in accordance with the first embodiment of our new design of FIGS. 1 to 5; and,

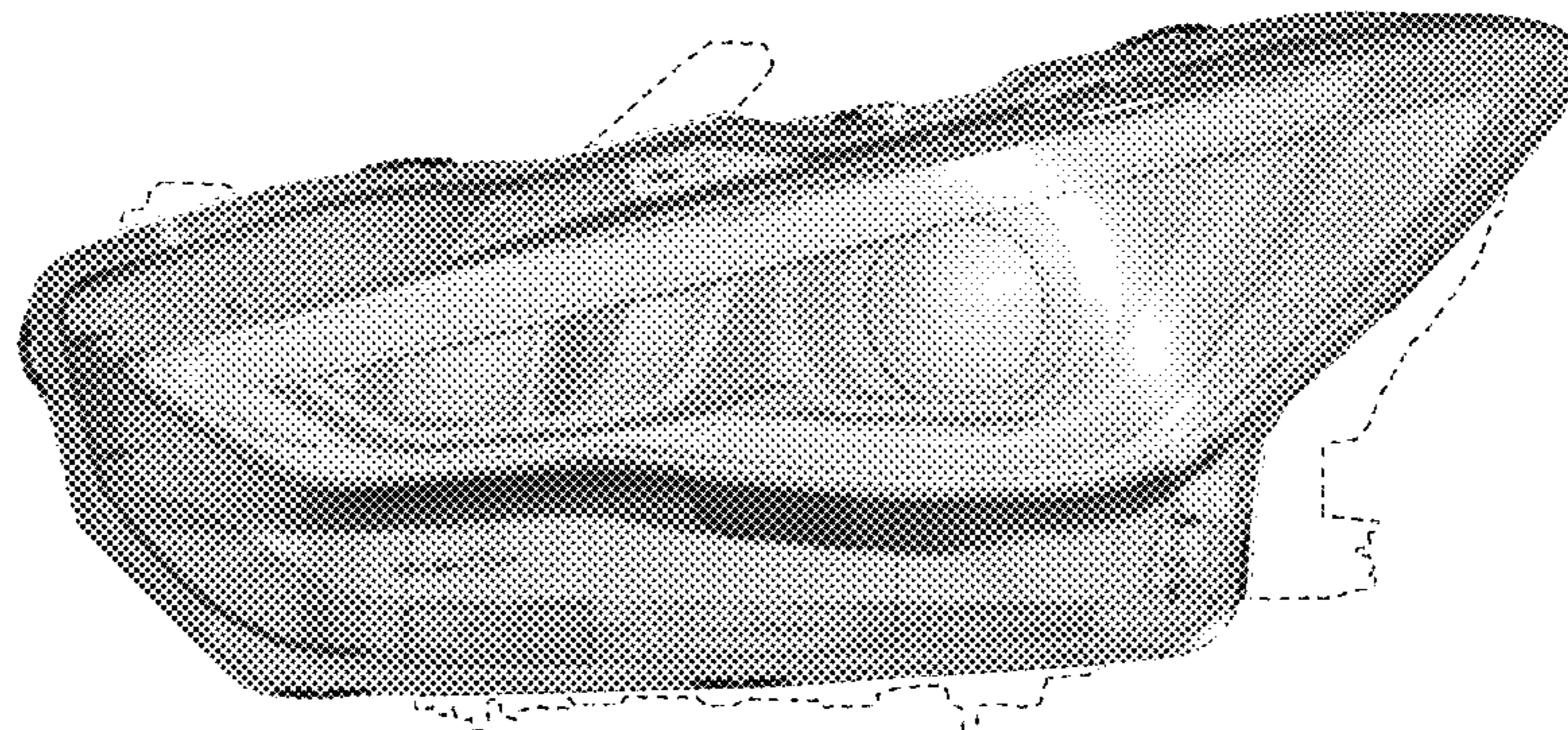
FIG. 7 is a front side perspective view of the headlamp in accordance with the first embodiment of our new design of FIGS. 1 to 6.

The inside elevational view of FIG. 2 and the rear side elevational view of FIG. 6 form no part of the claimed design. In addition, the headlamp is configured to be mounted to an automobile. The mounting structure and support structure of the headlamp, visible in FIGS. 1 to 7, form no part of the claimed design since the mounting structure and support structure are hidden when the headlamp is mounted to the automobile.

In addition, the appearance of the rear side structures and inside side structures of the headlamp as seen in FIGS. 1, 3, 4, 5 and 7 is for purpose of illustrating the boundaries of the exterior surface of the outside of the headlamp, and forms no part of the claimed design.

A second embodiment of our new design is identical to the first embodiment except that the second embodiment of our new design includes the mirror image of the headlamp shown in FIGS. 1 to 7.

1 Claim, 7 Drawing Sheets



(58) **Field of Classification Search**
 CPC F21S 48/00; F21S 48/10; F21S 48/115;
 F21S 48/225; F21S 48/1233; F21S
 48/1266; F21S 48/1388; F21S 48/2268;
 F21V 21/04
 See application file for complete search history.

(56) **References Cited**

U.S. PATENT DOCUMENTS

D544,114 S * 6/2007 Ohta D26/28
 D544,614 S * 6/2007 Markefka D26/28
 D549,857 S * 8/2007 Lin D26/28
 D561,358 S * 2/2008 Tachibana D26/28
 D675,354 S 1/2013 Sakai et al.
 D684,714 S 6/2013 Fuchigami et al.
 D695,936 S 12/2013 Ishizuka et al.
 D708,375 S 7/2014 Endo
 D752,785 S 3/2016 Horiuchi et al.

FOREIGN PATENT DOCUMENTS

JP D1465870 S 4/2013
 JP D1474630 S 7/2013
 JP D1480726 S 9/2013
 JP D1485751 S 12/2013
 JP D1485755 S 12/2013
 JP D1486656 S 12/2013
 JP D1486678 S 12/2013

JP D1461163 S 1/2014
 JP D1498531 S 6/2014
 JP D1499007 S 6/2014
 JP D1474963 S 7/2014
 JP D1475369 S 7/2014
 JP D1503981 S 8/2014
 JP D1504929 S 8/2014
 JP D1479979 S 9/2014
 JP D1486356 S 12/2014
 JP D1518111 S 2/2015
 JP D1518266 S 2/2015
 JP D1518517 S 3/2015
 JP D1524465 S 5/2015
 JP D1500192 S 6/2015
 JP D1525054 S 6/2015
 JP D1525695 S 6/2015
 JP D1526533 S 6/2015
 JP D1527822 S 6/2015
 JP D1530858 S 8/2015
 JP D1530866 S 8/2015
 JP D1531002 S 8/2015
 JP D1533190 S 9/2015
 JP D1546167 S 3/2016
 JP D1550043 S 5/2016
 JP D1540800 S 6/2016
 JP D1551307 S 6/2016
 JP D1552160 S 6/2016
 JP D1553547 S 7/2016
 JP D1555743 S 8/2016
 JP D1555759 S 8/2016

* cited by examiner

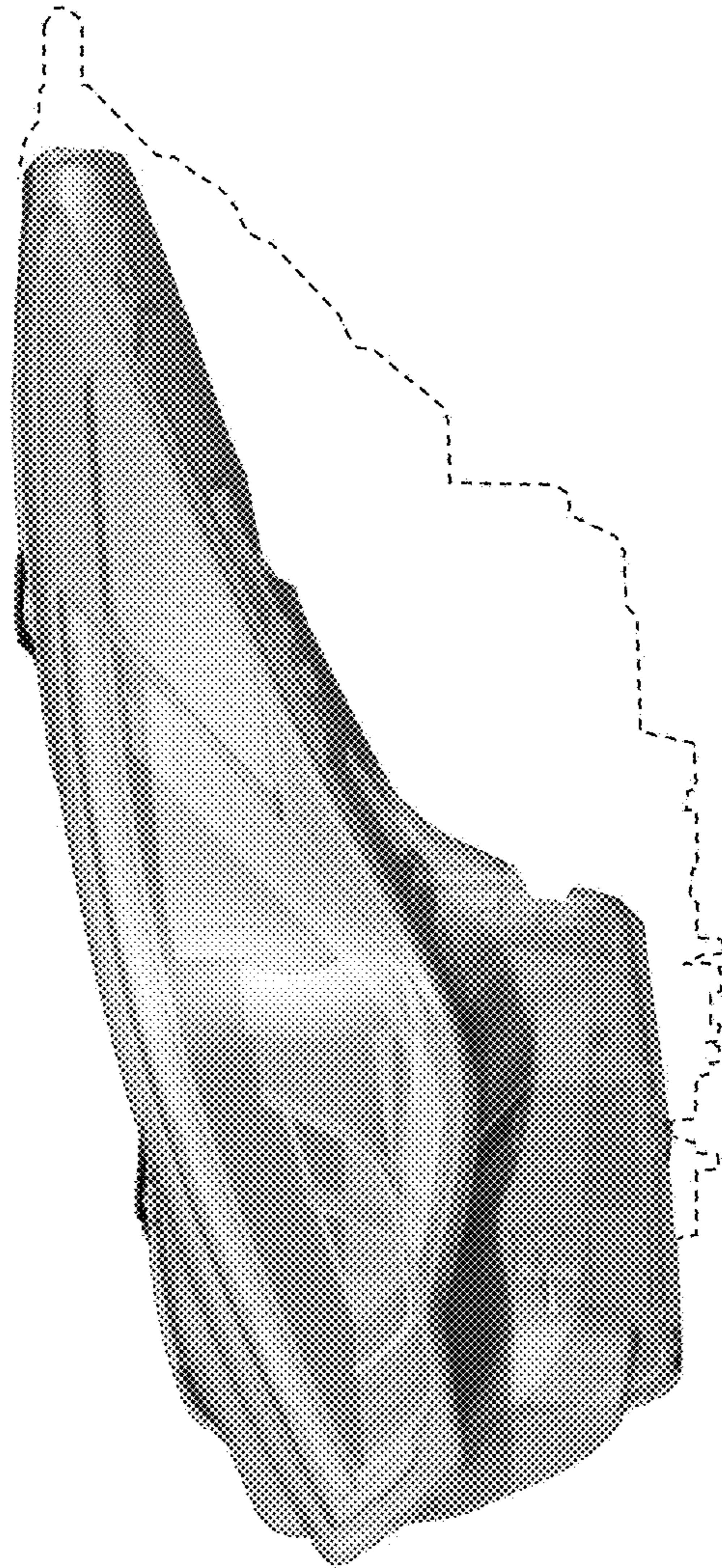


FIG. 1

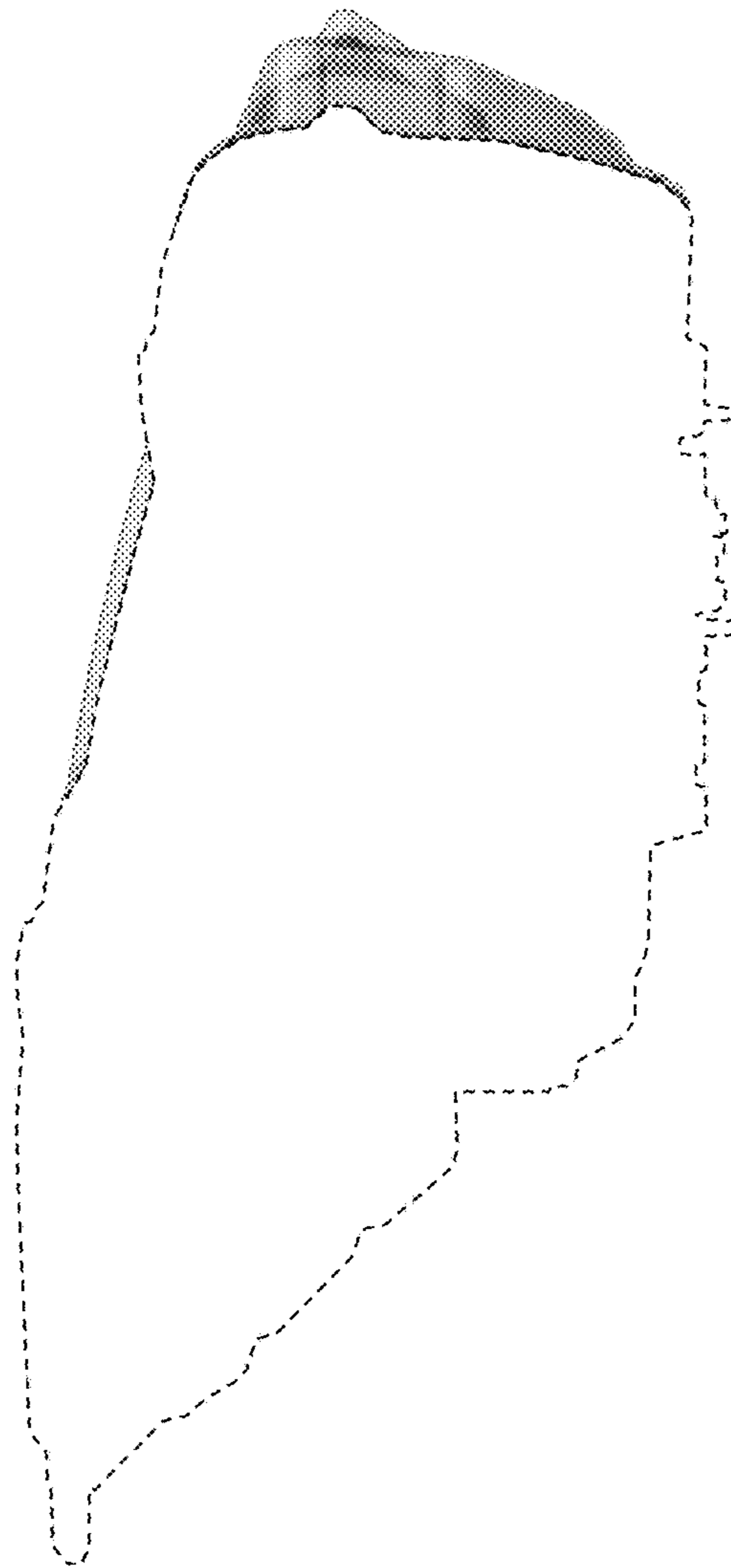


FIG. 2

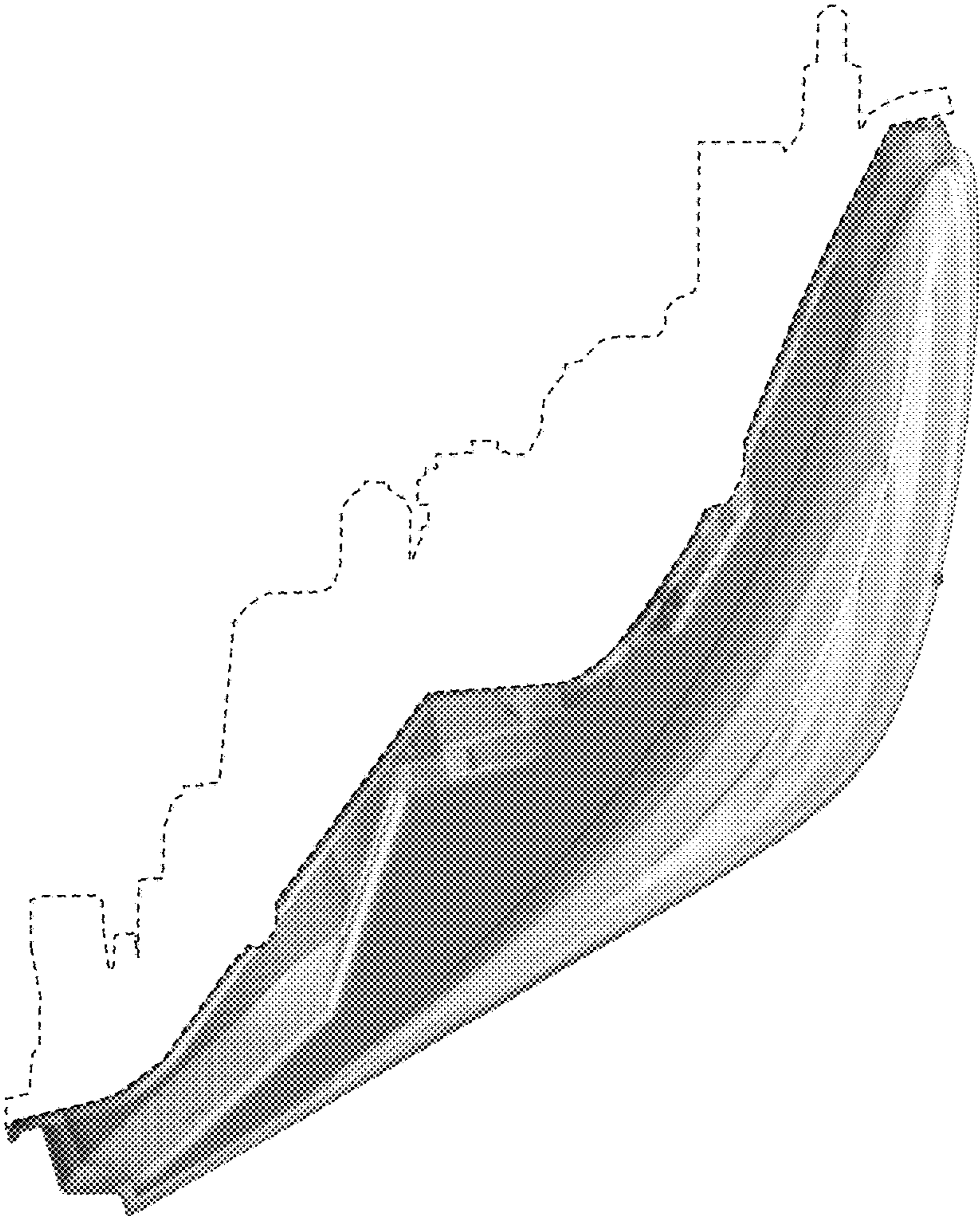


FIG. 3



FIG. 4

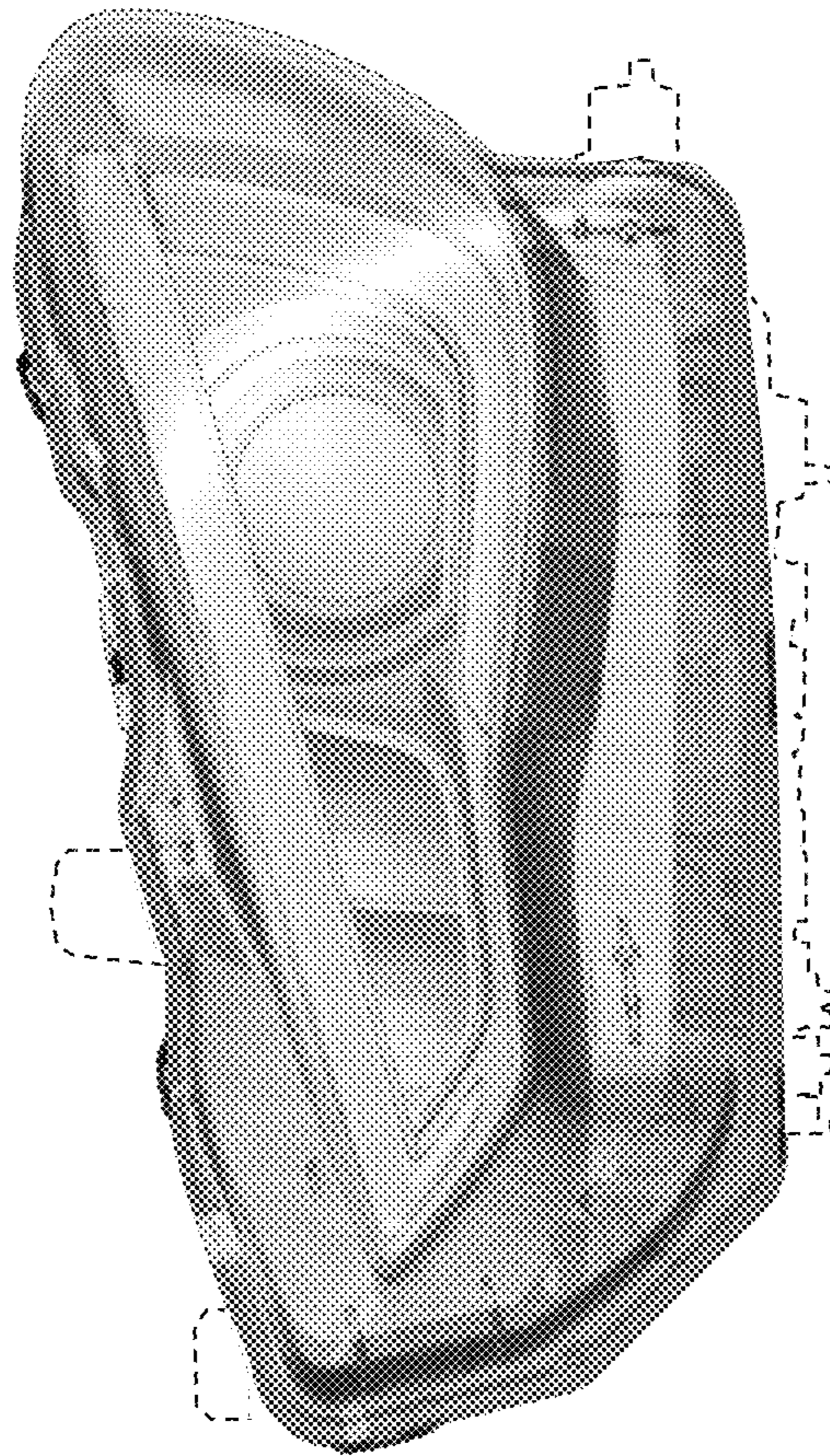


FIG. 5

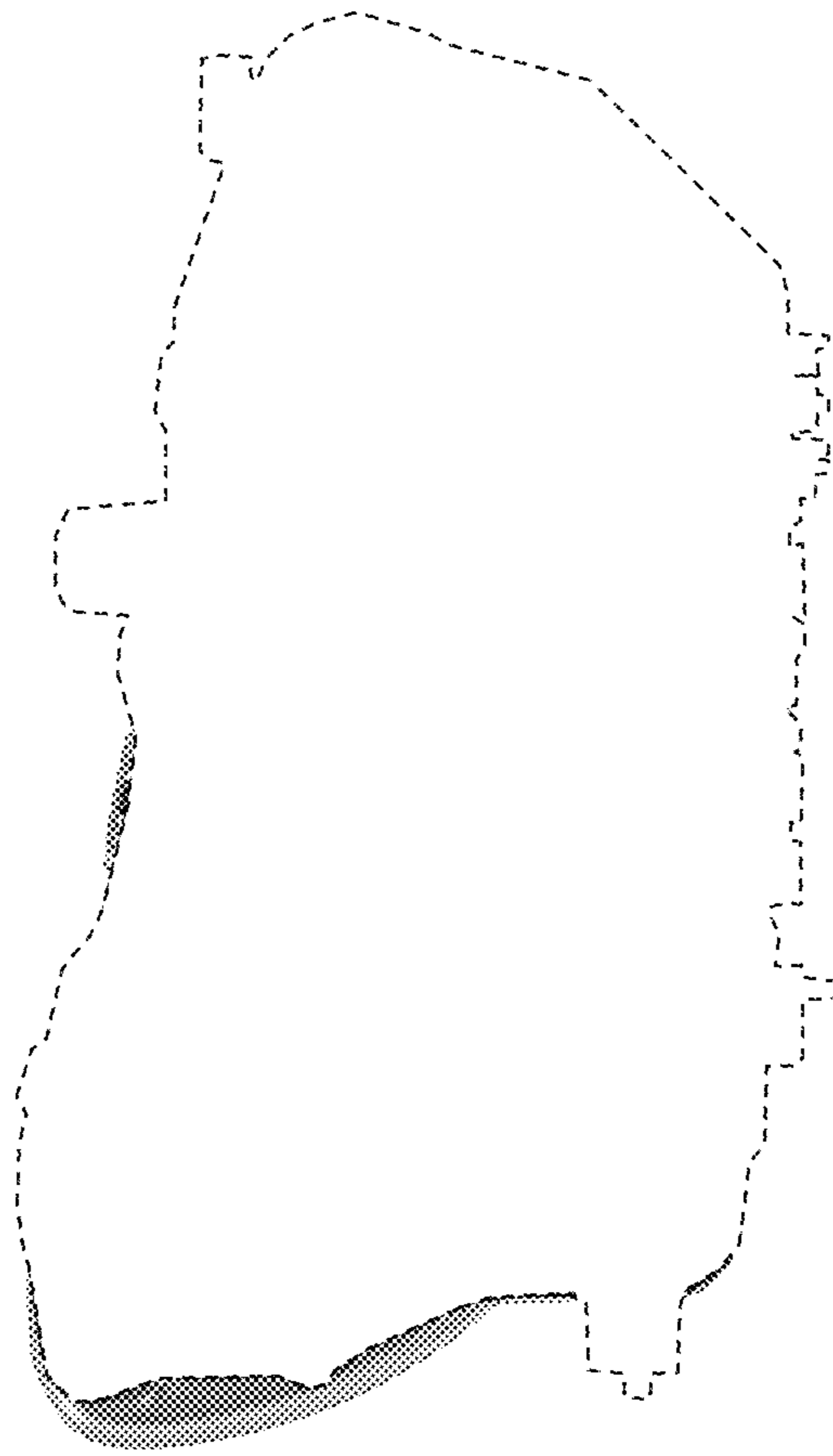


FIG. 6

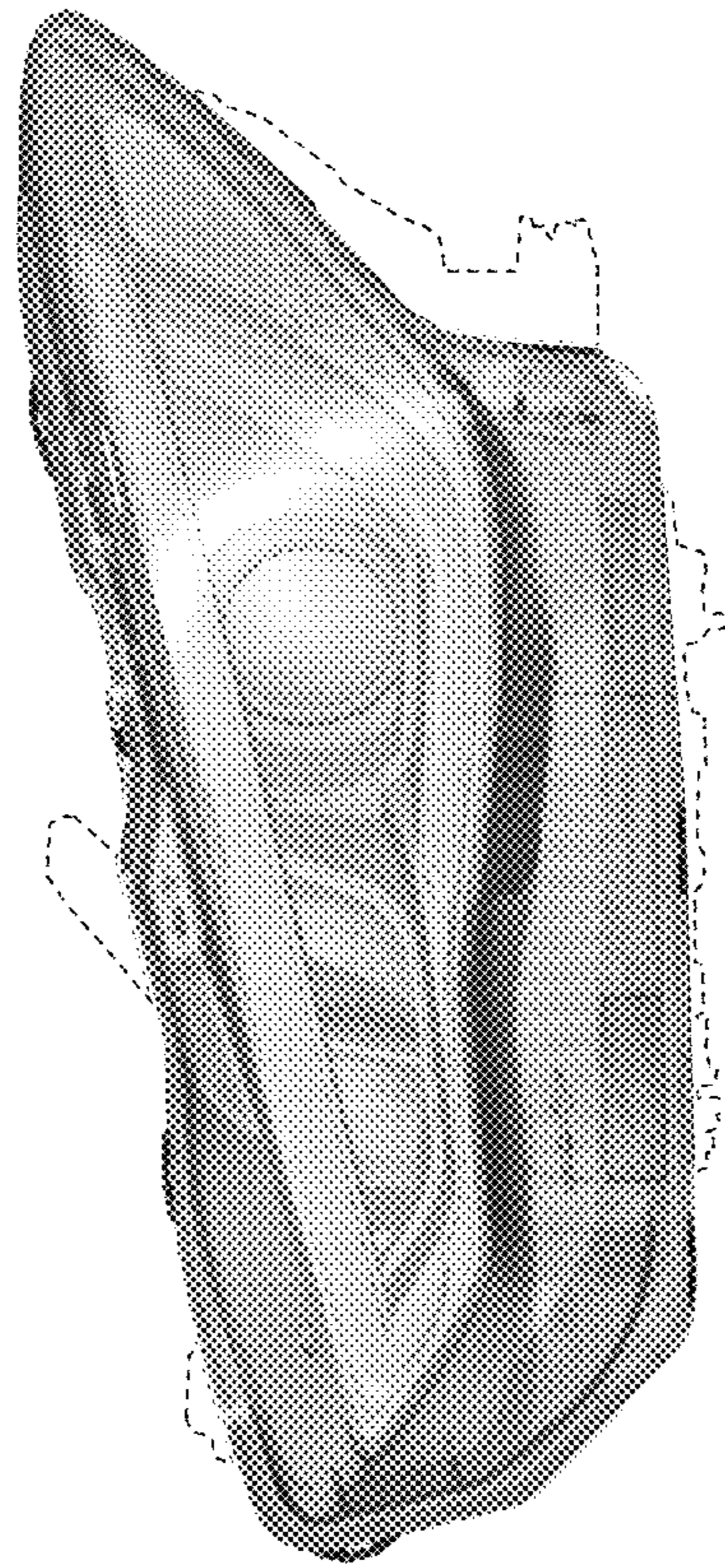


FIG. 7