



US00D794820S

(12) **United States Design Patent**
Norell

(10) **Patent No.:** **US D794,820 S**
(45) **Date of Patent:** **** Aug. 15, 2017**

- (54) **NMR TUBE**
- (71) Applicant: **Norell, Inc.**, Landisville, NJ (US)
- (72) Inventor: **Gregory B. Norell**, Morganton, NC (US)
- (73) Assignee: **NORELL, INC.**
- (**) Term: **15 Years**
- (21) Appl. No.: **29/533,168**
- (22) Filed: **Jul. 15, 2015**
- (51) **LOC (10) Cl.** **24-02**
- (52) **U.S. Cl.**
USPC **D24/224**
- (58) **Field of Classification Search**
USPC D24/107, 216, 224, 226, 227, 230, 232;
D7/300, 300.2; 324/300, 320, 321, 322;
600/300, 398, 400-425
CPC G01V 3/00; G01R 33/30
See application file for complete search history.

- 7,075,303 B2 * 7/2006 Cavaluzzi G01R 33/30
324/321
- 8,098,069 B1 * 1/2012 Bez G01R 33/307
324/318
- 8,421,458 B2 * 4/2013 Lowery, Jr. G01R 33/30
324/307
- D749,884 S * 2/2016 Martins D24/224
- D768,868 S * 10/2016 Inoue D24/216
- 2009/0128151 A1 * 5/2009 Norell G01R 33/30
324/321
- 2012/0194194 A1 * 8/2012 Norell G01R 33/30
324/321

* cited by examiner

Primary Examiner — Susan Bennett Hattan
Assistant Examiner — Rebecca Tsehaye
(74) *Attorney, Agent, or Firm* — The Belles Group, P.C.

(57) **CLAIM**

The ornamental design for a NMR tube, substantially as shown and described.

DESCRIPTION

FIG. 1 is a front top perspective view of a NMR tube in accordance with the present design;
FIG. 2 is a front view thereof;
FIG. 3 is a back view thereof;
FIG. 4 is right view thereof;
FIG. 5 is a left view thereof;
FIG. 6 is a top view thereof; and,
FIG. 7 is a bottom view thereof.

1 Claim, 2 Drawing Sheets

(56) **References Cited**

U.S. PATENT DOCUMENTS

- D325,444 S * 4/1992 Murashita D24/224
- D332,198 S * 1/1993 Goodman, Jr. D7/300.2
- D371,269 S * 7/1996 Shattuck D7/300.2
- 6,054,857 A * 4/2000 Doty G01R 33/307
324/321
- 6,917,201 B2 * 7/2005 de Swiet G01R 33/307
324/321




FIG. 1



FIG. 2

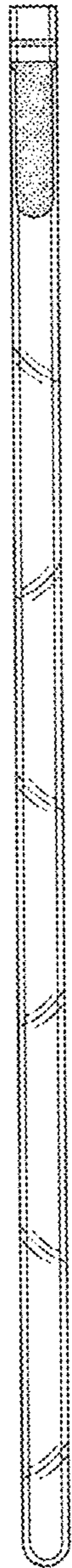


FIG. 3

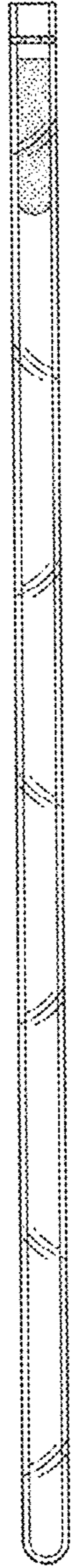


FIG. 4



FIG. 5

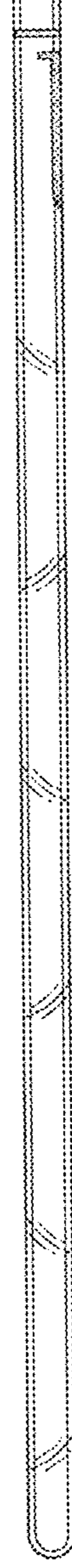


FIG. 6



FIG. 7

