



US00D794819S

(12) **United States Design Patent**
Yi et al.

(10) **Patent No.:** **US D794,819 S**

(45) **Date of Patent:** **** Aug. 15, 2017**

(54) **ANALYSIS CARTRIDGE**

(71) Applicant: **Illumina, Inc.**, San Diego, CA (US)

(72) Inventors: **Uichong Brandon Yi**, Cary, NC (US);
Vijay Srinivasan, San Diego, CA (US);
Jarred DeVille, Raleigh, NC (US);
Erik Allegoren, San Diego, CA (US);
Brent Nobles, Carrboro, NC (US)

(73) Assignee: **Illumina, Inc.**, San Diego, CA (US)

(**) Term: **14 Years**

(21) Appl. No.: **29/509,529**

(22) Filed: **Nov. 18, 2014**

(51) **LOC (10) Cl.** **24-02**

(52) **U.S. Cl.**
USPC **D24/224**

(58) **Field of Classification Search**
USPC D24/121, 216, 222-232; D10/78, 81,
D10/103; 422/408, 430, 501-504, 68.1,
422/547, 67; 436/163, 164, 169;
435/6.16, 91.1, 6.11, 287.2; 600/583-584
CPC ... B01J 19/0046; G01N 31/221; G01N 31/22;
G01N 21/8483; G01N 21/6428; G01N
21/07; G01N 21/774; G01N 35/00; B01L
2400/0406; B01L 9/54; B01L 2300/0816;
B01L 3/502707; B01L 3/5025; B01L
3/502715; C12Q 1/6846

See application file for complete search history.

(56) **References Cited**

U.S. PATENT DOCUMENTS

D252,157 S *	6/1979	Kronish	D24/226
D254,687 S *	4/1980	Fadler	D24/216
D284,699 S *	7/1986	Jolley	D24/226
D302,294 S *	7/1989	Hillman	D24/223
D324,426 S *	3/1992	Fan	D24/223

D328,135 S *	7/1992	Fan	D24/216
D351,913 S *	10/1994	Hieb	D24/223
D382,647 S *	8/1997	Staples	D24/216
D420,743 S *	2/2000	Monks	D24/224
D461,906 S *	8/2002	Pham	D24/225
D463,031 S *	9/2002	Slomski	D24/216
D469,544 S *	1/2003	Lafond	D24/224
D530,021 S *	10/2006	Muraca	D24/226
D561,623 S *	2/2008	Ogura	D10/81
D562,165 S *	2/2008	Ogura	D10/81
D566,291 S *	4/2008	Parunak	D24/224
D574,506 S *	8/2008	Monks	D24/224
D605,064 S *	12/2009	Karaki	D10/103
D621,060 S *	8/2010	Handique	D24/225
7,998,708 B2 *	8/2011	Handique	B01L 3/502715 435/91.1

(Continued)

Primary Examiner — Ian Simmons

Assistant Examiner — Mark Cavanna

(74) *Attorney, Agent, or Firm* — Knobbe Martens Olson
& Bear LLP

(57) **CLAIM**

The ornamental design for an analysis cartridge, as shown and described.

DESCRIPTION

FIG. 1 is a perspective view of an analysis cartridge in accordance with the present invention.

FIG. 2 is a top view of the analysis cartridge of FIG. 1.

FIG. 3 is a bottom view of the analysis cartridge of FIG. 1.

FIG. 4 is a front view of the analysis cartridge of FIG. 1.

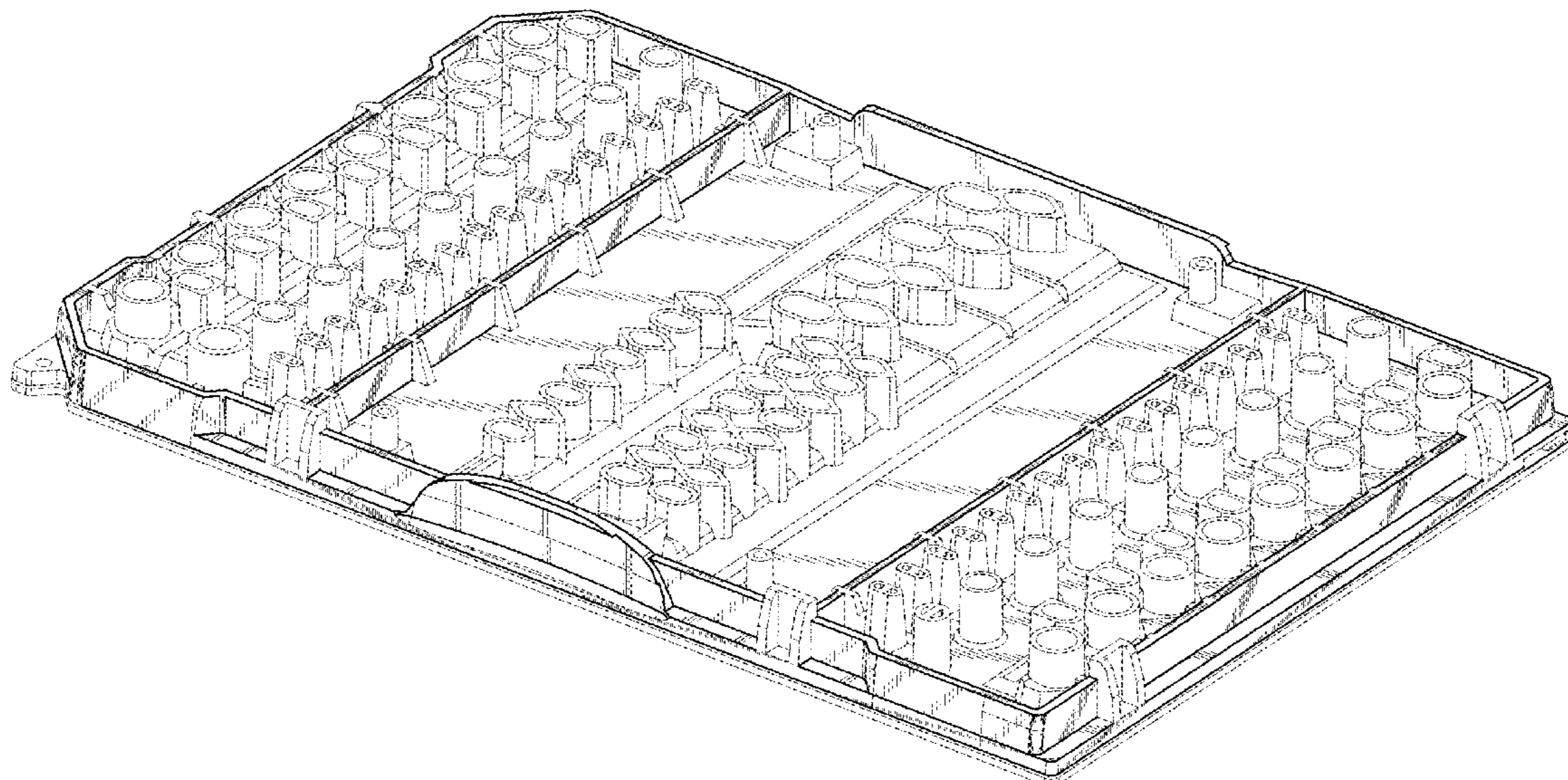
FIG. 5 is a back view of the analysis cartridge of FIG. 1.

FIG. 6 is a left end view of the analysis cartridge of FIG. 1; and,

FIG. 7 is a right end view of the analysis cartridge of FIG. 1.

Broken lines are used to illustrate features of the analysis cartridge which form no part of the claimed design.

1 Claim, 5 Drawing Sheets



(56)

References Cited

U.S. PATENT DOCUMENTS

8,105,783 B2 * 1/2012 Handique B01L 3/5025
435/6.1
D663,434 S * 7/2012 Cao D24/216
D669,191 S * 10/2012 Handique D24/225
D669,594 S * 10/2012 Cao D24/216
D673,293 S * 12/2012 Demas D24/226
D674,112 S * 1/2013 Demas D24/226
D676,145 S * 2/2013 Kouge D24/225
8,383,039 B2 * 2/2013 Zhou C12Q 1/6846
422/501
D679,024 S * 3/2013 Kouge D24/225
D690,216 S * 9/2013 O'Bear D10/81
D691,733 S * 10/2013 Demas D24/226
D710,024 S * 7/2014 Guo D24/230
D726,330 S * 4/2015 Hurst D24/227
D728,818 S * 5/2015 Burroughs D24/230
D729,404 S * 5/2015 Teich D24/230
D729,942 S * 5/2015 Keizer D24/226
D730,537 S * 5/2015 Burroughs D24/226
9,040,288 B2 * 5/2015 Handique B01L 3/5027
435/287.2
D732,186 S * 6/2015 Burroughs D24/226
D733,313 S * 6/2015 Kouge D24/225
D738,526 S * 9/2015 Huang D24/224
2006/0153735 A1 * 7/2006 Nagaoka G01N 21/07
422/547
2006/0166233 A1 * 7/2006 Wu B01L 3/502707
435/6.16
2009/0130719 A1 * 5/2009 Handique B01L 3/5025
422/68.1
2010/0150781 A1 * 6/2010 Ervin G01N 21/774
422/67
2014/0017124 A1 * 1/2014 Lee G01N 35/00
422/68.1

* cited by examiner

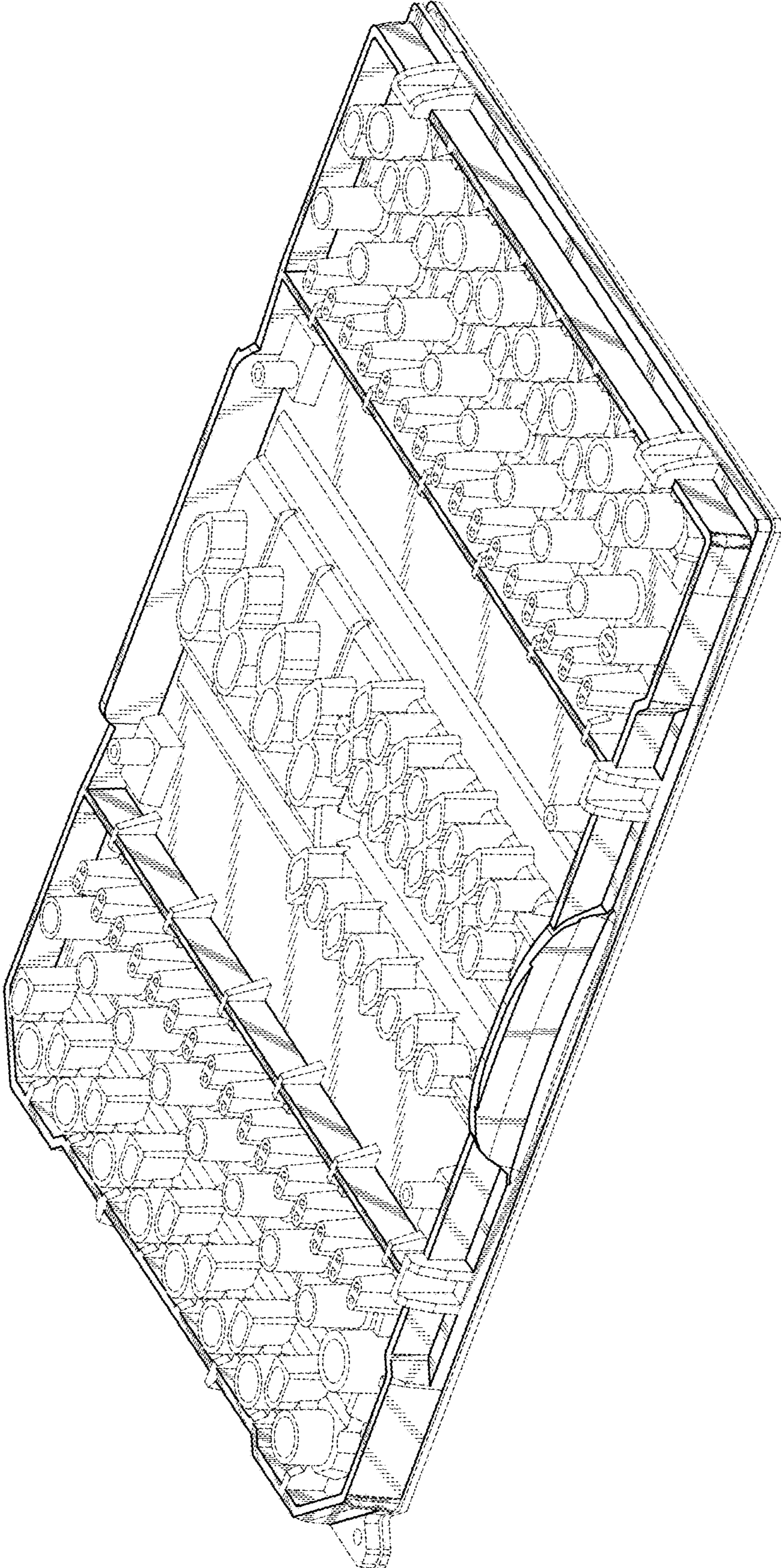


FIG. 1

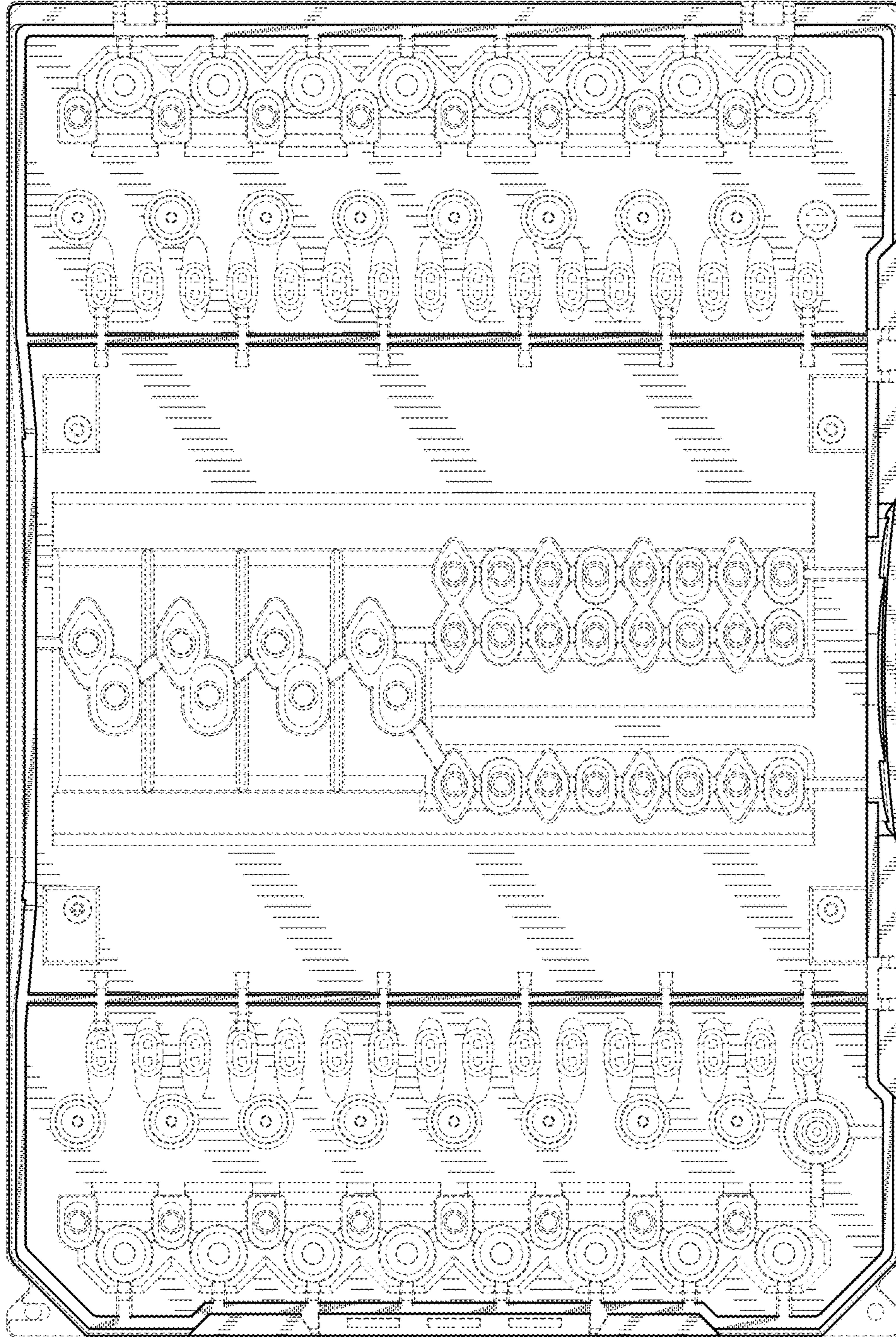


FIG. 2




FIG. 3




FIG. 4




FIG. 5




FIG. 6

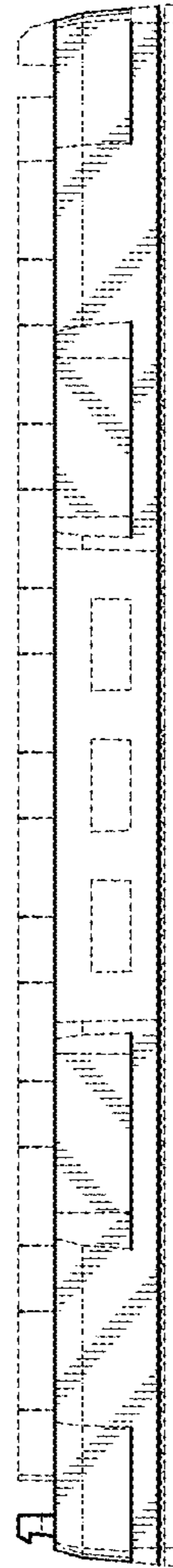


FIG. 7