

US00D794794S

(12) **United States Design Patent** (10) **Patent No.:** **US D794,794 S**
Yaremchuk (45) **Date of Patent:** **** Aug. 15, 2017**

(54) **CRANIAL IMPLANT**
(71) Applicant: **Michael J. Yaremchuk**, Lynnfield, MA (US)
(72) Inventor: **Michael J. Yaremchuk**, Lynnfield, MA (US)

(**) Term: **15 Years**

(21) Appl. No.: **29/546,742**

(22) Filed: **Nov. 25, 2015**

(51) **LOC (10) Cl.** **24-02**

(52) **U.S. Cl.**
USPC **D24/155**

(58) **Field of Classification Search**
USPC D24/155-157
CPC A61B 17/8061; A61B 17/7059; A61B 17/8052; A61B 17/8605; A61B 17/8085; A61B 17/809; A61B 17/8014; A61B 17/8033; A61B 17/8004; A61B 17/888; A61B 17/842; A61B 17/8023; A61B 17/8009; A61B 17/86; A61B 17/1739; A61B 17/8066; A61B 17/1671; A61B 17/1757; A61B 17/8071; A61B 17/176; A61B 2017/1782; A61B 2017/1775
See application file for complete search history.

(56) **References Cited**

U.S. PATENT DOCUMENTS

D765,843 S * 9/2016 Breault D24/155
2011/0046682 A1* 2/2011 Stephan A61B 17/686
606/305

2012/0330427 A1* 12/2012 Yaremchuk A61F 2/0059
623/17.18
2014/0194720 A1* 7/2014 Hua A61B 5/6865
600/378
2015/0320560 A1* 11/2015 Mulliken A61F 2/2875
623/17.19

* cited by examiner

Primary Examiner — Charles Hanson

(74) *Attorney, Agent, or Firm* — Goodwin Procter LLP

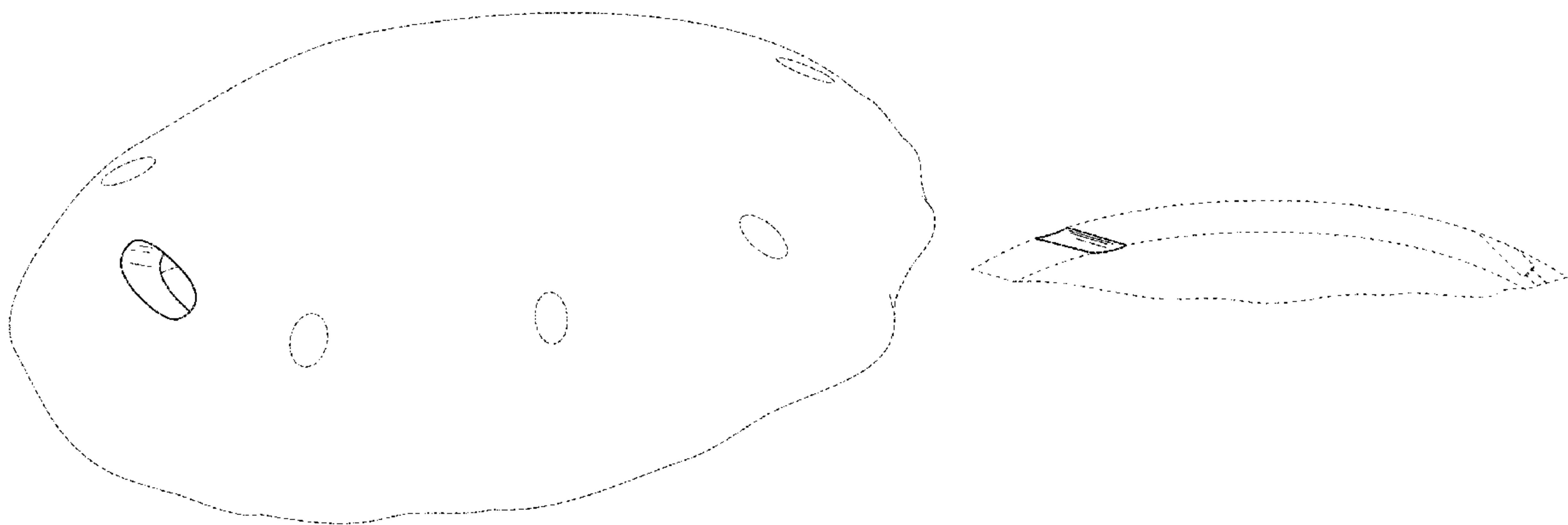
(57) **CLAIM**

The ornamental design for a cranial implant, as shown and described.

DESCRIPTION

FIG. 1 is a top perspective view of a cranial implant with a drain port;
FIG. 2 is a top view of the cranial implant;
FIG. 3 is a bottom view of the cranial implant;
FIG. 4 is a right side view of the cranial implant;
FIG. 5 is a left side view of cross-section 5-5 in FIG. 2;
FIG. 6 is a left side view of the cranial implant;
FIG. 7 is a front view of the cranial implant; and,
FIG. 8 is a back view of the cranial implant.
Broken lines shown in the drawings of a cranial implant illustrate the environment of the claimed design and form no part of the claimed design.

1 Claim, 3 Drawing Sheets



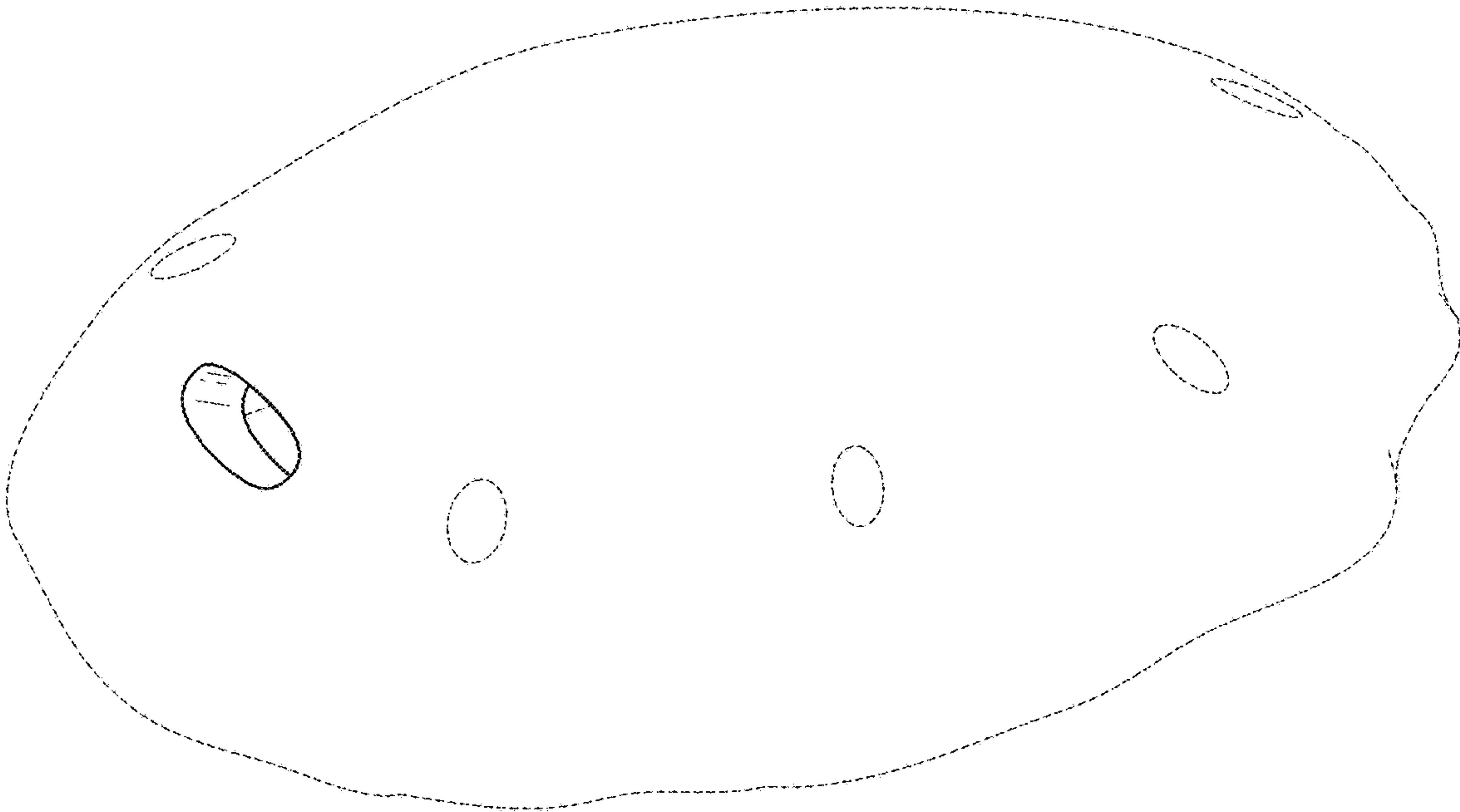


FIG. 1

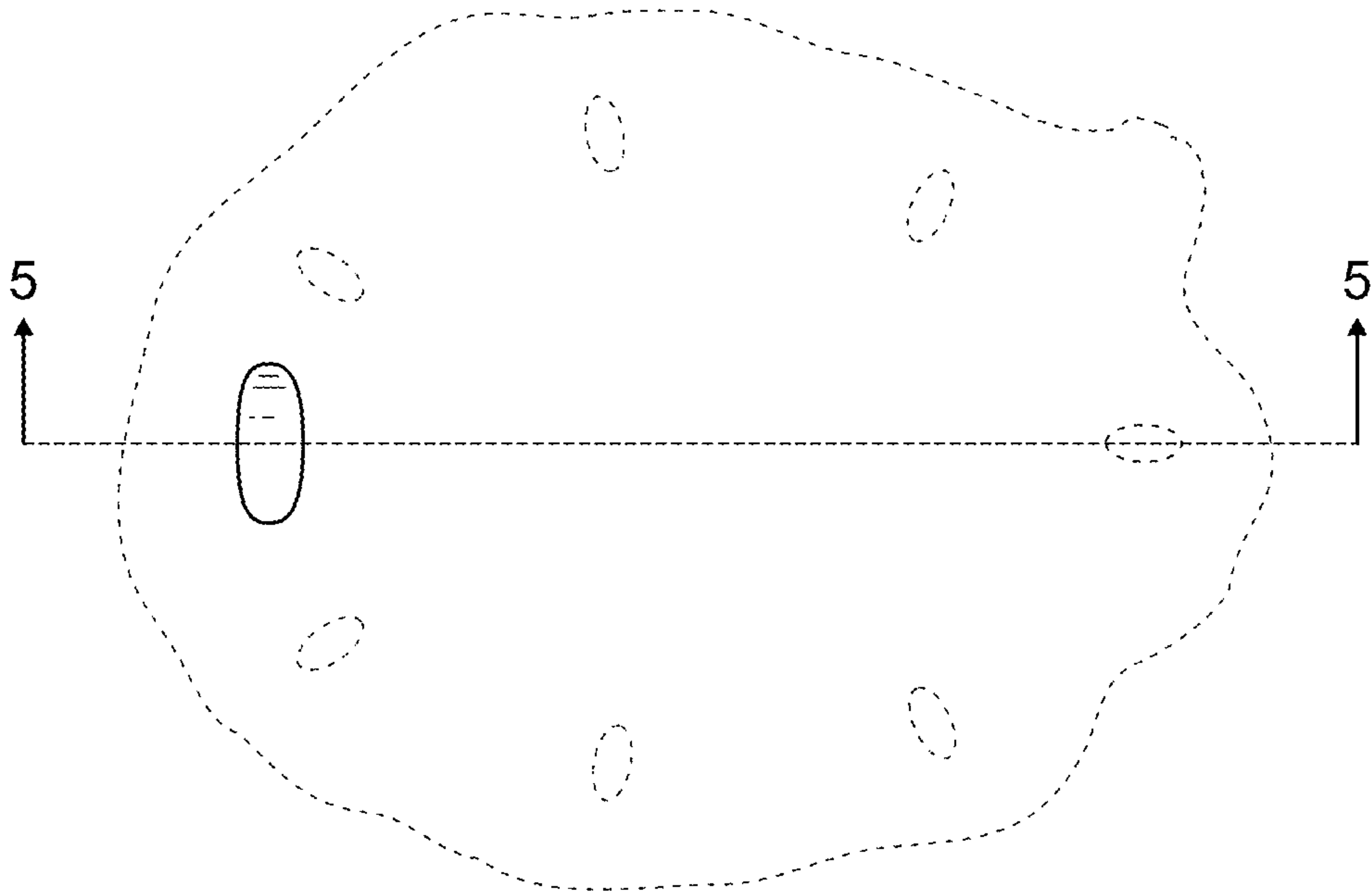


FIG. 2

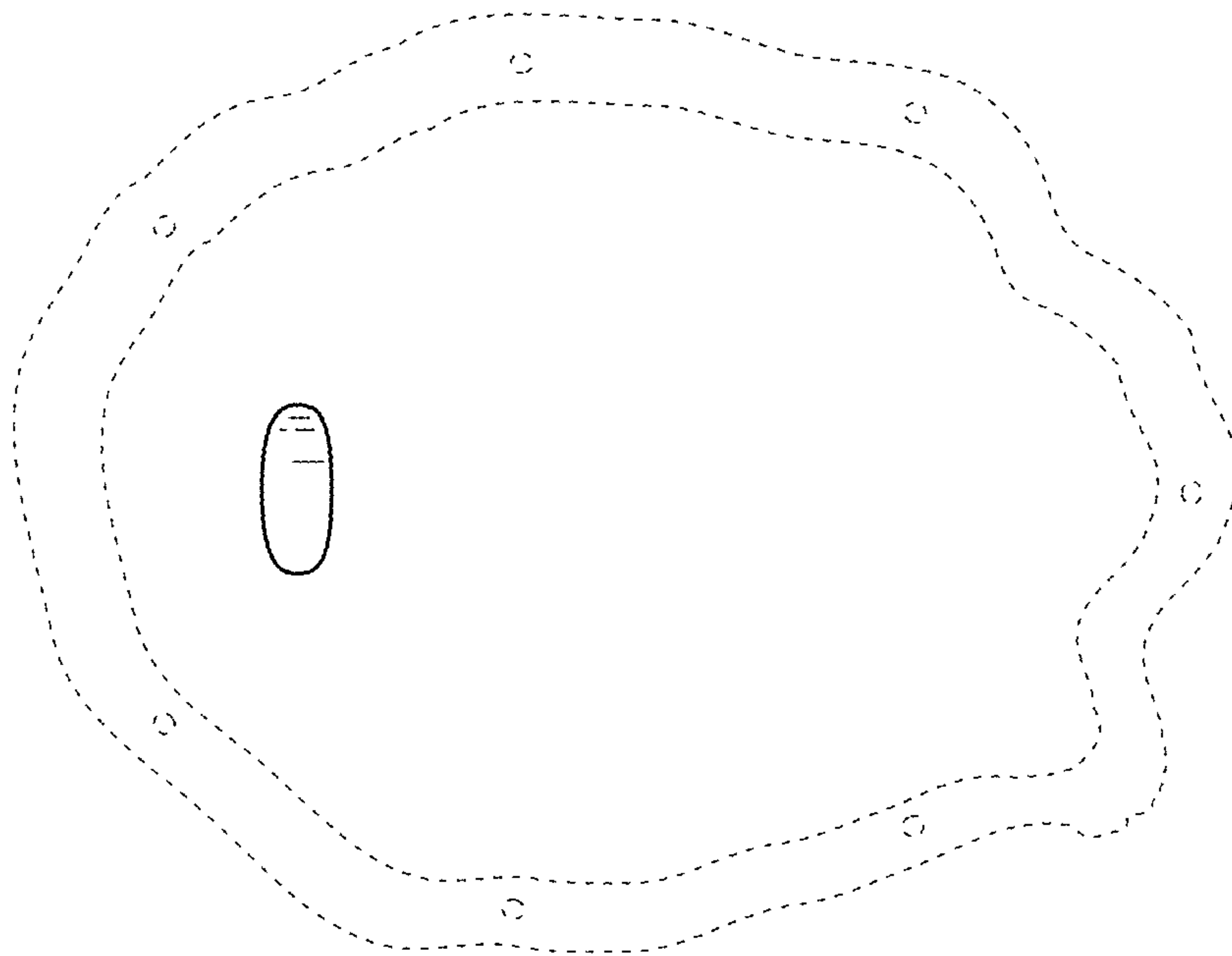


FIG. 3

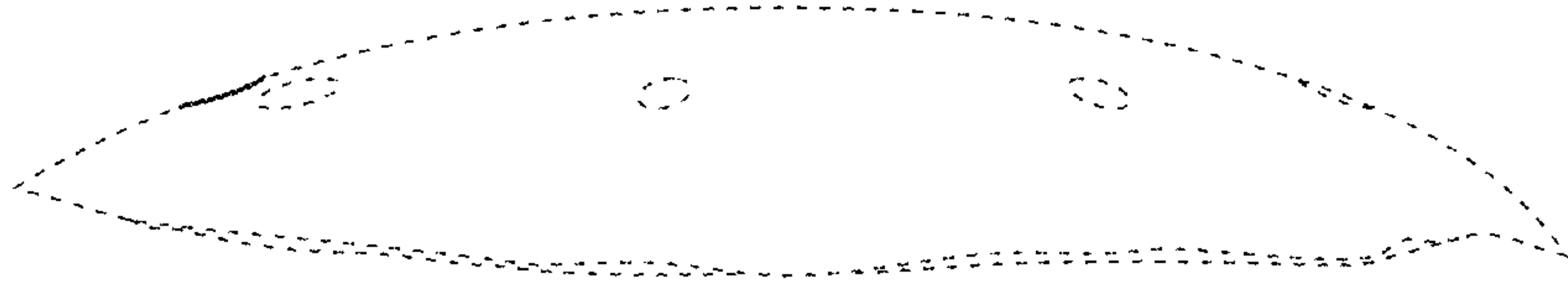


FIG. 6

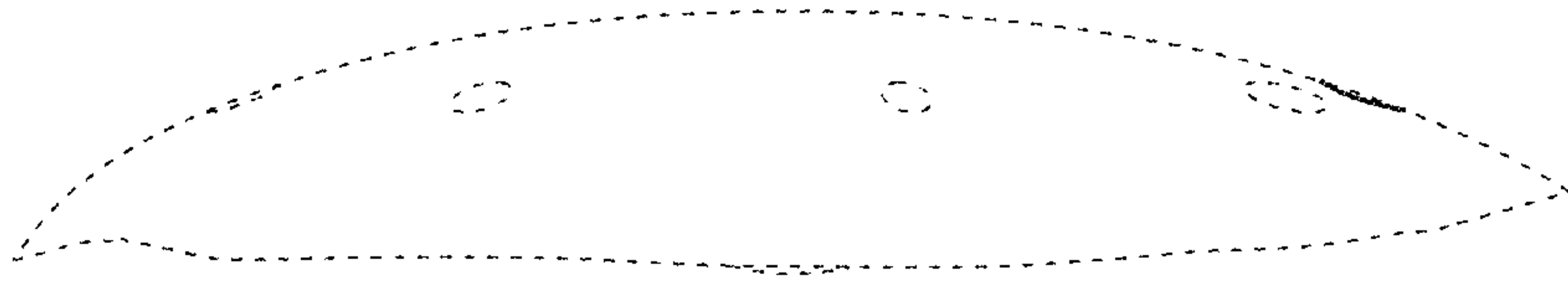


FIG. 4

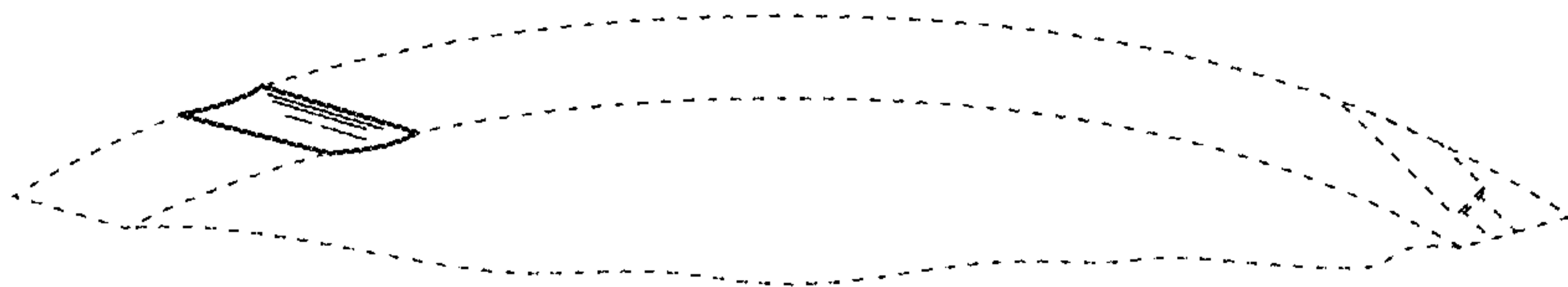


FIG. 5

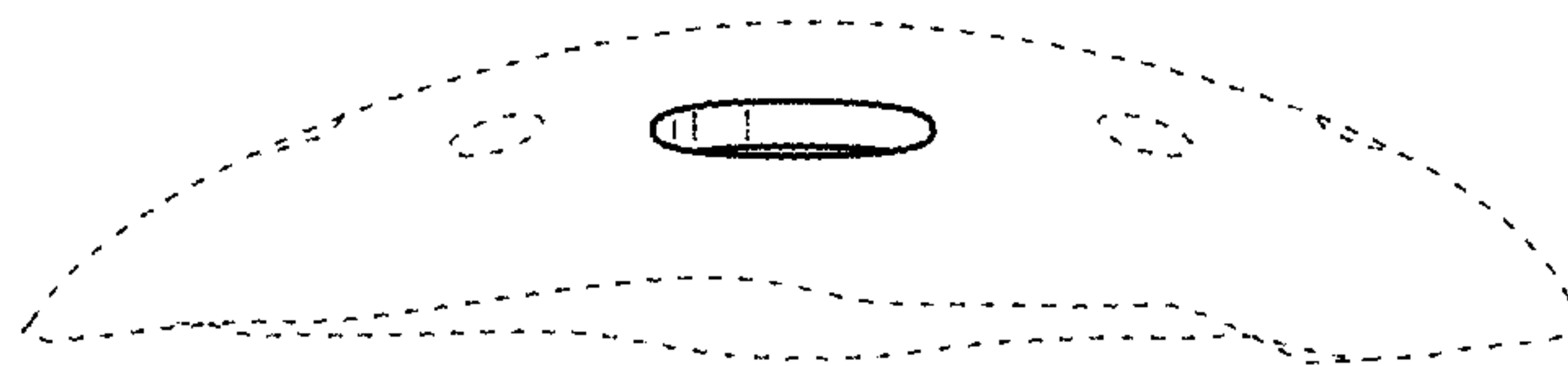


FIG. 7

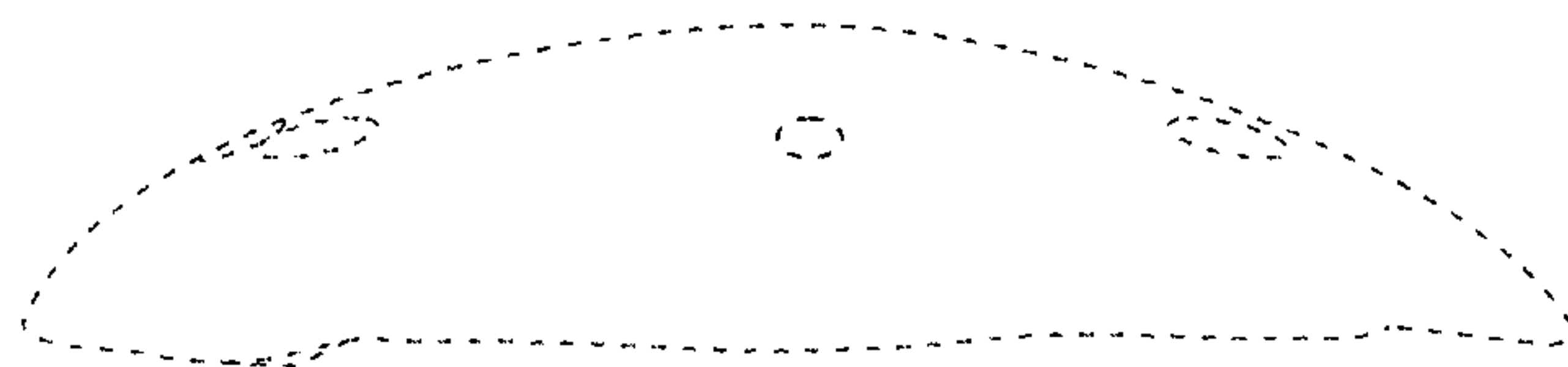


FIG. 8