



US00D794788S

(12) **United States Design Patent** (10) **Patent No.:** **US D794,788 S**
Benson et al. (45) **Date of Patent:** **** Aug. 15, 2017**

(54) **TENACULUM**
(71) Applicant: **Benson Medical LLC**, Deerfield, IL (US)
(72) Inventors: **Michael Benson**, Deerfield, IL (US); **Julia Benson**, Deerfield, IL (US)
(73) Assignee: **Benson Medical LLC**, Gurnee, IL (US)
(**) Term: **15 Years**
(21) Appl. No.: **29/549,722**
(22) Filed: **Dec. 28, 2015**
(51) **LOC (10) Cl.** **24-02**
(52) **U.S. Cl.**
USPC **D24/143**
(58) **Field of Classification Search**
USPC D24/143, 147-149, 133, 153; D8/57
CPC A61B 17/42; A61B 17/4241; A61B 17/29;
A61B 17/2812; A61B 17/282; A61B
2017/4225
See application file for complete search history.

(56) **References Cited**

U.S. PATENT DOCUMENTS

3,063,455 A * 11/1962 Markley A61B 17/42
606/119
3,209,753 A * 10/1965 Hawkins A61B 17/282
606/207
3,316,913 A * 5/1967 Swenson A61M 16/0488
604/28
3,762,417 A * 10/1973 Textor A61B 17/2812
606/135
3,779,248 A * 12/1973 Karman A61B 17/42
600/218
D269,207 S 5/1983 Marlowe D24/27
D273,326 S * 4/1984 Peterson D24/143
D275,790 S 10/1984 Marlowe D24/27
4,475,544 A * 10/1984 Reis A61B 17/282
606/151

D575,400 S * 8/2008 Patterson D24/143
7,438,717 B2 10/2008 Tylke 606/108
8,876,736 B2 11/2014 Sherts et al. 600/591
(Continued)

FOREIGN PATENT DOCUMENTS

CN 201160876 Y 12/2008 A61B 17/28
CN 202154722 U 3/2012 A61B 17/28
(Continued)

OTHER PUBLICATIONS

Carnegie Surgical LLC, Fomon Nasal Scissors, angled, Carnegie Surgical LLC, <http://www.carnegiesurgical.com/products/general-surgery/scissors/nasal-scissors/fomon-nasal-scissors-angled.html>, 2 pages, Jun. 2015.

(Continued)

Primary Examiner — Wan Laymon

(74) *Attorney, Agent, or Firm* — Sunstein Kann Murphy & Timbers LLP

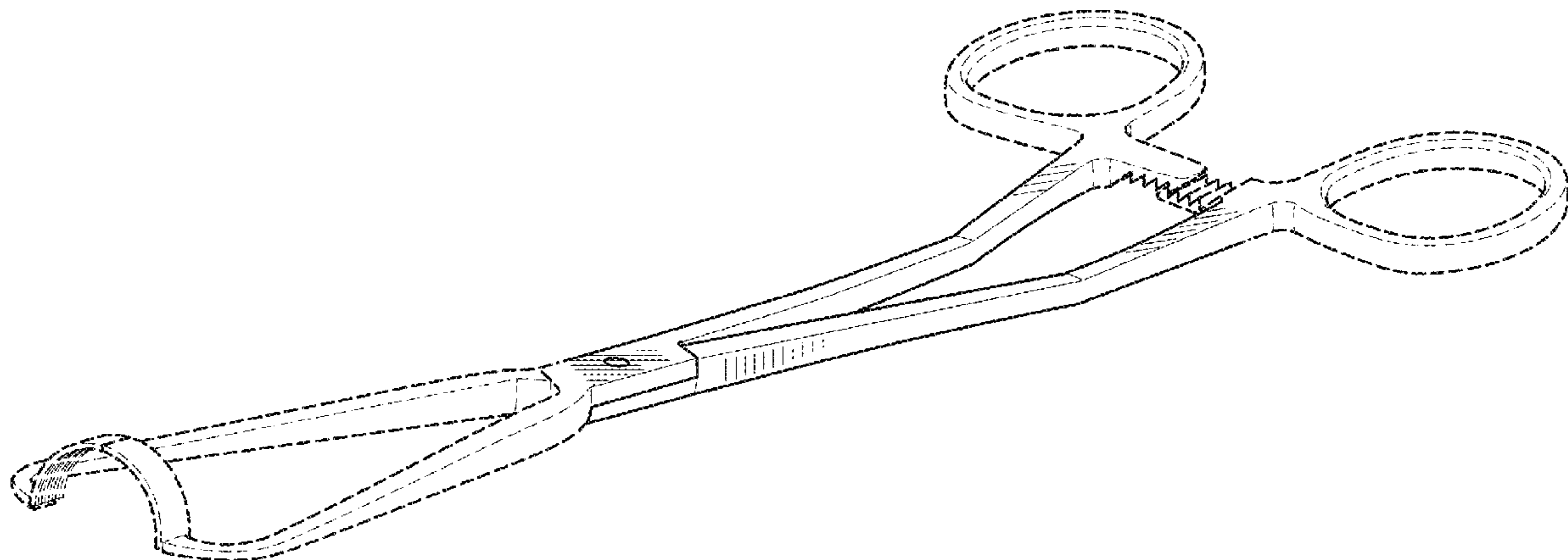
(57) **CLAIM**

The ornamental design for a tenaculum, as shown and described.

DESCRIPTION

FIG. 1 shows a front perspective view of an embodiment of a tenaculum in accordance with the present invention; FIG. 2 shows a top view thereof; FIG. 3 shows a bottom view thereof; FIG. 4 shows a right side view thereof; FIG. 5 shows a left side view thereof; FIG. 6 shows a front view thereof; and, FIG. 7 shows a rear view thereof. Broken lines showing environment or structure are for illustrative purposes only and form no part of the claimed design.

1 Claim, 5 Drawing Sheets



(56)

References Cited

U.S. PATENT DOCUMENTS

2004/0097961	A1*	5/2004	Burbank	A61B 17/42 606/119
2007/0142844	A1	6/2007	Kotmel et al.	606/119
2007/0260269	A1	11/2007	Marmar	606/157
2008/0287985	A1*	11/2008	Patterson	A61B 17/282 606/208
2009/0105720	A1	4/2009	Boone	606/119
2012/0109014	A1	5/2012	Sherts et al.	600/591
2012/0109147	A1	5/2012	Auerbach et al.	606/119
2014/0135787	A1	5/2014	Tylke	606/108
2016/0331408	A1*	11/2016	Benson	A61B 17/42

FOREIGN PATENT DOCUMENTS

CN	202313585	U	7/2012	A61B 17/28
CN	203156607	U	8/2013	B25B 9/00
CN	203915035	U	11/2014	A61B 17/42

OTHER PUBLICATIONS

Hayden Medical Inc., OB/GYN Colposcopy Forceps and Tenacula, Hayden Medical Inc., <http://haydenmedicalinc.com/obgyn-colposcopy-forceps-and-tenacula/>, 4 pages, 2014.
Kencap Ltd., ScopicLine—Smart Gynecology Instruments, Kencap Ltd., <http://www.kencap.info/scopicline/>, 3 pages, 2012.

MedGyn Products, Inc., Atraumatic Tenaculum, MedGyn Products, Inc., <http://medgyn.com/?wpsc-product=atraumatic-tenaculum>, 2 pages, Jun. 2015.
Medical Supplies & Equipment Co., Braun Uterine Tenaculum Forceps, Angled Side, 9in, Medical Supplies & Equipment Co., http://surgical-instruments-supplies.medical-supplies-equipment-company.com/product/braun-uterine-tenaculum-forceps-angled-side-9in_20462.html, 1 page, Jun. 2015.
MPM Medical Supply, Laparoscopic 2x3 Multi Tooth Tenaculum, 10mm Diameter x 36cm Length, MPM Medical Supply, <http://www.mpmmedicalsupply.com/laparoscopic-tenaculum-10mmx36cm.html>, 1 page, 2012.
Novosurgical, Bierer Tenaculum, Novosurgical, <http://novosurgical.com/bierer-tenaculum.html>, 2 pages, 2014.
Phoenix Intl Trading Inc., Veterinary—Vaginal Specual/Uterine Tenaculum Forceps, Phoenix INTL Trading Inc., <http://www.rak-phoenix.com/catalogue.php?page=155&pageN=2>, 2 pages, Jun. 2015.
Spartanburg Community College, Thyroid Instruments Set, A SCC library production, <http://library.sccsc.edu/surgtech/thyroid.htm>, 2 pages, Last updated Mar. 26, 2009.
Henry Schein, Inc. Angled Allis Tissue Forceps, Provet Veterinary Instrumentation, Abdominal and Thoracic Surgery, http://www.veterinary-instrumentation.com.au/?page_id=44, 1 page, Jan. 20, 2016.
International Searching Authority, International Search Report—International Application No. PCT/US2016/032140, dated Jul. 29, 2016, together with the Written Opinion of the International Searching Authority, 27 pages.

* cited by examiner

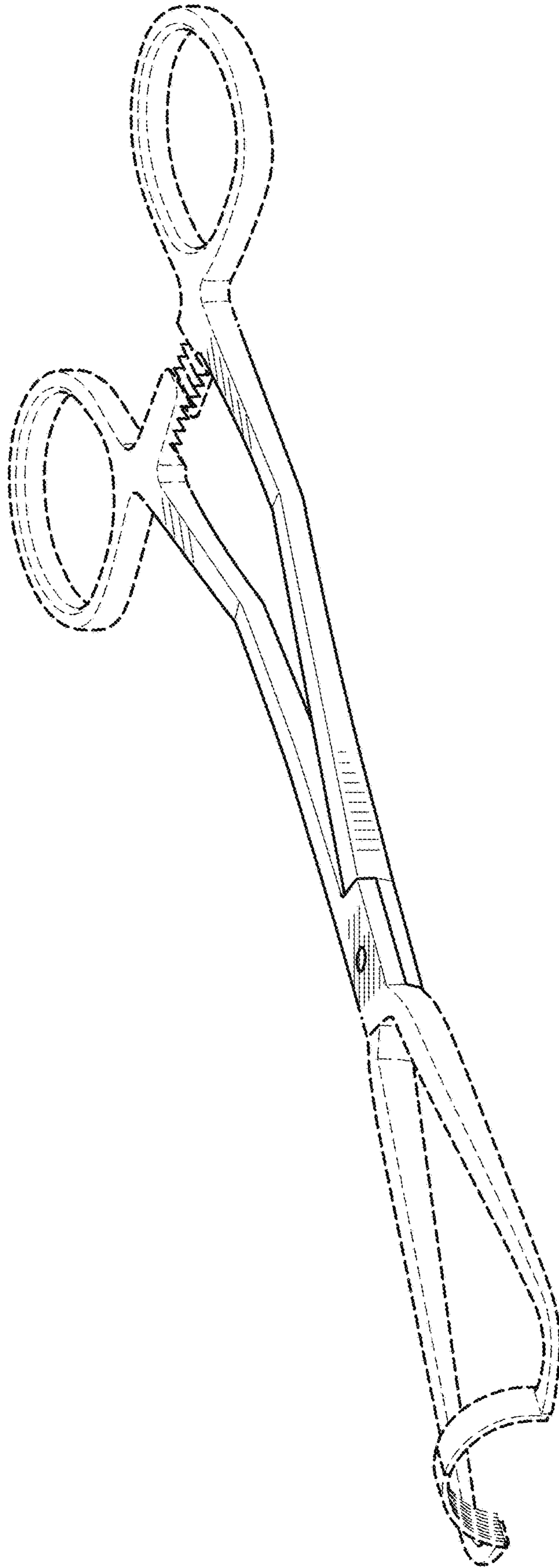


FIG. 1

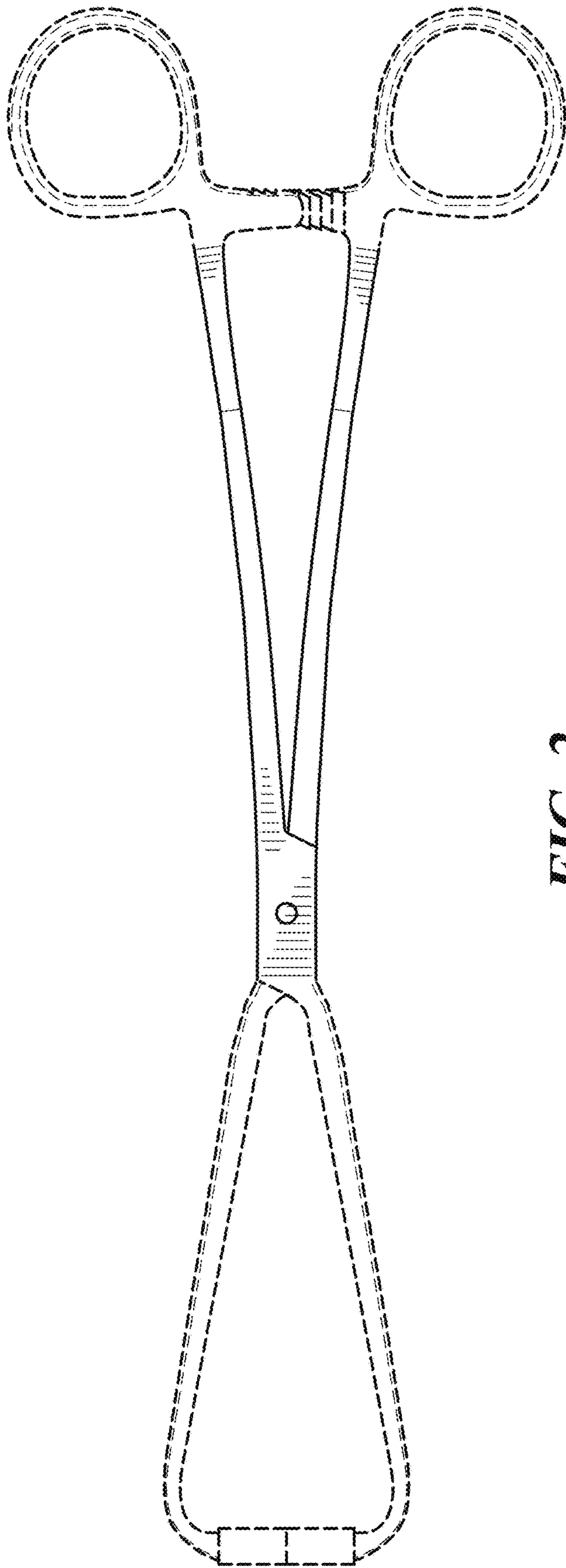


FIG. 2

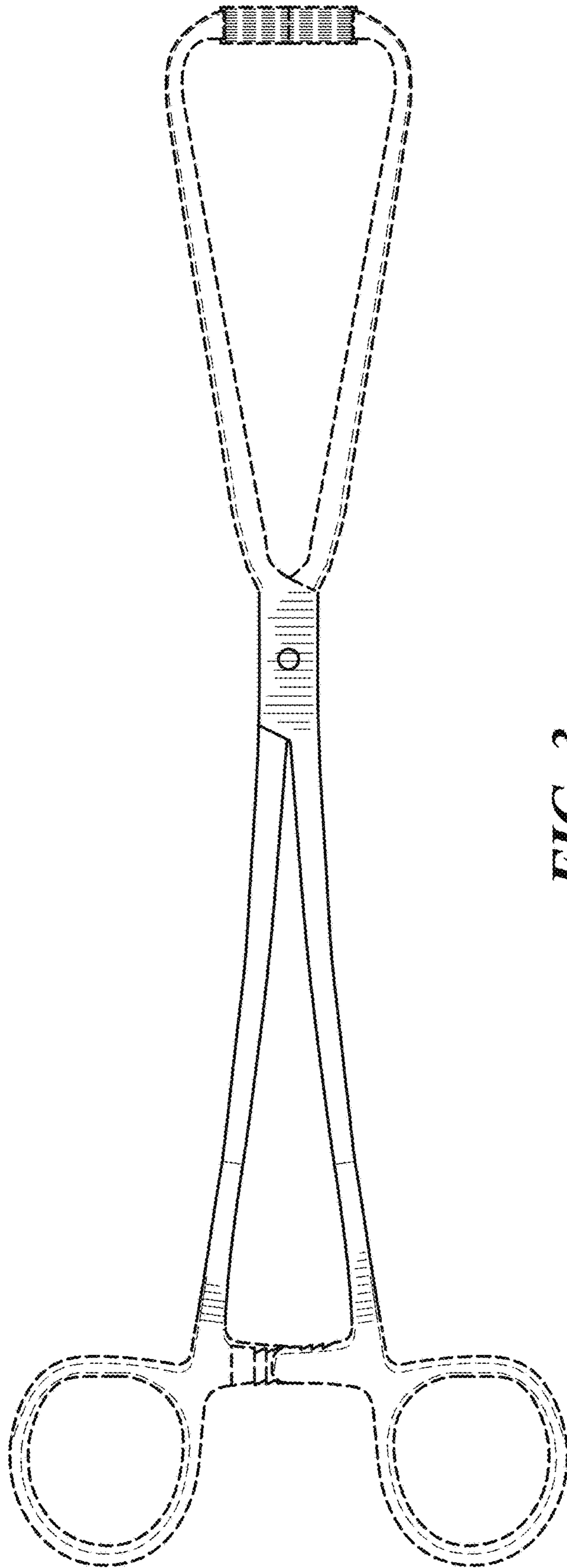


FIG. 3




FIG. 4

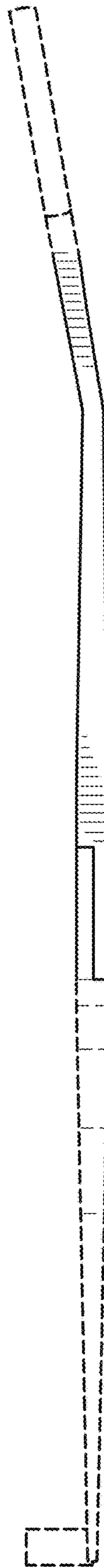


FIG. 5




FIG. 6

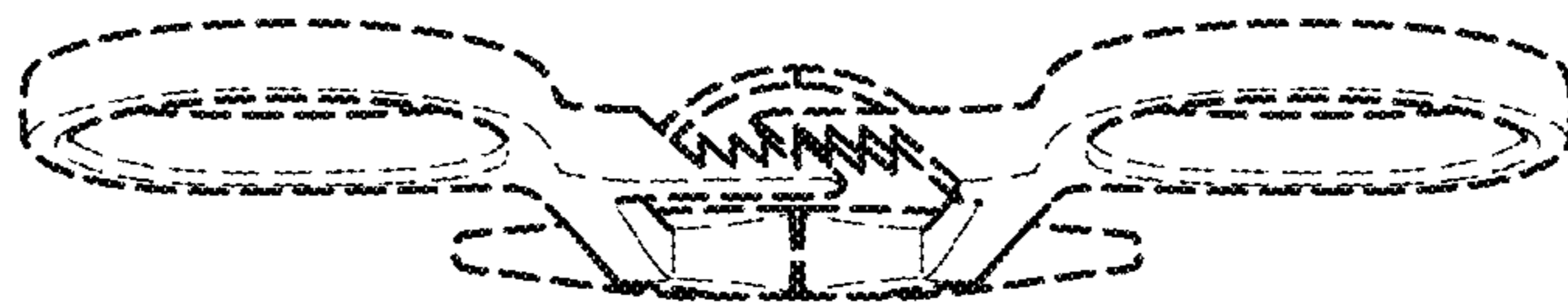


FIG. 7