



US00D794763S

(12) **United States Design Patent** (10) **Patent No.:** **US D794,763 S**
Thompson, Jr. (45) **Date of Patent:** **** Aug. 15, 2017**

(54) **HOUSING FOR A SLEEP ENHANCEMENT
DIFFUSER DEVICE**

(71) Applicant: **Caffco International Ltd.,**
Montgomery, AL (US)

(72) Inventor: **James Lamar Thompson, Jr.,**
Montgomery, AL (US)

(73) Assignee: **CAFFCO INTERNATIONAL LTD.,**
Montgomery, AL (US)

(**) Term: **14 Years**

(21) Appl. No.: **29/526,675**

(22) Filed: **May 12, 2015**

(51) **LOC (10) Cl.** **23-04**

(52) **U.S. Cl.**
USPC **D23/355**

(58) **Field of Classification Search**
USPC D23/355, 356, 366, 364, 359
CPC . F24F 3/14; B05C 11/00; B65D 37/00; B65D
35/22
See application file for complete search history.

(56) **References Cited**

U.S. PATENT DOCUMENTS

2,147,263	A	*	2/1939	Mills	B65D 7/22 220/366.1
D118,920	S	*	2/1940	Trevisan	D9/780
D130,433	S	*	11/1941	Lewis	D9/502
D204,756	S	*	5/1966	Farrell	D23/369
D212,753	S	*	11/1968	Tughan	D23/369
D246,318	S	*	11/1977	Layton	D23/369
D251,984	S	*	5/1979	Gombert	D23/369
D262,438	S	*	12/1981	Sears	D9/503
D274,848	S	*	7/1984	Chevassus	D28/76
D281,010	S	*	10/1985	Joyaux	D23/369
D281,673	S	*	12/1985	Lampe	D9/424
D281,764	S	*	12/1985	Legrottaglie	D9/504

D282,630	S	*	2/1986	Braun	D9/504
D289,858	S	*	5/1987	Duval	D23/366
D322,753	S	*	12/1991	Sussman	D11/152
D340,618	S	*	10/1993	Zimmerman	D7/591
D367,423	S	*	2/1996	Stanley	D9/504
D368,771	S	*	4/1996	Patel	D23/366
D373,443	S	*	9/1996	Gottvald	D27/189
D381,259	S	*	7/1997	Hayes	D9/454

(Continued)

Primary Examiner — Kevin Rudzinski

(74) *Attorney, Agent, or Firm* — Kilpatrick Townsend & Stockton LLP

(57) **CLAIM**

The ornamental design for a housing for a sleep enhancement diffuser device, as shown and described.

DESCRIPTION

FIG. 1 is a perspective view of the left, front, and top of a housing for a sleep enhancement diffuser device, showing my new design.

FIG. 2 is a front view of the housing for a sleep enhancement diffuser device of FIG. 1.

FIG. 3 is a back view of the housing for a sleep enhancement diffuser device of FIG. 1.

FIG. 4 is a left side view of the housing for a sleep enhancement diffuser device of FIG. 1.

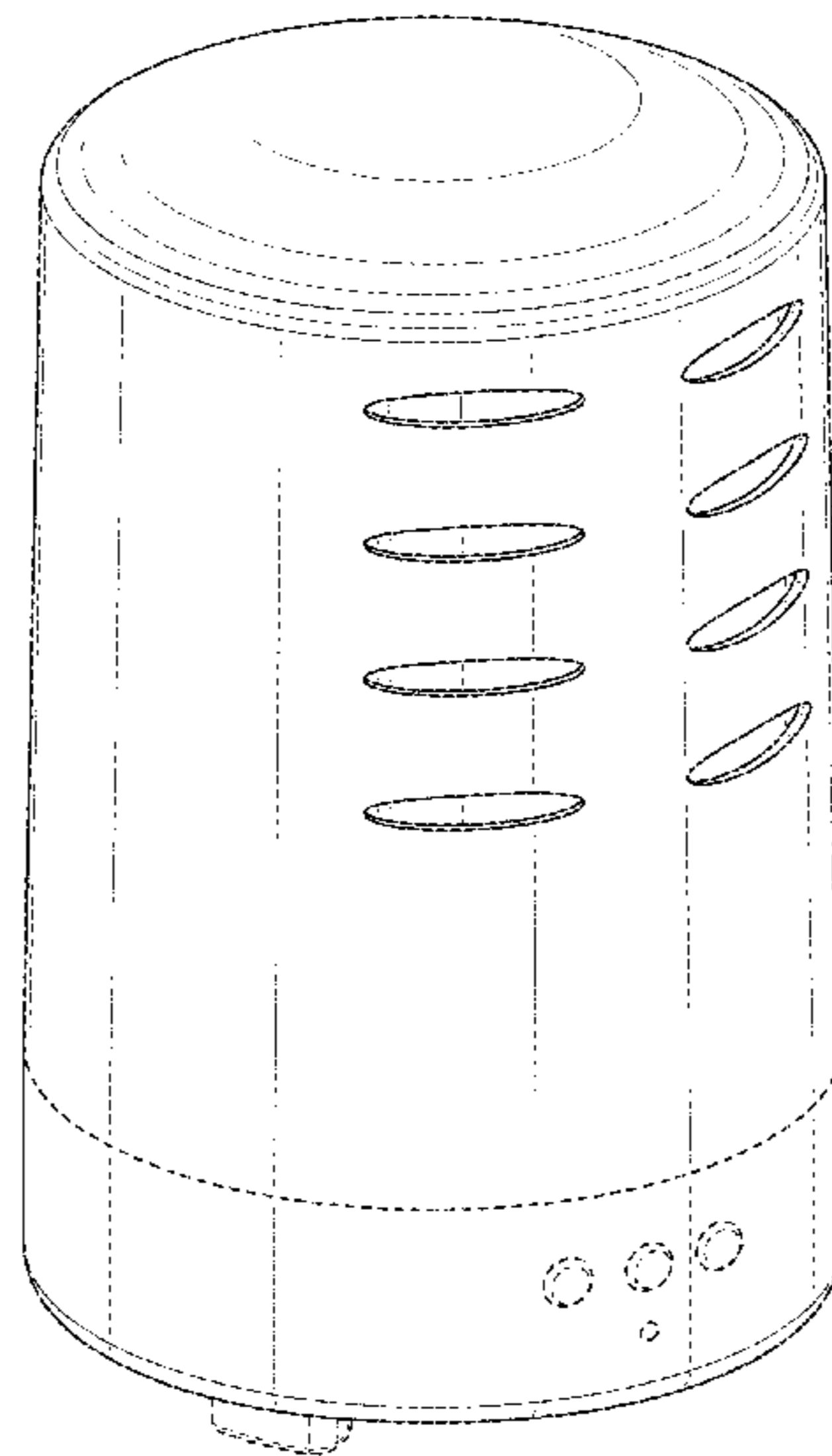
FIG. 5 is a right side view of the housing for a sleep enhancement diffuser device of FIG. 1.

FIG. 6 is a top view of the sleep housing for a sleep enhancement diffuser device of FIG. 1; and,

FIG. 7 is a bottom view of the sleep housing for a sleep enhancement diffuser device of FIG. 1.

Portions or features of the housing for a sleep enhancement diffuser device not shown in the drawings form no part of the claimed design. The broken lines in the drawings showing portions of the housing for a sleep enhancement diffuser device form no part of the claimed design.

1 Claim, 7 Drawing Sheets



(56)

References Cited

U.S. PATENT DOCUMENTS

D443,797 S * 6/2001 Verbeek D7/615
 D466,814 S * 12/2002 Hurlburt D9/504
 D485,017 S * 1/2004 Noh D28/76
 D486,393 S * 2/2004 Chuang D9/503
 D488,214 S * 4/2004 Quantin D23/366
 D491,800 S * 6/2004 Palomino, Jr. D9/504
 D518,381 S * 4/2006 Egawa D9/504
 D519,027 S * 4/2006 Haber D9/424
 D527,642 S * 9/2006 Priestman D28/76
 D531,041 S * 10/2006 Sauer D28/82
 D539,480 S * 3/2007 Kostow D28/76
 D570,688 S * 6/2008 Haywood D9/502
 D570,689 S * 6/2008 Chang D9/446
 D572,592 S * 7/2008 Chang D9/454
 D588,916 S * 3/2009 DeMarco D9/504
 D598,770 S * 8/2009 Delfino, Jr. D23/366
 D612,240 S * 3/2010 Cresswell D9/454

D628,077 S * 11/2010 Lee D9/439
 D640,358 S * 6/2011 Irvin D23/366
 D641,257 S * 7/2011 Thiebaut D9/454
 D651,704 S * 1/2012 Ritzenhoff D23/366
 D658,993 S * 5/2012 Gill D9/500
 D661,989 S * 6/2012 Praster D9/444
 8,505,783 B2 * 8/2013 Gill A45F 3/20
 215/388
 D699,112 S * 2/2014 Jung D28/76
 D710,205 S * 8/2014 Moretti D9/529
 D729,921 S * 5/2015 Poindexter D23/364
 D730,506 S * 5/2015 Poindexter D23/364
 D733,967 S * 7/2015 Schlatter D28/85
 9,102,439 B2 * 8/2015 Kemper B65D 21/0228
 D739,730 S * 9/2015 Marotti D9/500
 D765,512 S * 9/2016 Joulia D28/7
 D771,951 S * 11/2016 Reishus D4/100
 2006/0198692 A1 * 9/2006 Petit A45D 33/025
 401/266

* cited by examiner

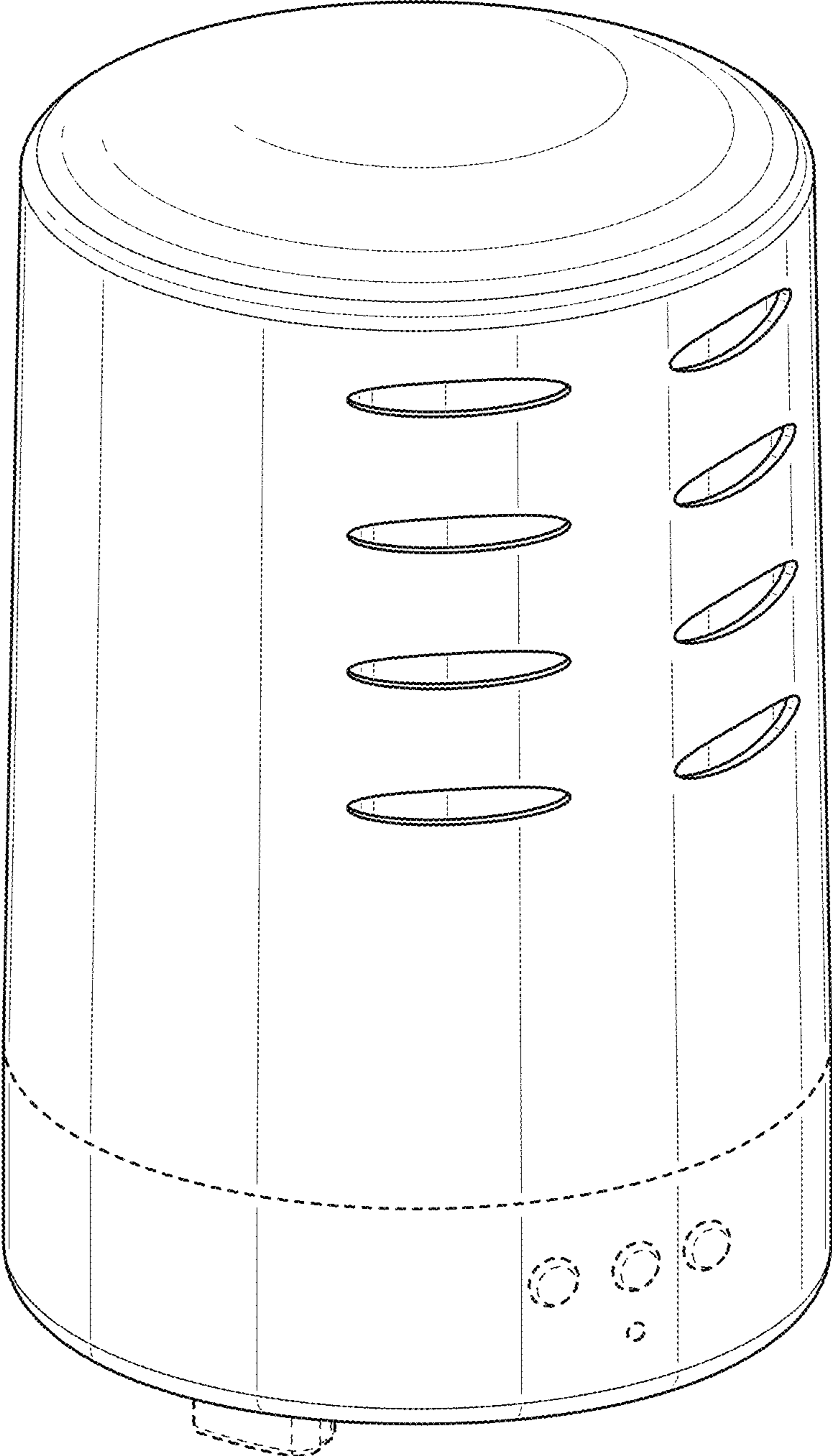


FIG. 1

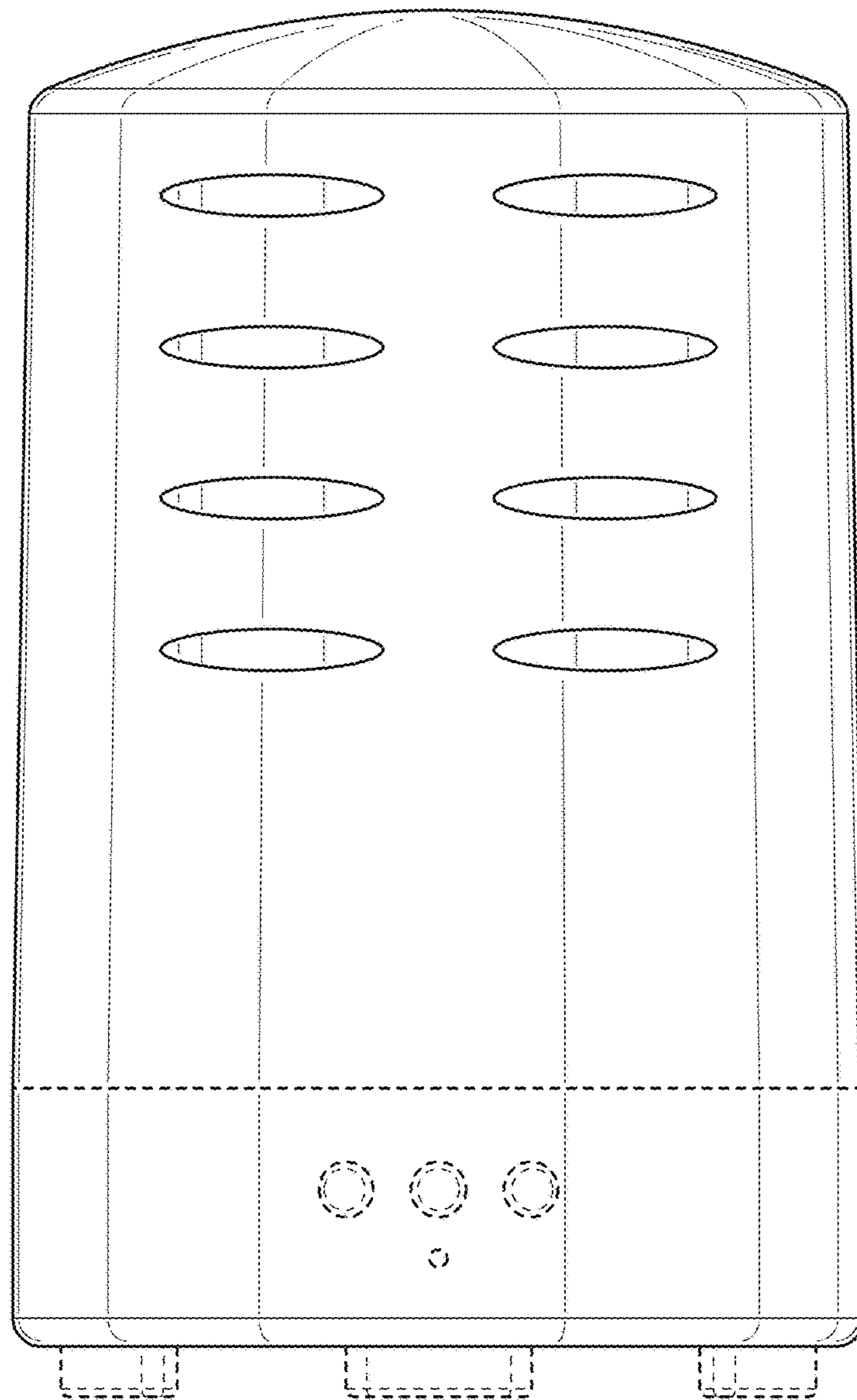


FIG. 2




FIG. 3




FIG. 4




FIG. 5

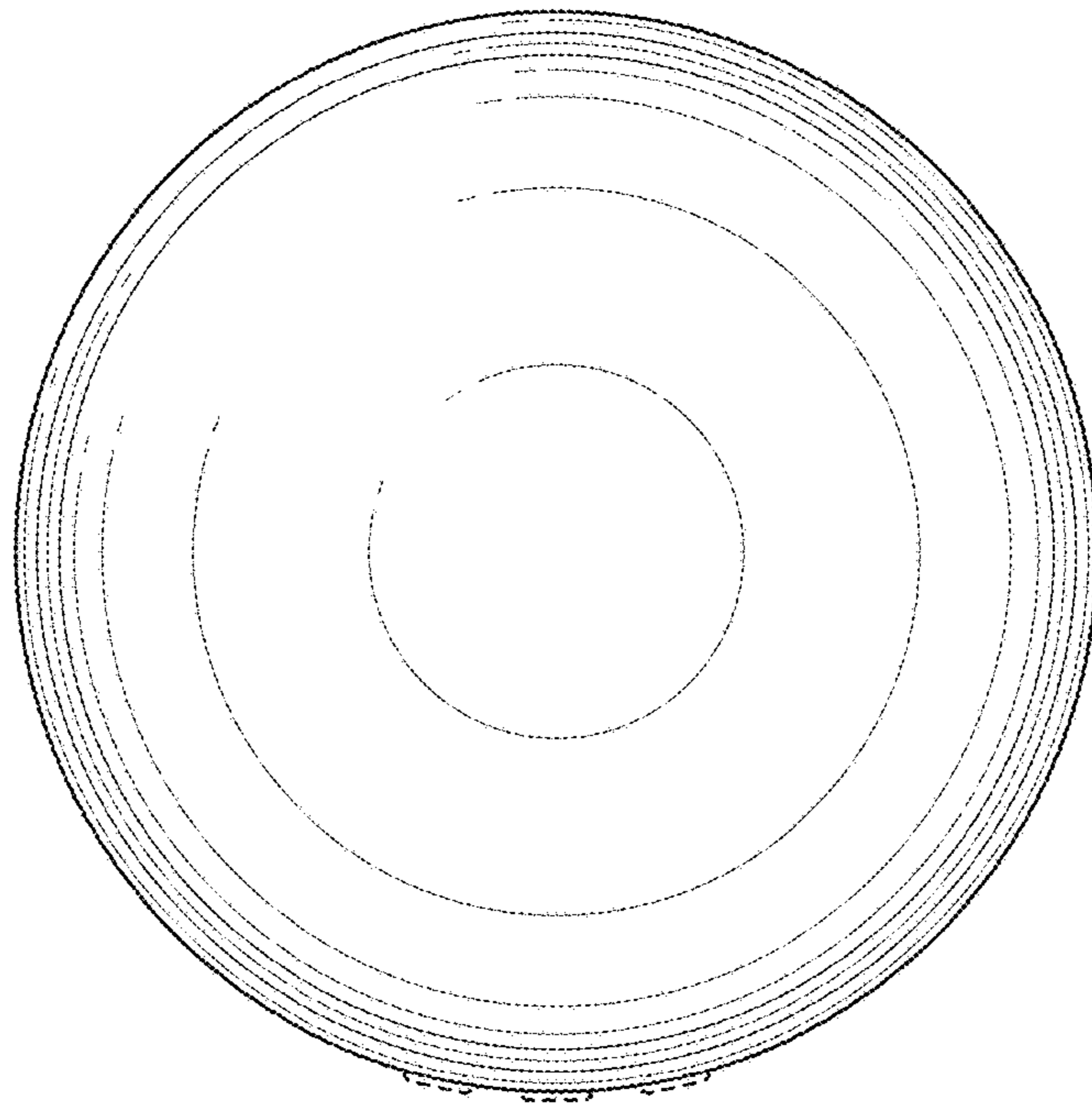


FIG. 6

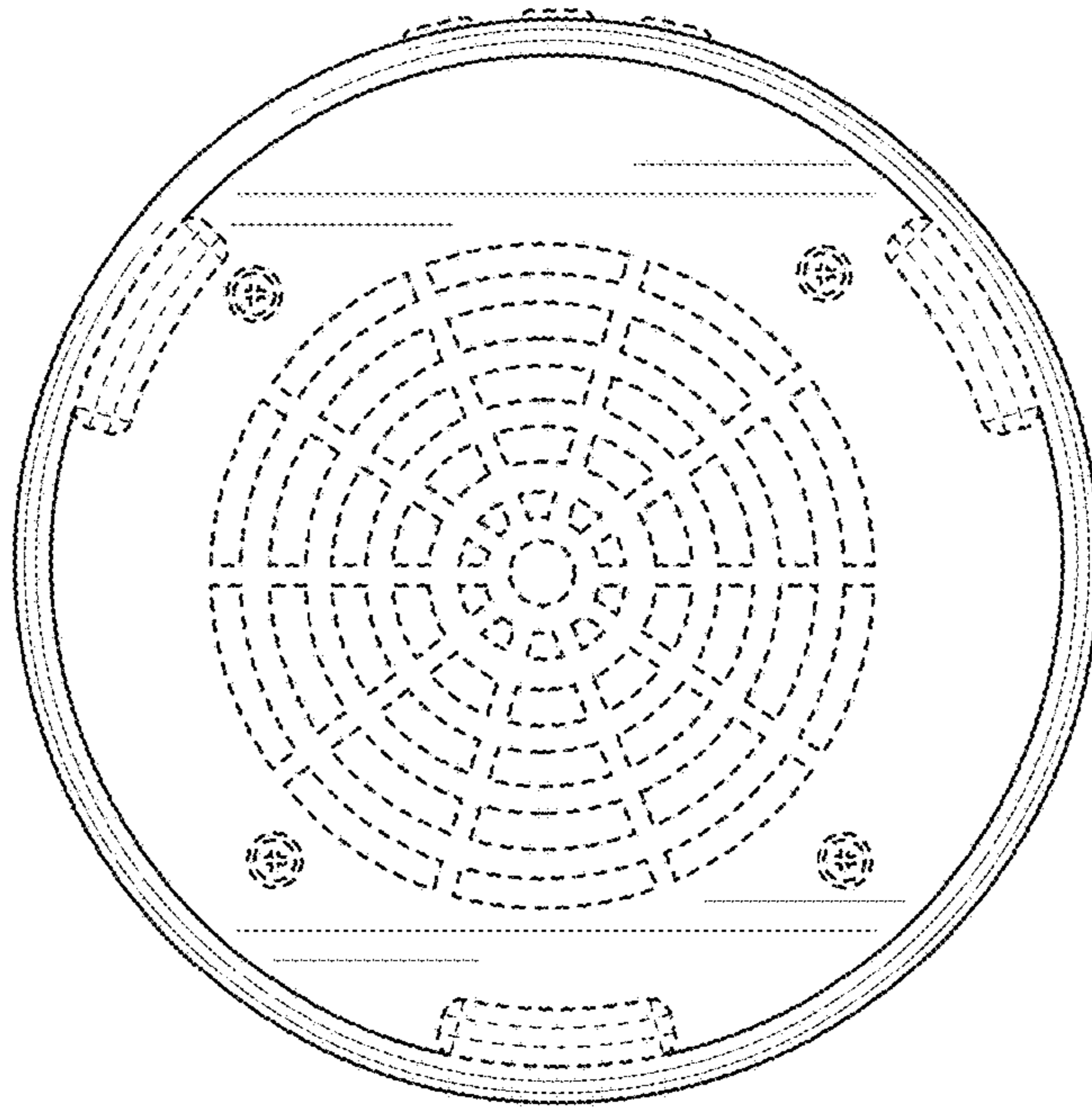


FIG. 7