



US00D794762S

(12) **United States Design Patent**
Flowers et al.

(10) **Patent No.:** **US D794,762 S**

(45) **Date of Patent:** **** Aug. 15, 2017**

(54) **COOLER**

(71) Applicant: **Grohe AG**, Hemer (DE)

(72) Inventors: **Paul Flowers**, London (GB); **Beguem Tomruk**, Duesseldorf (DE)

(73) Assignee: **Grohe AG**, Hemer (DE)

(**) Term: **15 Years**

(21) Appl. No.: **29/576,646**

(22) Filed: **Sep. 6, 2016**

(30) **Foreign Application Priority Data**

Mar. 4, 2016 (EM) 003012863-0007

(51) **LOC (10) Cl.** **23-04**

(52) **U.S. Cl.**
USPC **D23/351**

(58) **Field of Classification Search**

USPC D23/333, 335, 341, 342, 351, 353, 354,
D23/355, 356, 359, 364, 365, 370, 385,
D23/386, 388, 393

CPC F24F 1/00; F24F 1/0007; F24F 1/02; F24F
1/08; F24F 1/42; F24F 1/56; F24F 1/60;
F24F 3/044; F24F 3/048; F24F 3/16;
F24F 7/00; F24F 7/04; F24F 12/001;
F24F 12/006

See application file for complete search history.

(56) **References Cited**

U.S. PATENT DOCUMENTS

D403,757 S * 1/1999 Aketa D23/351
D414,253 S * 9/1999 Kobayashi D23/351

D443,349 S * 6/2001 Nonaka D23/351
D493,215 S * 7/2004 Asaoka D23/351
D549,308 S * 8/2007 Chiu D23/333
D553,725 S * 10/2007 Shimizu D23/351
D573,704 S * 7/2008 Chen D23/364
D579,536 S * 10/2008 Oh D23/351
D584,388 S * 1/2009 Chooji D23/351
D699,332 S * 2/2014 Chiu D23/333
D759,797 S * 6/2016 Farone D23/355
D775,316 S * 12/2016 Nakai D23/351

* cited by examiner

Primary Examiner — George D. Kirschbaum

Assistant Examiner — Natasha Vujcic

(74) *Attorney, Agent, or Firm* — Muncy, Geissler, Olds & Lowe, P.C.

(57) **CLAIM**

The ornamental design for a cooler, as shown and described.

DESCRIPTION

FIG. 1 is a front perspective view of a cooler according to the present invention.

FIG. 2 is a front view of the cooler of FIG. 1.

FIG. 3 is a rear view of the cooler of FIG. 1.

FIG. 4 is a left side view of the cooler of FIG. 1.

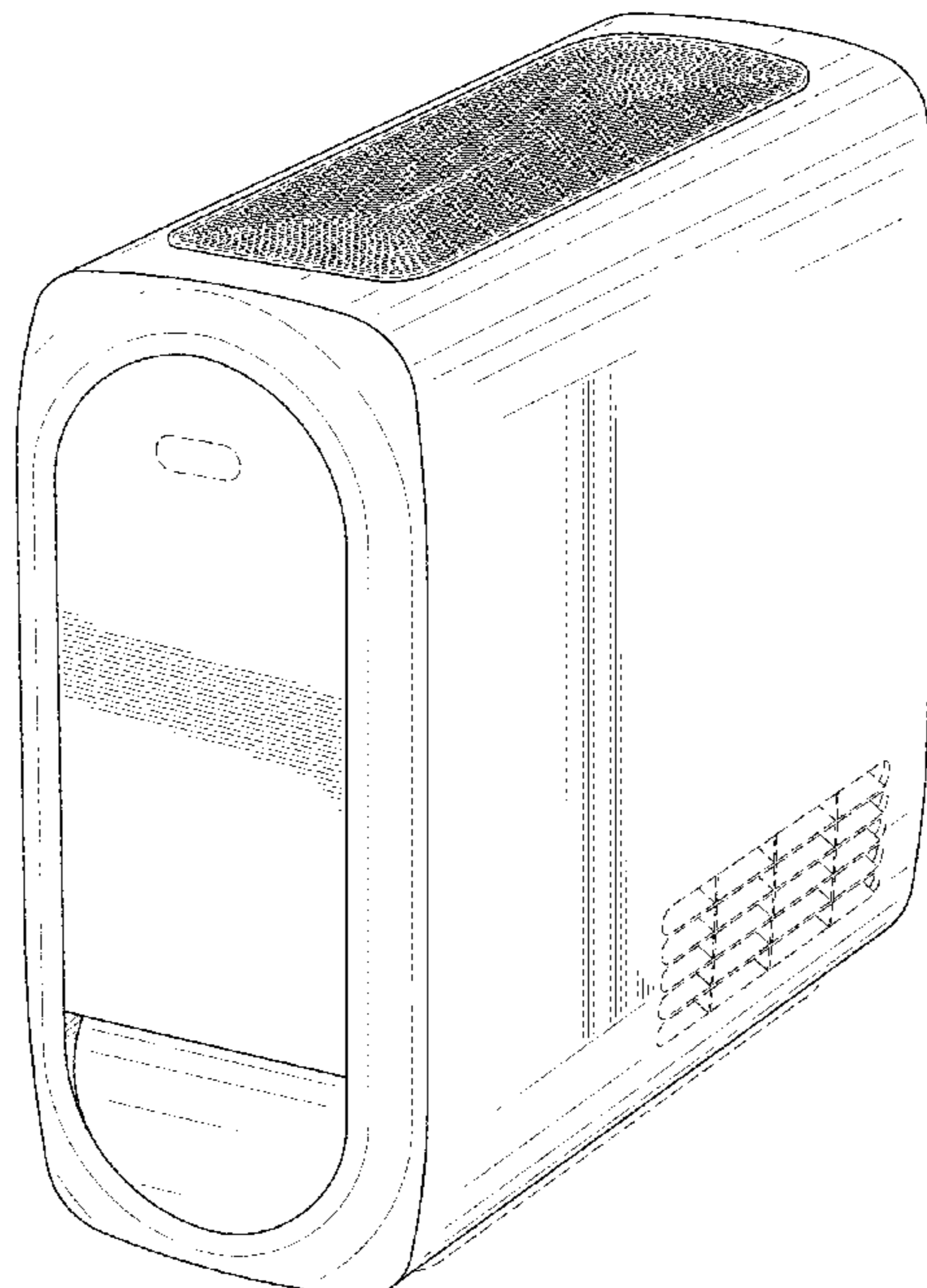
FIG. 5 is a right side view of the cooler of FIG. 1.

FIG. 6 is a top view of the cooler of FIG. 1; and,

FIG. 7 is a bottom view of the cooler of FIG. 1.

The broken lines in the drawings illustrate portions of the cooler which form no part of the claimed design.

1 Claim, 7 Drawing Sheets



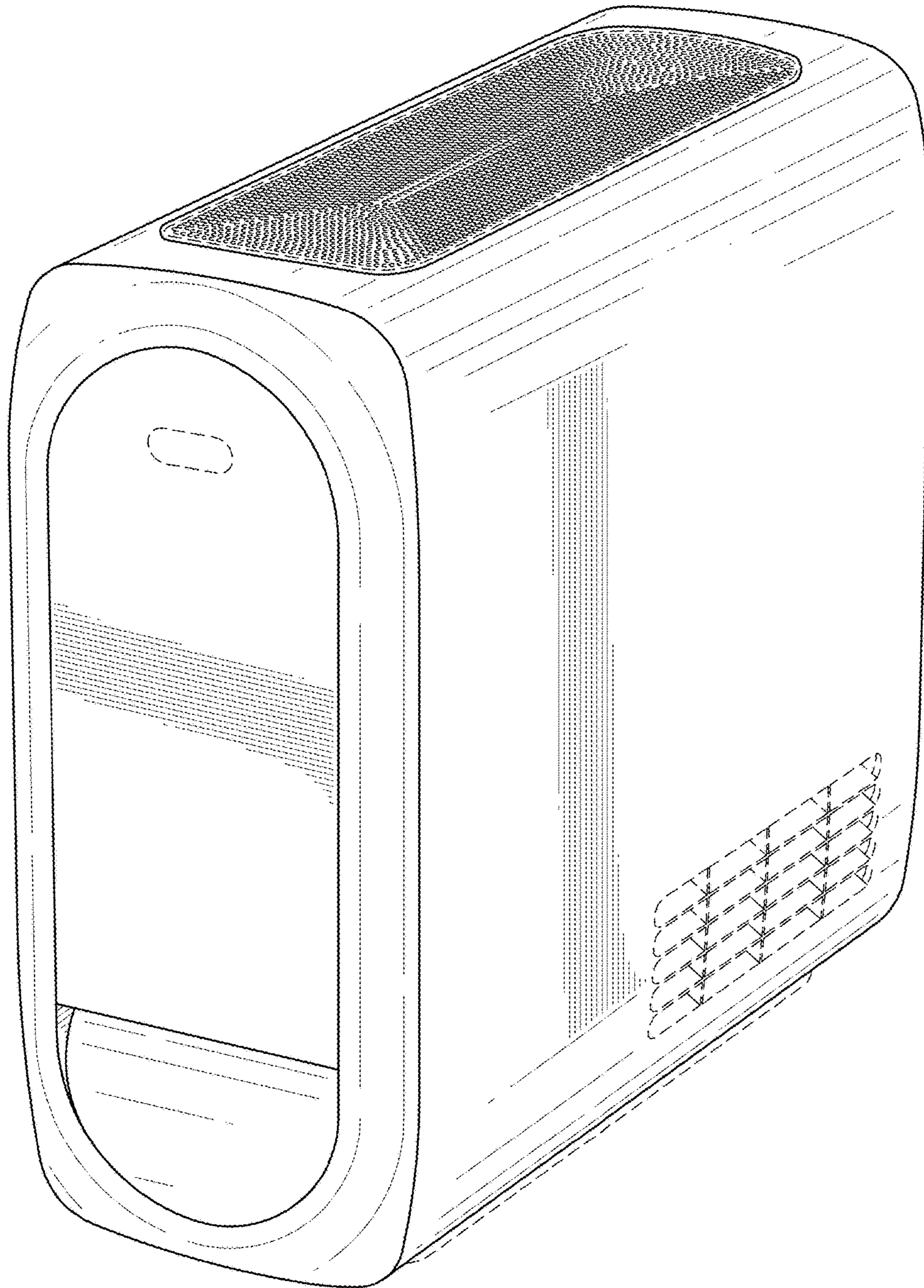


FIG.1




FIG.2




FIG.3




FIG. 4




FIG. 5

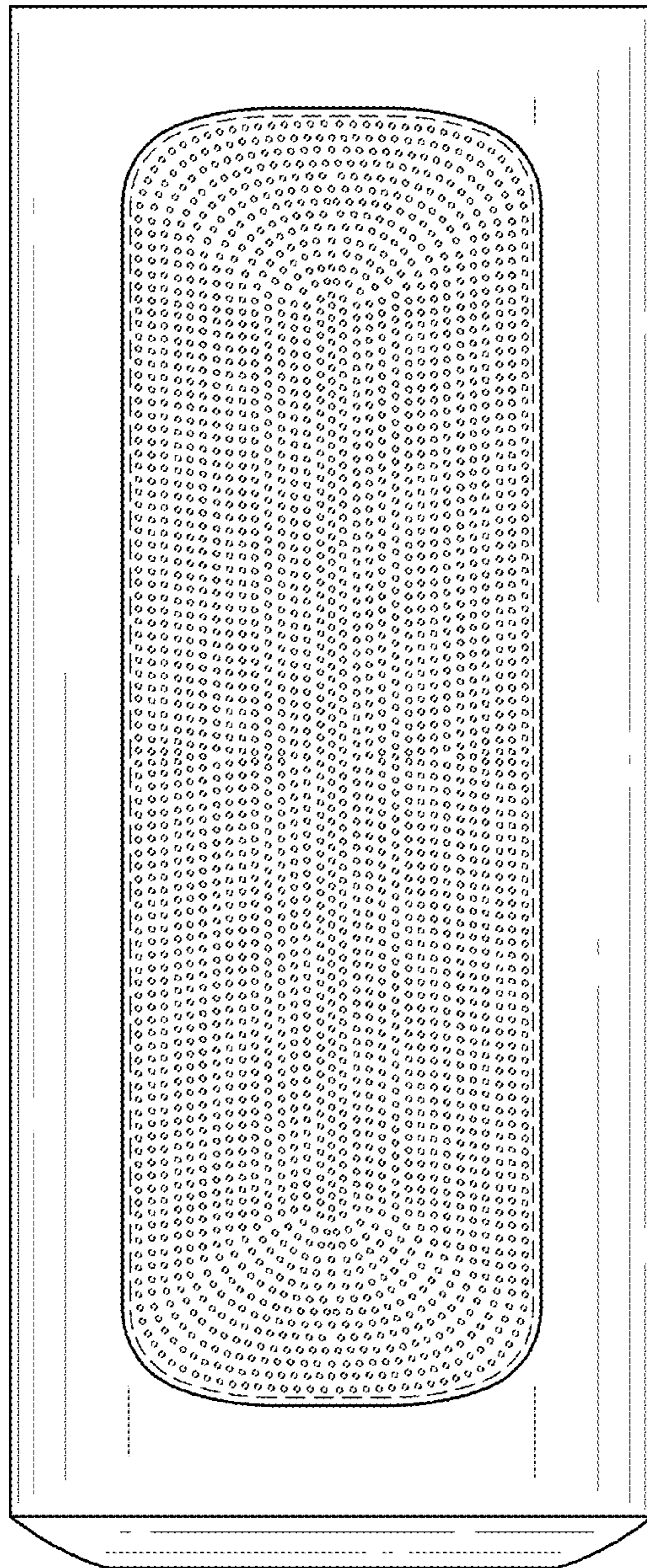


FIG.6




FIG.7