

US00D794734S

(12) **United States Design Patent** (10) **Patent No.:** **US D794,734 S**
Oldknow et al. (45) **Date of Patent:** **** Aug. 15, 2017**

(54) **GOLF CLUB HEAD**
(71) Applicant: **NIKE, Inc.**, Beaverton, OR (US)
(72) Inventors: **Andrew G. V. Oldknow**, Beaverton, OR (US); **Jason Cardani**, Portland, OR (US); **Michael Prichard**, Portland, OR (US)
(73) Assignee: **NIKE, Inc.**, Beaverton, OR (US)
(**) Term: **15 Years**
(21) Appl. No.: **29/560,051**
(22) Filed: **Apr. 1, 2016**
(51) **LOC (10) Cl.** **21-02**
(52) **U.S. Cl.**
USPC **D21/759**
(58) **Field of Classification Search**
USPC D21/733, 752, 759
CPC A63B 53/00; A63B 53/04; A63B 53/0466;
A63B 2053/002; A63B 2053/0445; A63B
2053/0433; A63B 2053/0437; A63B
2053/0491
See application file for complete search history.

(56) **References Cited**
U.S. PATENT DOCUMENTS
D354,103 S * 1/1995 Allen D21/752
D375,535 S * 11/1996 Gorman D21/752
D385,003 S * 10/1997 Burrows D21/752
D390,294 S * 2/1998 Burrows D21/752
D392,007 S * 3/1998 Fox D21/752
D392,354 S * 3/1998 Burrows D21/752
D397,387 S * 8/1998 Allen D21/733
D397,749 S * 9/1998 Burrows D21/733
D401,299 S * 11/1998 Burrows D21/733
D413,642 S * 9/1999 Burrows D21/752
D413,953 S * 9/1999 Burrows D21/752
6,422,951 B1 * 7/2002 Burrows A63B 53/04
473/328

D482,419 S * 11/2003 Burrows D21/752
D487,125 S * 2/2004 Burrows D21/752
D490,870 S * 6/2004 Burrows A63B 53/0466
D21/752
D501,669 S * 2/2005 Burrows D21/752
D507,030 S * 7/2005 Burrows D21/752
D566,214 S * 4/2008 Evans D21/752
D675,691 S * 2/2013 Oldknow D21/759
D675,692 S * 2/2013 Oldknow D21/759
D676,512 S * 2/2013 Oldknow D21/759
D676,909 S * 2/2013 Oldknow D21/752
D676,913 S * 2/2013 Oldknow D21/759
D676,914 S * 2/2013 Oldknow D21/759
D676,915 S * 2/2013 Oldknow D21/759
D677,353 S * 3/2013 Oldknow D21/759
D678,964 S * 3/2013 Oldknow D21/752
D678,965 S * 3/2013 Oldknow D21/752

(Continued)

Primary Examiner — Mitchell Siegel
(74) Attorney, Agent, or Firm — Banner & Witcoff, Ltd.

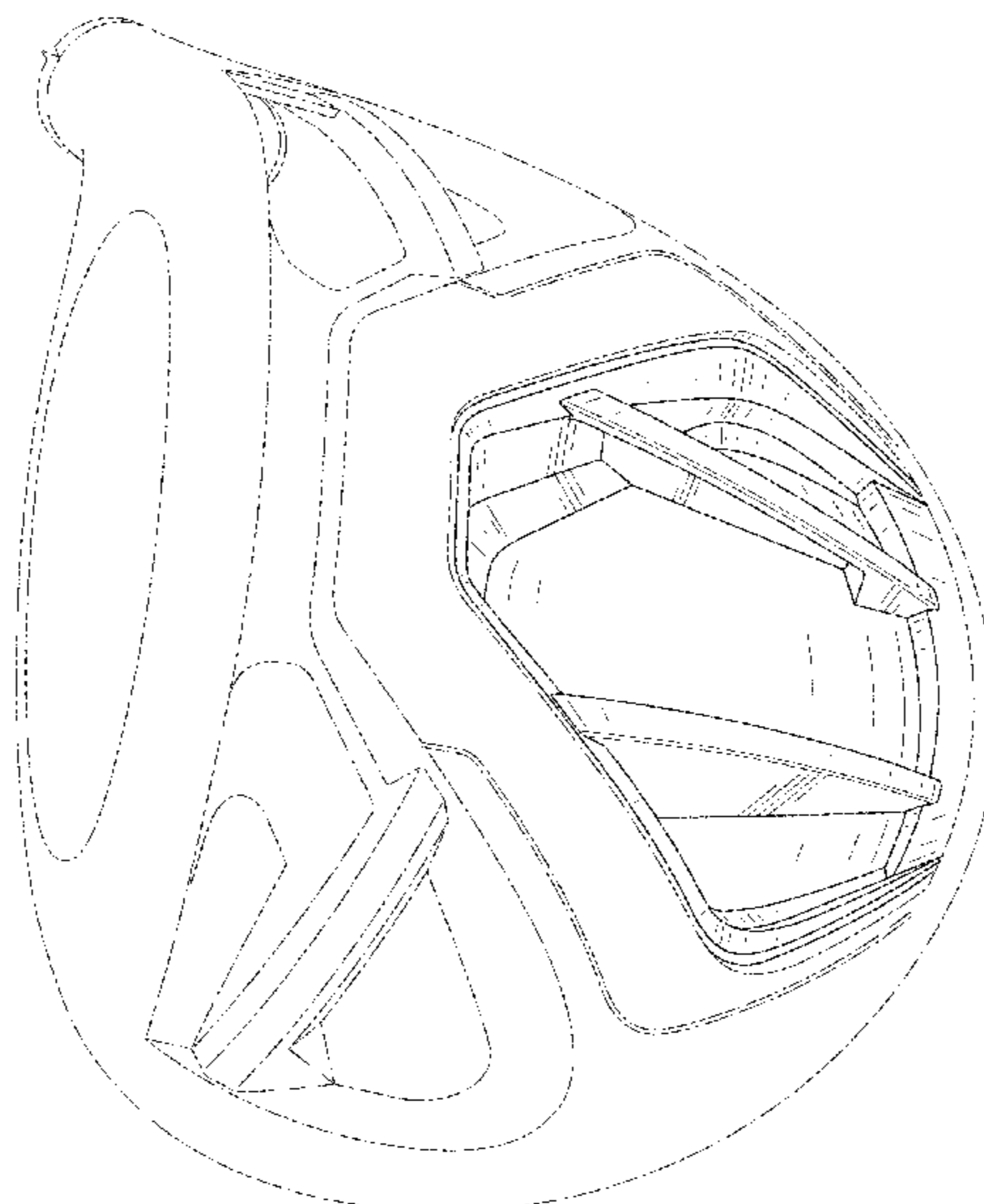
(57) **CLAIM**

The ornamental design for a golf club head, as shown and described.

DESCRIPTION

FIG. 1 is a perspective of a golf club head showing our new design;
FIG. 2 is a front view thereof;
FIG. 3 is a rear view thereof;
FIG. 4 is a toe end view thereof;
FIG. 5 is a heel view thereof;
FIG. 6 is a top view thereof; and,
FIG. 7 is a bottom view thereof.
The broken lines immediately adjacent to the shaded area represent unclaimed boundaries of the design. The broken lines showing the remainder of the golf club are for environmental purposes only and form no part of the claimed design.

1 Claim, 7 Drawing Sheets



(56)

References Cited

U.S. PATENT DOCUMENTS

D678,968	S *	3/2013	Oldknow	D21/759
D678,969	S *	3/2013	Oldknow	D21/759
D678,970	S *	3/2013	Oldknow	D21/759
D678,971	S *	3/2013	Oldknow	D21/759
D678,972	S *	3/2013	Oldknow	D21/759
D678,973	S *	3/2013	Oldknow	D21/759
D679,353	S *	4/2013	Oldknow	D21/759
D679,354	S *	4/2013	Oldknow	D21/759
D707,768	S *	6/2014	Oldknow	D21/752
D707,769	S *	6/2014	Oldknow	D21/752
D707,773	S *	6/2014	Oldknow	D21/759
D708,281	S *	7/2014	Oldknow	D21/759
D709,575	S *	7/2014	Oldknow	D21/759
D722,353	S *	2/2015	Cardani	D21/759
D723,122	S *	2/2015	Cardani	D21/759
D724,165	S	3/2015	Cardani et al.	
D726,857	S	4/2015	Cardani et al.	
9,192,831	B2 *	11/2015	Stites	A63B 53/06
9,433,834	B2 *	9/2016	Stites	A63B 53/0466

* cited by examiner

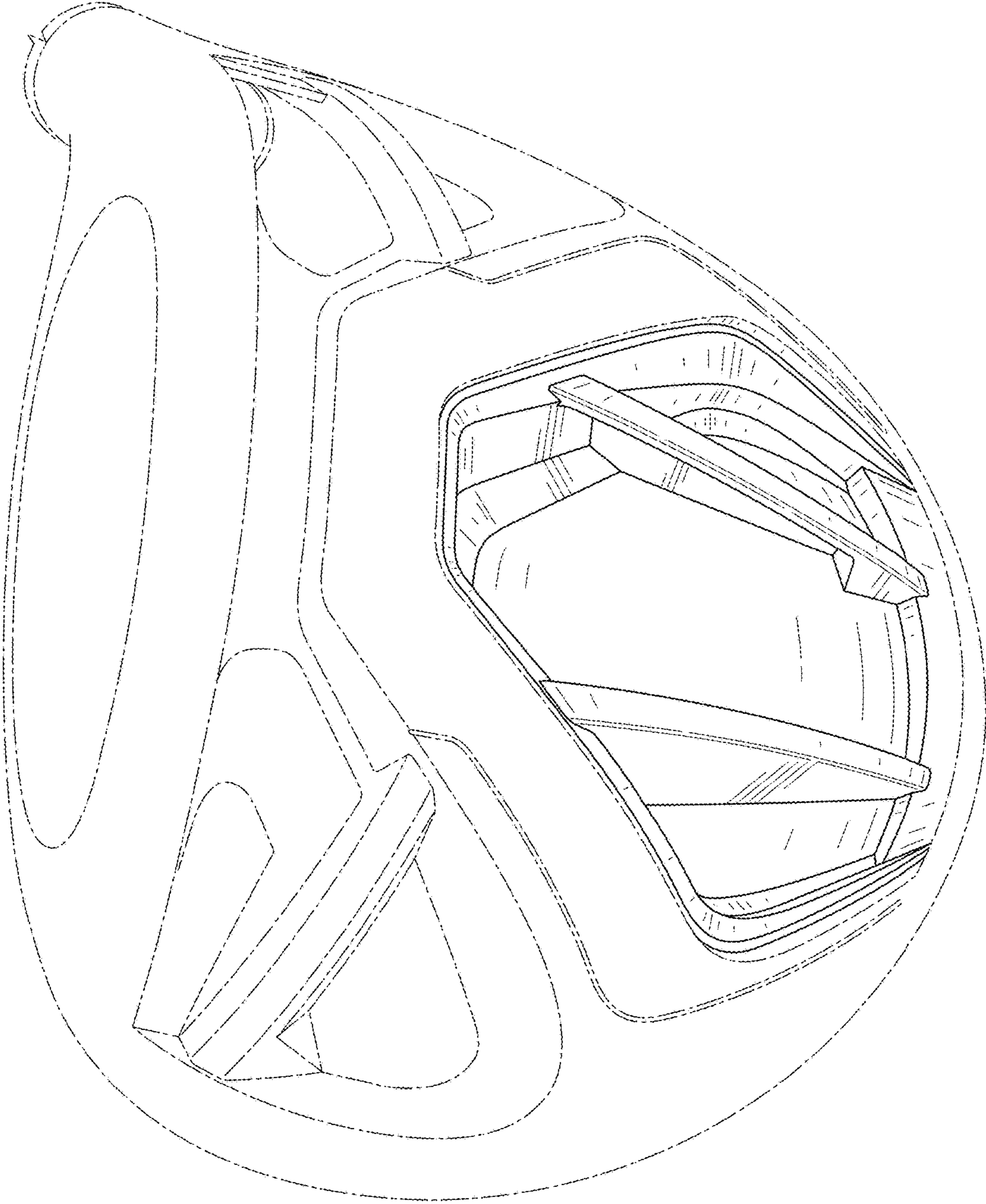


FIG. 1

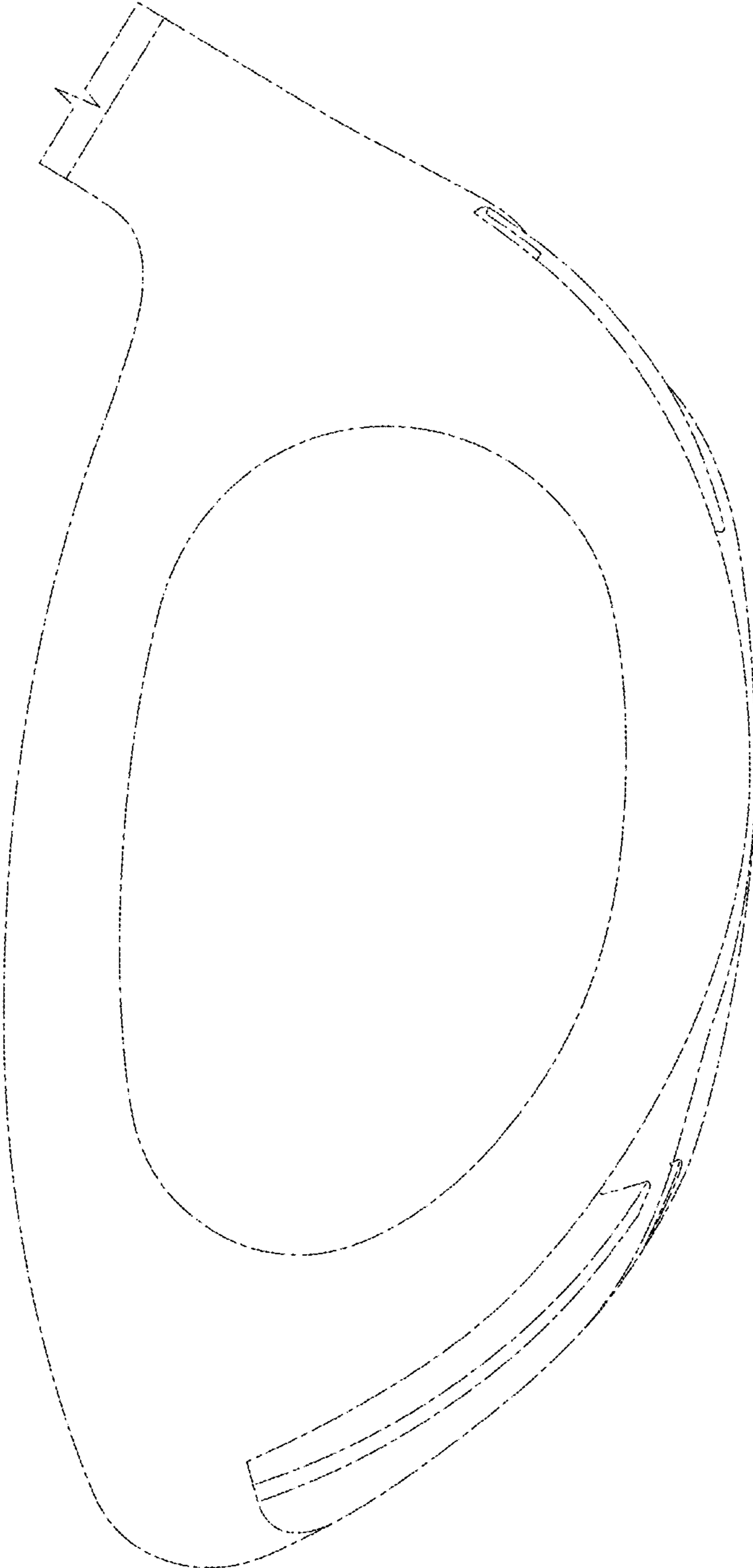


FIG. 2

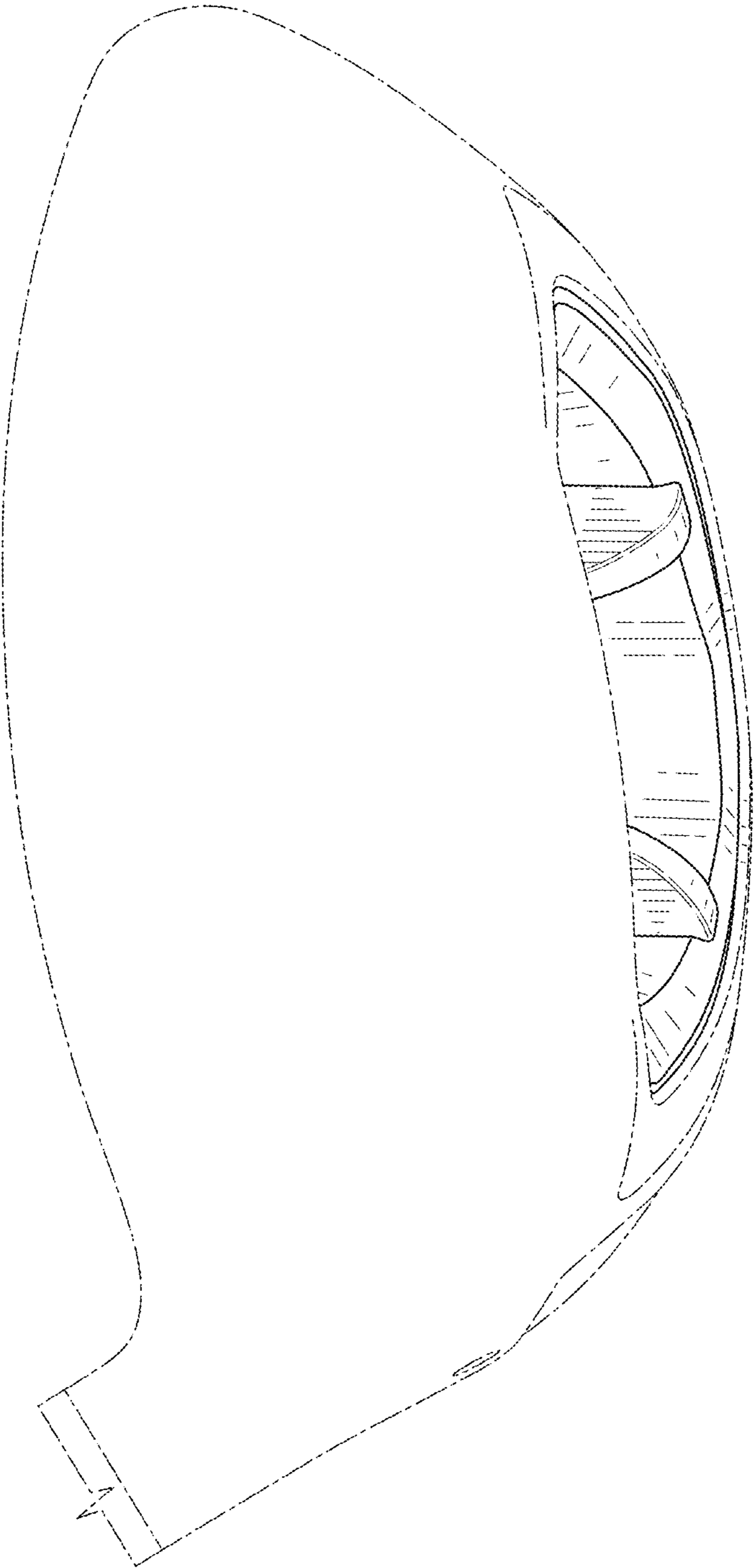


FIG. 3

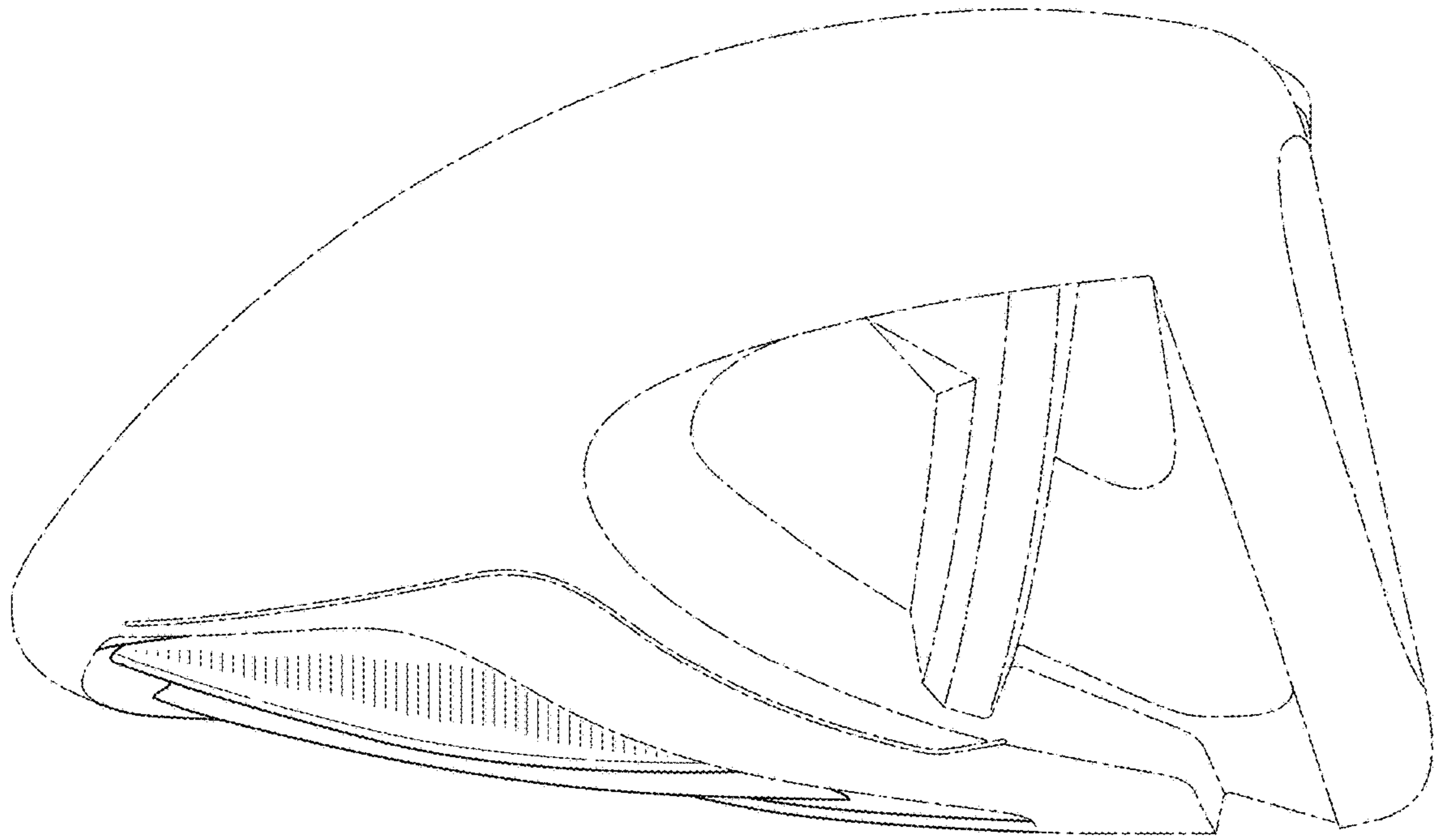


FIG. 4

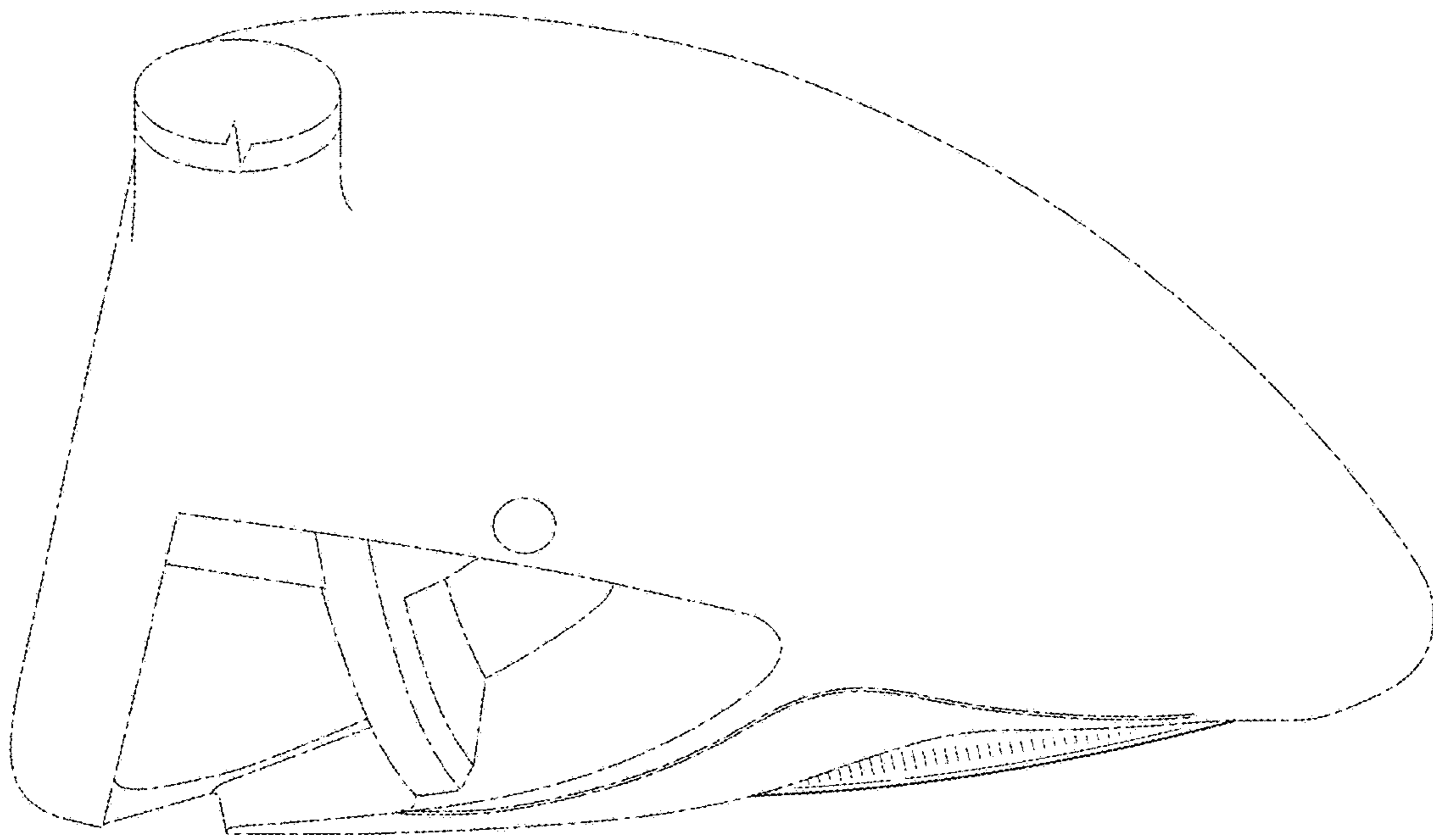


FIG. 5

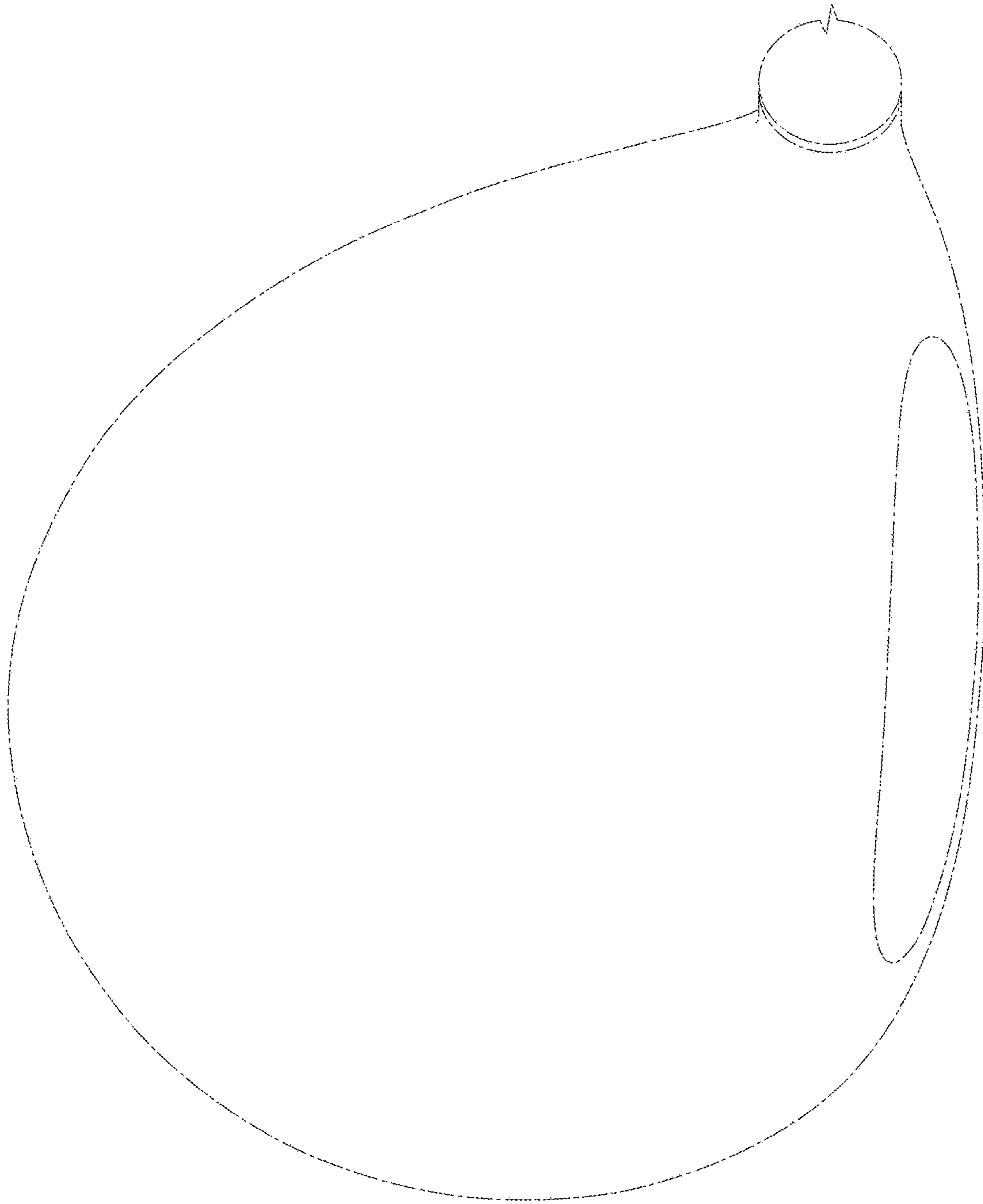


FIG. 6

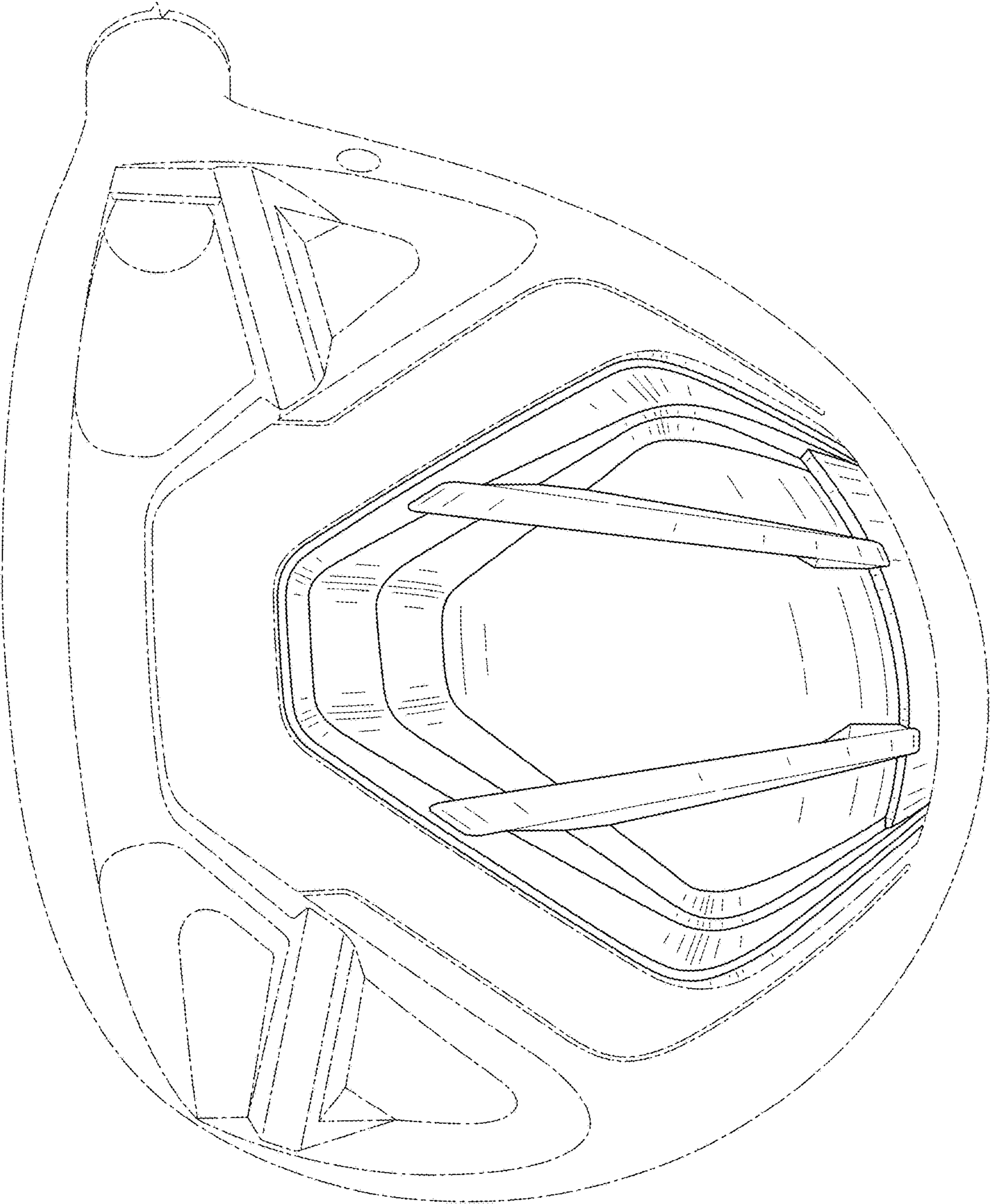


FIG. 7