

US00D794713S

(12) **United States Design Patent** (10) **Patent No.:** **US D794,713 S**
Van Den Broecke et al. (45) **Date of Patent:** **** Aug. 15, 2017**

(54) **SHEET LABEL**
(71) Applicant: **Sanford, L.P.**, Downers Grove, IL (US)
(72) Inventors: **Stefaan Van Den Broecke**, Kalamazoo, MI (US); **Jasper Blockx**, Mechelen (BE)

5,894,923 A * 4/1999 Hamstra G09F 3/10
206/232
D423,591 S * 4/2000 Conley D20/22
D738,429 S * 9/2015 Kim D18/24
2008/0155867 A1 * 7/2008 Nguyen G09F 3/0292
40/310

(**) Term: **14 Years**
(21) Appl. No.: **29/517,455**

(22) Filed: **Feb. 12, 2015**

(51) **LOC (10) Cl.** **19-08**

(52) **U.S. Cl.**
USPC **D20/27**

(58) **Field of Classification Search**
USPC D20/11, 22-29, 40, 99; D18/24; D19/1, D19/20, 25
CPC G09F 1/00; G09F 1/02; G09F 3/00; G09F 3/02; G09F 3/10; G09F 3/14; G09F 3/0288; G09F 3/0297; G09F 2003/0021; G09F 2003/0208; G09F 2003/023; G09F 2003/0225; G09F 2003/0257; G09F 2003/0264; G09F 2003/0266; G09F 2003/0267; G09F 2003/0269; G09F 2003/0272; G09F 2003/0273; G09F 2003/0279; G09F 2003/0202; G09F 2003/021; G09F 2003/0241; G09F 2003/0276; G09D 3/02

See application file for complete search history.

(56) **References Cited**

U.S. PATENT DOCUMENTS

849,251 A * 4/1907 Lindsey G09D 3/02
235/89 R
1,992,779 A * 2/1935 Shedd G09F 3/00
2/239
D237,213 S * 10/1975 Seccafico, Jr. D19/1
D352,956 S * 11/1994 Vanzandt D19/1

OTHER PUBLICATIONS

Letter-press S.28—Graphic Symbols Item 450-25—p. 28 graphics book—McCanorma.*

* cited by examiner

Primary Examiner — Mary Ann Calabrese
(74) *Attorney, Agent, or Firm* — Sanford, L.P.


(57) **CLAIM**

The ornamental design for “sheet label”, as shown and described.

DESCRIPTION

FIG. 1 is a front view of a sheet label, showing my new design, according to one embodiment;
FIG. 2 is a back view of the sheet label shown in FIG. 1;
FIG. 3 is a front view of a sheet label, showing my new design, according to a second embodiment;
FIG. 4 is a back view of the sheet label shown in FIG. 3;
FIG. 5 is a front view of a sheet label, showing my new design, according to a third embodiment;
FIG. 6 is a back view of the sheet label shown in FIG. 5;
FIG. 7 is a front view of a sheet label, showing my new design, according to a fourth embodiment; and,
FIG. 8 is a back view of the sheet label shown in FIG. 7.
The broken lines illustrate boundaries which form no part of the claimed design. In FIGS. 1, 3, 5, and 7, the portions between the outer broken line and inner broken line form no part of the claimed design. In FIGS. 2, 4, 6, and 8, the portions within the broken line form no part of the claimed design.

1 Claim, 8 Drawing Sheets






Fig. 1




Fig. 2




Fig. 3




Fig. 4

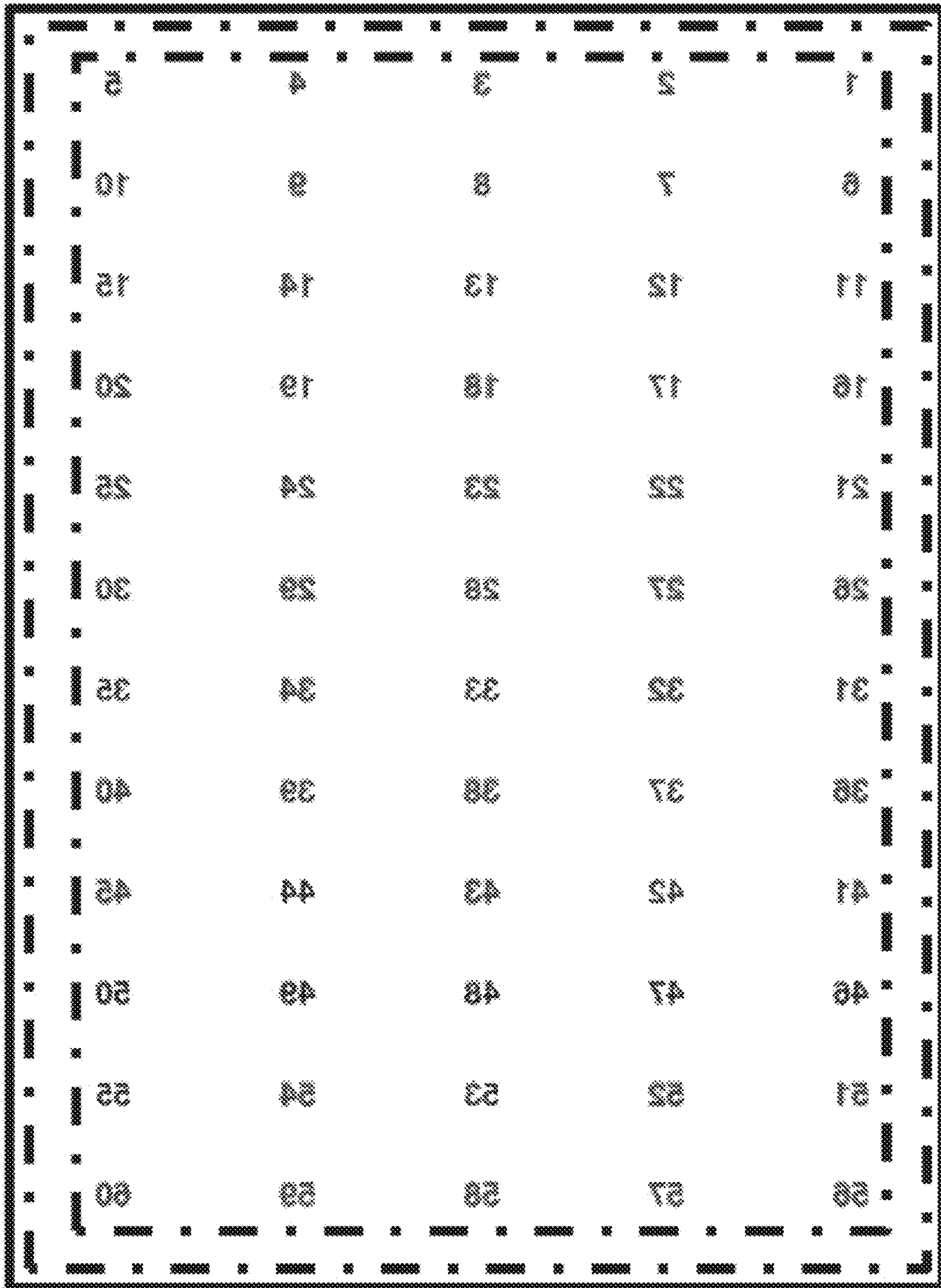


Fig. 5




Fig. 6




Fig. 7




Fig. 8