



US00D794711S

(12) **United States Design Patent** (10) **Patent No.:** **US D794,711 S**
Lazar (45) **Date of Patent:** **** Aug. 15, 2017**

(54) **BACK VEHICLE WINDOW NEW DRIVER SIGN**

(71) Applicant: **Daciana Lazar**, Allen, TX (US)

(72) Inventor: **Daciana Lazar**, Allen, TX (US)

(**) Term: **15 Years**

(21) Appl. No.: **29/562,238**

(22) Filed: **Apr. 23, 2016**

(51) **LOC (10) Cl.** **20-03**

(52) **U.S. Cl.**
USPC **D20/10**

(58) **Field of Classification Search**

USPC D14/485-486; D20/10, 11, 22-28, 40, D20/99

CPC G09F 1/00; G09F 1/02; G09F 2003/023; G09F 2003/0261; G09F 2003/0208; G09F 2003/0264; G09F 7/00; G09F 3/206; G09F 13/00; G09F 2007/1807; G09F 13/04; G09F 2013/0427; G09F 2013/0495; G09D 3/00

See application file for complete search history.

(56) **References Cited**

U.S. PATENT DOCUMENTS

D2,627 S *	4/1867	Arnold	D20/24
D237,487 S *	11/1975	Parker	D11/105
D258,297 S *	2/1981	Pittman	D20/27
D262,638 S *	1/1982	Eichelberger	D20/25
D280,961 S *	10/1985	Unger	D11/99
D281,132 S *	10/1985	Unger	D20/11
D281,134 S *	10/1985	Colquitt	D20/11
D282,806 S *	3/1986	Unger	D20/11
D284,250 S *	6/1986	Zughaib	D20/11
D286,554 S *	11/1986	Giraco	D20/11
D287,683 S *	1/1987	Unger	D20/11
D308,988 S *	7/1990	Green	D20/11

D325,747 S *	4/1992	Green	D20/11
D332,372 S *	1/1993	Kessel	D20/11
D393,285 S *	4/1998	Nipper	D20/28
D405,116 S *	2/1999	Anderson, II	D20/22
D427,243 S *	6/2000	Luby	D20/28
D438,980 S *	3/2001	Hehenberger	D20/28
D441,799 S *	5/2001	Ho	D20/22
D444,817 S *	7/2001	Russell	D20/11
D575,348 S *	8/2008	Tanaka	D20/10
D629,044 S *	12/2010	Suyama	D20/28
D643,070 S *	8/2011	Rosas	D20/23
D683,406 S *	5/2013	Phillips	D20/11
D737,377 S *	8/2015	Philippi	D20/11
D785,096 S *	4/2017	Edwards	D20/11
D786,976 S *	5/2017	Keating	D20/27
D787,331 S *	5/2017	Sims	D9/457
D787,598 S *	5/2017	Carr	D20/27

* cited by examiner

Primary Examiner — Mary Ann Calabrese

Assistant Examiner — Sloan Rozin

(74) *Attorney, Agent, or Firm* — RG Patent Consulting, LLC; Rachel Gilboy

(57) **CLAIM**

The ornamental design for a back vehicle window new driver sign, as shown and described.

DESCRIPTION

FIG. 1 is a perspective view of the back vehicle window new driver sign showing my new design;

FIG. 2 is a front elevation view thereof;

FIG. 3 is a rear elevation view thereof;

FIG. 4 is a right elevation view thereof;


FIG. 5 is a left elevation view thereof;

FIG. 6 is a top plan view thereof; and,

FIG. 7 is a bottom plan view thereof.

Broken lines are included for depicting environmental subject matter and form no part of the claimed design.

1 Claim, 4 Drawing Sheets



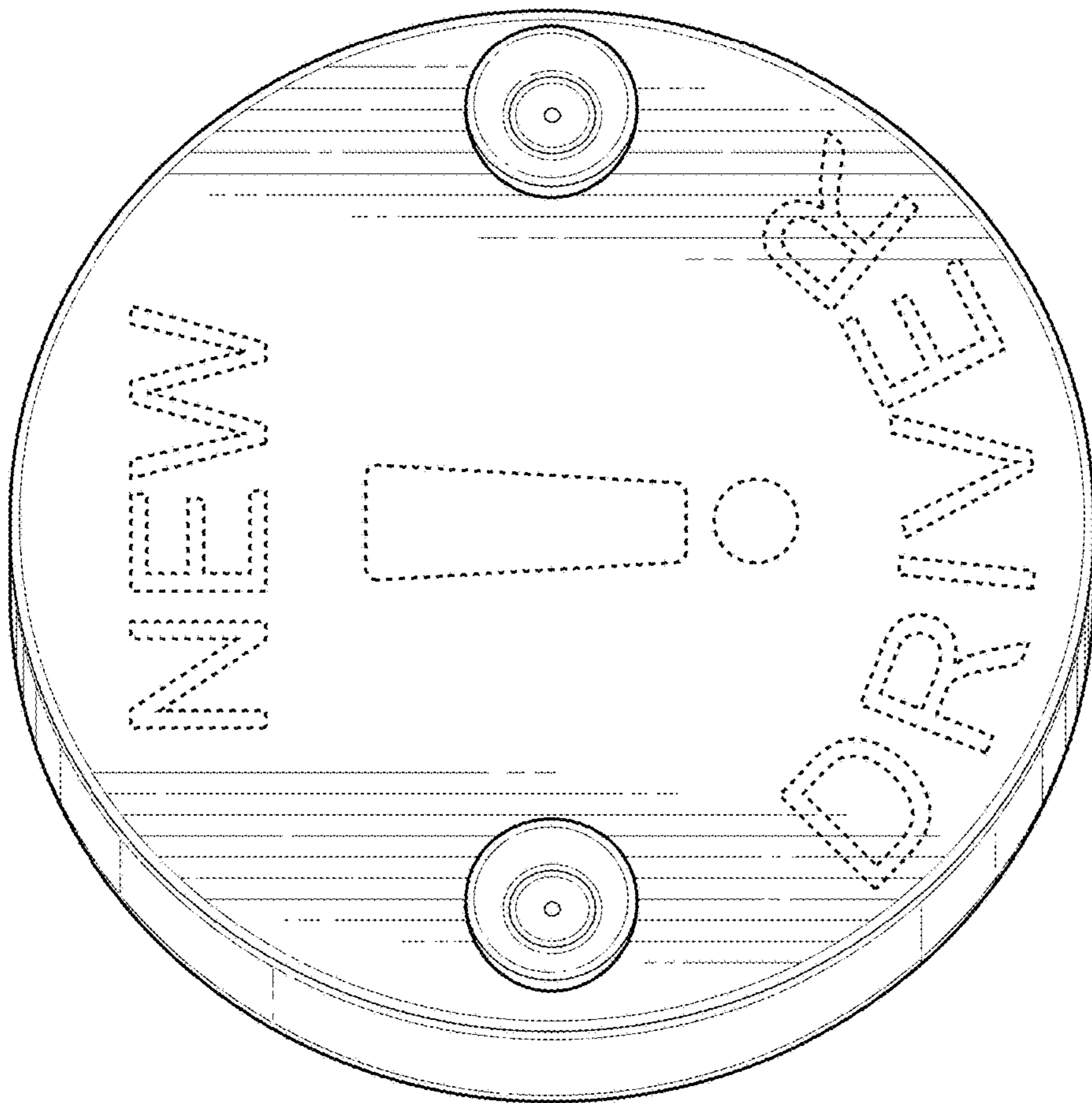


FIG. 1

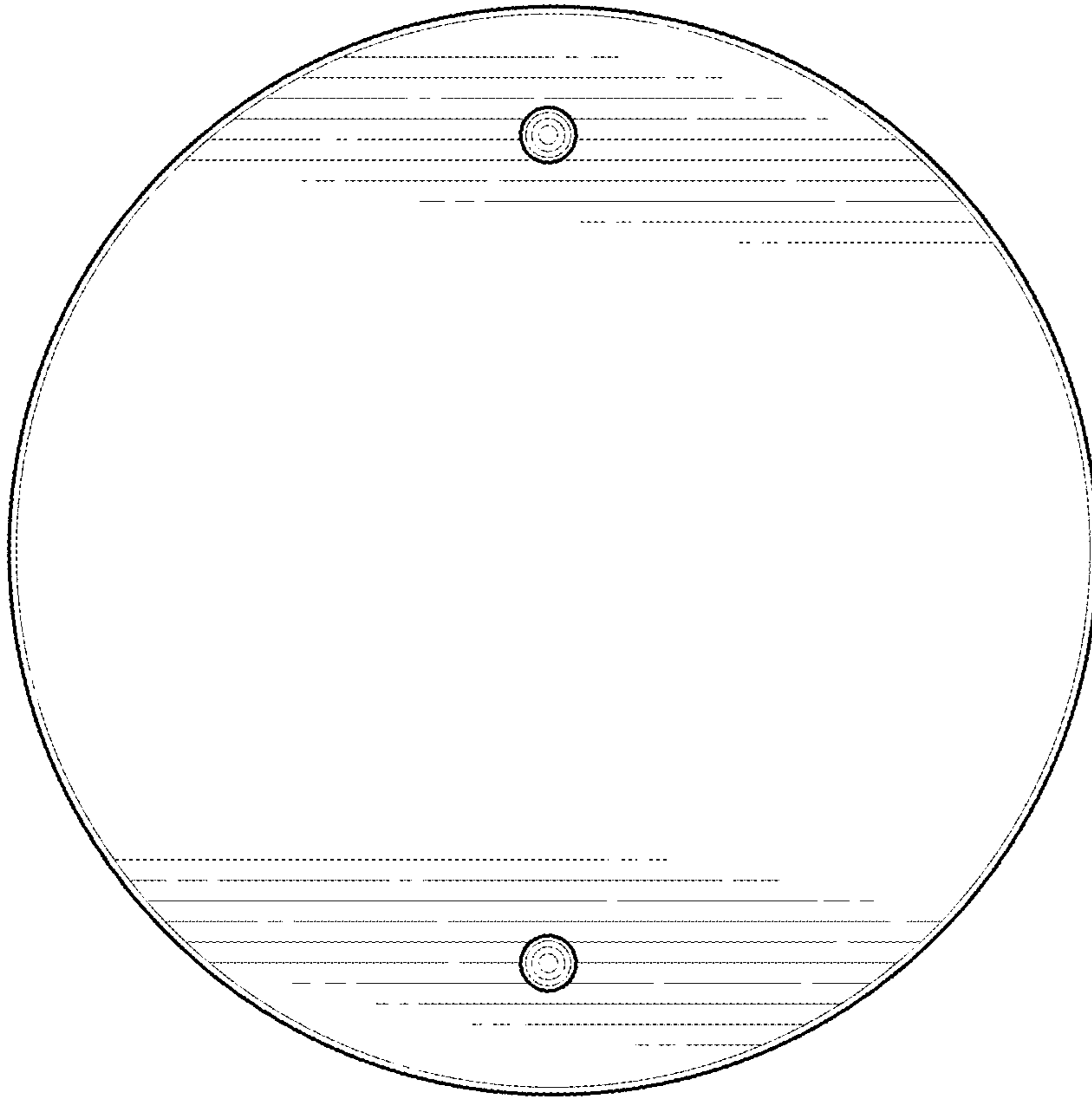


FIG. 3

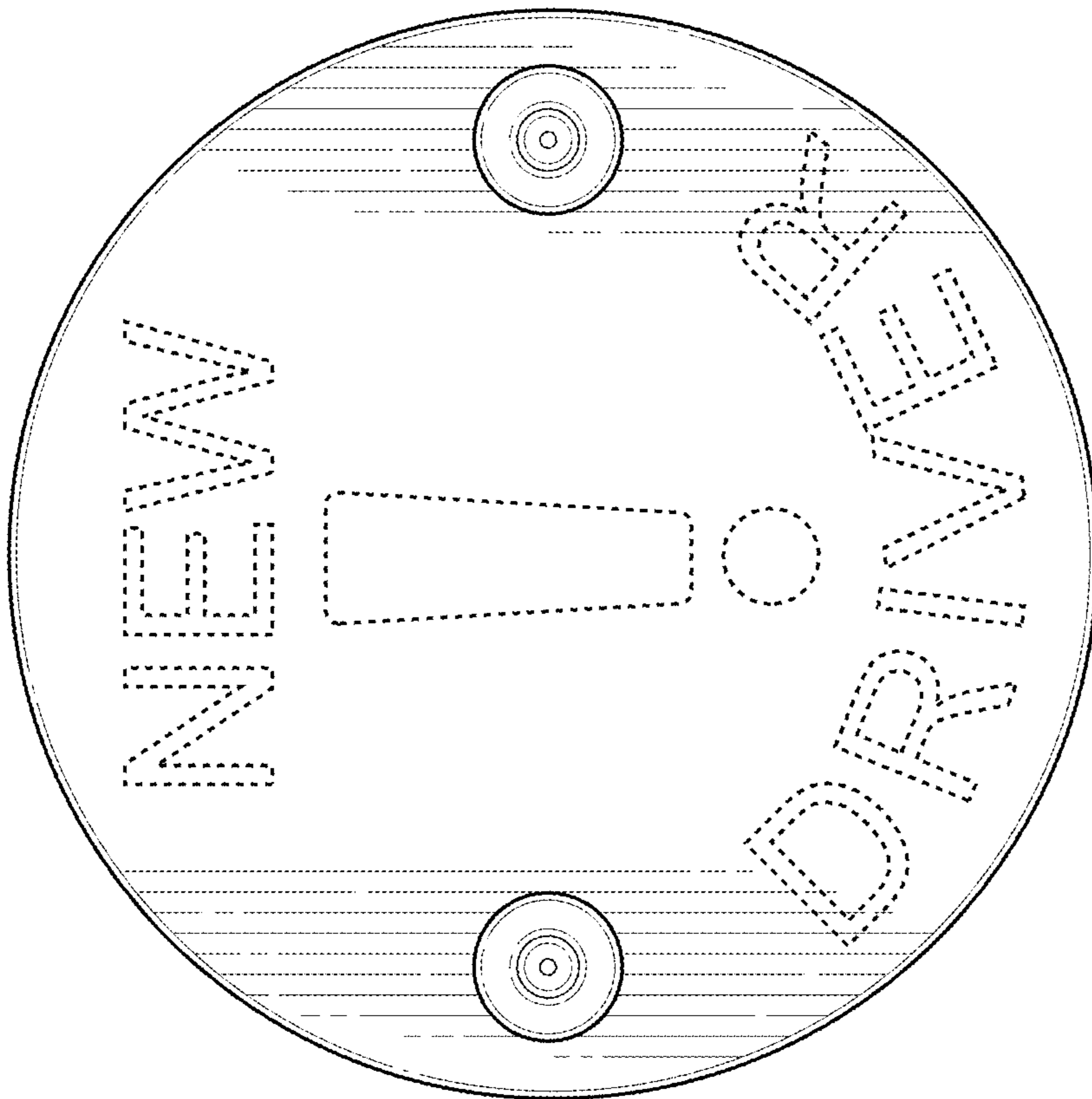


FIG. 2




FIG. 5

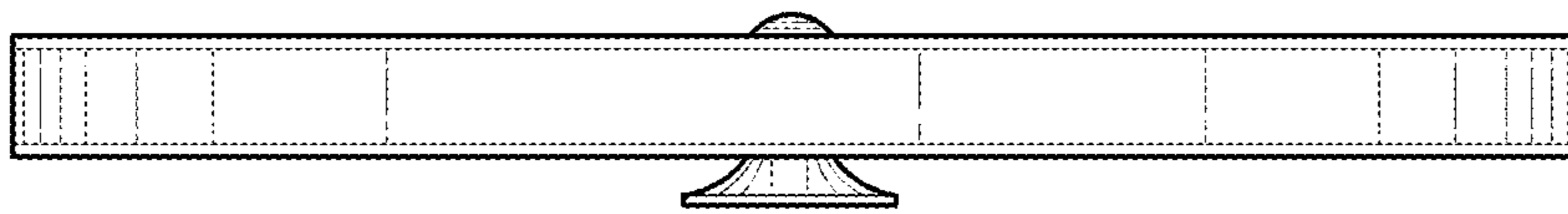


FIG. 4

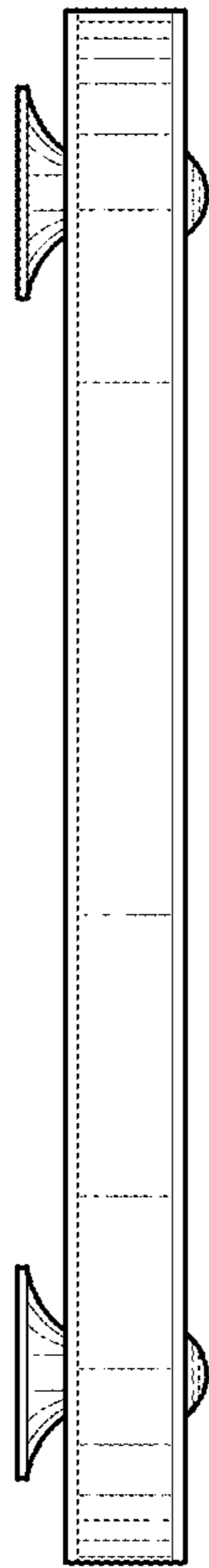


FIG. 6

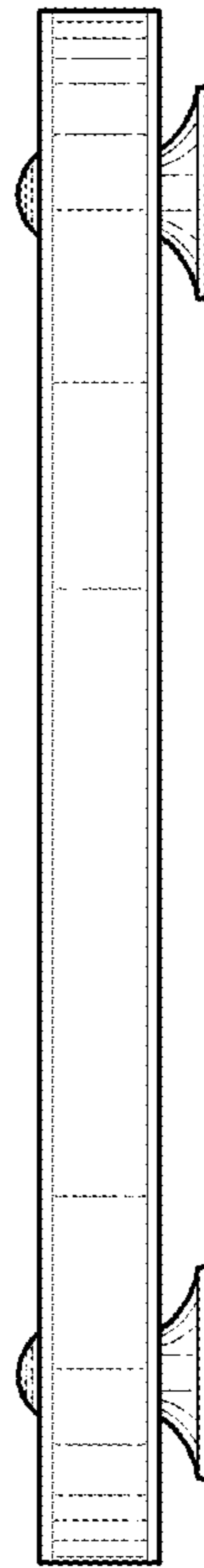


FIG. 7