



US00D794706S

(12) **United States Design Patent** (10) **Patent No.:** **US D794,706 S**
Corcorran (45) **Date of Patent:** **** Aug. 15, 2017**

- (54) **INSTRUMENT STRAP**
- (71) Applicant: **Holly Corcorran**, Portland, OR (US)
- (72) Inventor: **Holly Corcorran**, Portland, OR (US)
- (**) Term: **15 Years**
- (21) Appl. No.: **29/535,604**
- (22) Filed: **Aug. 7, 2015**

Related U.S. Application Data

- (63) Continuation-in-part of application No. 14/811,774, filed on Jul. 28, 2015, now Pat. No. 9,530,393, and a continuation-in-part of application No. 14/811,782, filed on Jul. 28, 2015, now Pat. No. 9,530,394, and a continuation-in-part of application No. 29/535,121, filed on Aug. 4, 2015, and a continuation-in-part of application No. 29/535,123, filed on Aug. 4, 2015.
- (51) **LOC (10) Cl.** **17-99**
- (52) **U.S. Cl.**
USPC **D17/20**
- (58) **Field of Classification Search**
USPC D2/624-627, 639, 640; D3/327;
D16/242, 243; D17/3, 4, 14, 15, 17-21,
D17/24, 99; D24/190; D29/100,
D29/101.1-101.5
CPC G10G 5/00; G10G 5/005
See application file for complete search history.

(56) **References Cited**

U.S. PATENT DOCUMENTS

- 1,903,081 A * 3/1933 Wotherspoon A41F 9/002
182/9
- D249,386 S * 9/1978 Zacuto 224/258
- D303,318 S * 9/1989 Clary D29/101.5
- D314,394 S * 2/1991 Cardwell D16/243
- D335,136 S * 4/1993 McMichael D17/20
- D375,823 S * 11/1996 Bleiweis D2/627

- D393,362 S * 4/1998 Byers D17/20
- 5,806,733 A * 9/1998 Smith A45C 13/30
224/264
- D462,710 S * 9/2002 Babcock D17/20
- D476,357 S * 6/2003 Gresco D17/20
- D479,554 S * 9/2003 Boron D17/20
- D489,182 S * 5/2004 Tilby D3/327
- D508,516 S * 8/2005 Boone D17/20
- D513,034 S * 12/2005 Boron D17/20
- D553,328 S * 10/2007 King D2/624
- D574,415 S * 8/2008 Koskela D17/20
- D636,603 S * 4/2011 Cartwright D3/327
- D663,955 S * 7/2012 Swaggart D3/327
- 8,269,085 B1 * 9/2012 Darbon G10G 5/005
224/265
- D673,346 S * 1/2013 Kosh D2/639
- D673,998 S * 1/2013 Wells D17/20
- D688,851 S * 9/2013 Parker D2/627

(Continued)

Primary Examiner — Susan E Krakower
Assistant Examiner — Lisa A Grabenstetter
 (74) *Attorney, Agent, or Firm* — Michelle E. Carey;
 Telekta Law, P.S.

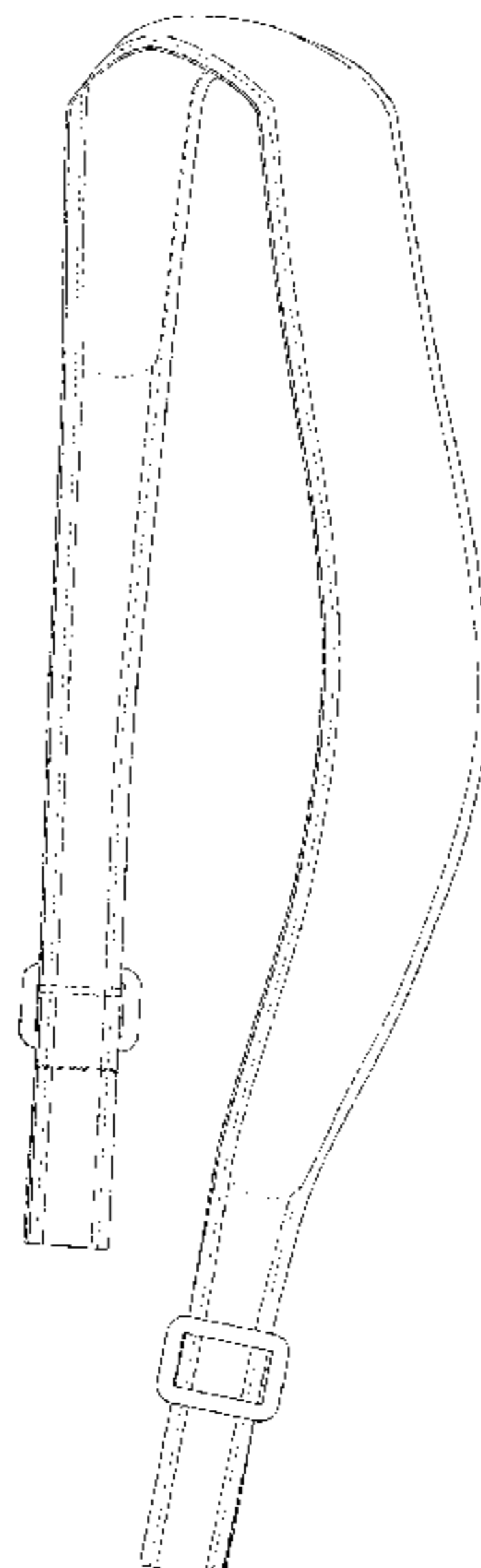
(57) **CLAIM**

The ornamental design for an instrument strap, as shown and described.

DESCRIPTION

FIG. 1 is an enlarged isometric view an instrument strap showing our new design in a folded configuration;
 FIG. 2 is a top plan view thereof;
 FIG. 3 is a bottom plan view thereof;
 FIG. 4 is a right side view thereof;
 FIG. 5 is a left side view thereof;
 FIG. 6 is a front view thereof; and,
 FIG. 7 is a back view thereof.
 The broken lines found on the instrument strap in FIGS. 1-3 represent unclaimed stitching and form no part of the claimed design.

1 Claim, 3 Drawing Sheets



(56)

References Cited

U.S. PATENT DOCUMENTS

D705,523 S * 5/2014 Henry D2/853
D705,849 S * 5/2014 Bush D17/20

* cited by examiner

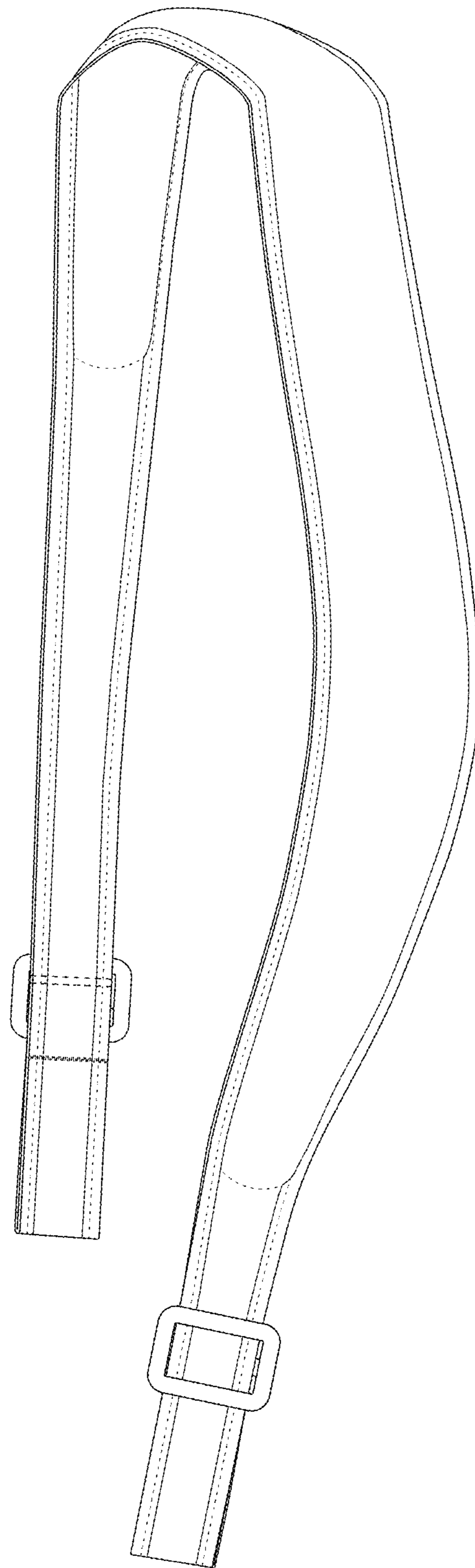


Fig. 1

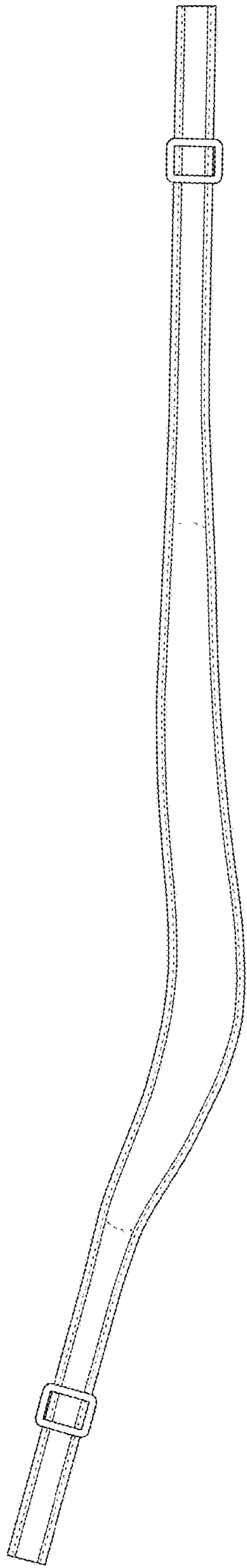


Fig. 2

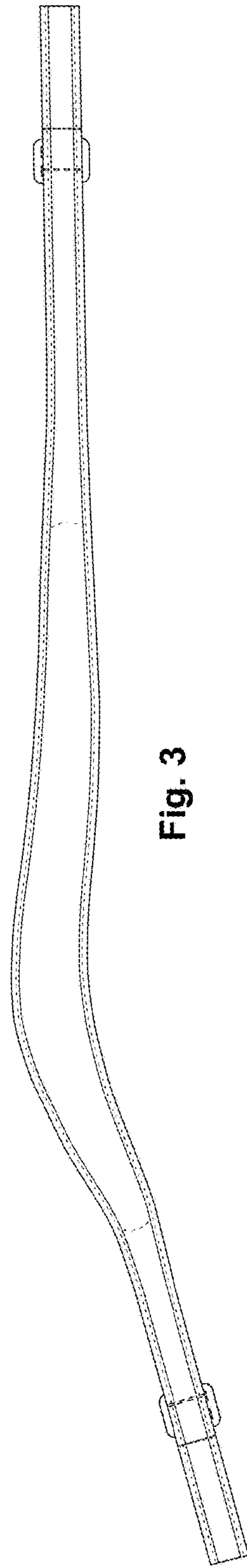


Fig. 3

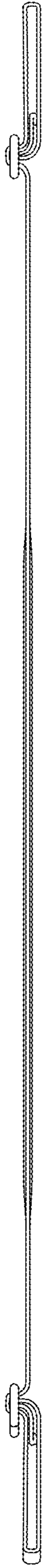


Fig. 4

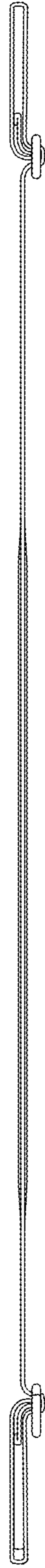


Fig. 5

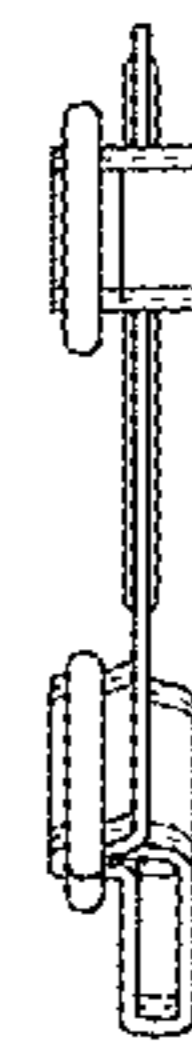


Fig. 6

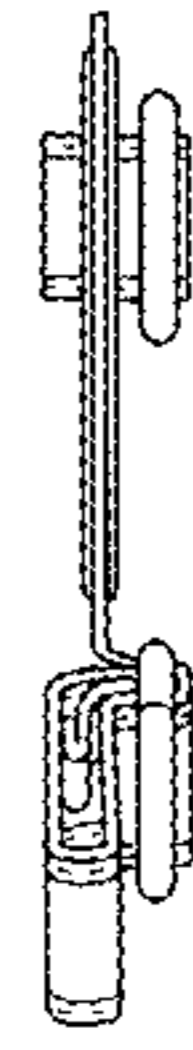


Fig. 7