



US00D794698S

(12) **United States Design Patent** (10) **Patent No.:** **US D794,698 S**  
**Gal** (45) **Date of Patent:** **\*\* Aug. 15, 2017**

(54) **SIDED HANDLE FOR A CAMERA**

(71) Applicant: **Avi Gal**, Tel Aviv (IL)

(72) Inventor: **Avi Gal**, Tel Aviv (IL)

(\*\*) Term: **15 Years**

(21) Appl. No.: **29/549,298**

(22) Filed: **Dec. 21, 2015**

(30) **Foreign Application Priority Data**

Nov. 12, 2015 (IL) ..... 57630

(51) **LOC (10) Cl.** ..... **16-05**

(52) **U.S. Cl.**

USPC ..... **D16/237**

(58) **Field of Classification Search**

USPC ..... D16/200, 204, 208, 213, 219, 235,  
D16/237-250; D14/251, 434; D8/313,  
D8/349, 382, 383; D15/2-6, 138, 144;  
D12/162

CPC ..... G03B 17/56; G03B 17/561-17/568; G02B  
7/00-7/002

See application file for complete search history.

(56) **References Cited**

**U.S. PATENT DOCUMENTS**

D28,764 S \* 5/1898 Burdick ..... D15/135  
D31,903 S \* 11/1899 Burdick ..... D15/138  
D470,391 S \* 2/2003 Adams ..... D8/349  
D621,865 S \* 8/2010 Chidester ..... D16/245  
D626,826 S \* 11/2010 Austro ..... D8/382

D647,787 S \* 11/2011 Duval ..... D8/394  
D666,484 S \* 9/2012 Heindl ..... D8/382  
D681,424 S \* 5/2013 Heindl ..... D8/382  
D714,626 S \* 10/2014 Trifari, Jr. .... D8/354  
D720,980 S \* 1/2015 Kaishian ..... D8/300  
D735,566 S \* 8/2015 Wu ..... D8/380  
D762,105 S \* 7/2016 Prevost ..... D8/349  
D765,156 S \* 8/2016 Matsumoto ..... D15/138  
D770,556 S \* 11/2016 Sharma ..... D16/237  
2003/0157362 A1 \* 8/2003 Suzuki ..... C03C 27/00  
428/632  
2009/0230757 A1 \* 9/2009 Chancharoen ..... F16F 15/324  
301/5.21

**FOREIGN PATENT DOCUMENTS**

EM 002960211-0001 \* 1/2016

\* cited by examiner

*Primary Examiner* — Vy Koenig

*Assistant Examiner* — Omeed Agilee

(74) *Attorney, Agent, or Firm* — Carter, DeLuca, Farrell  
& Schmidt, LLP

(57) **CLAIM**

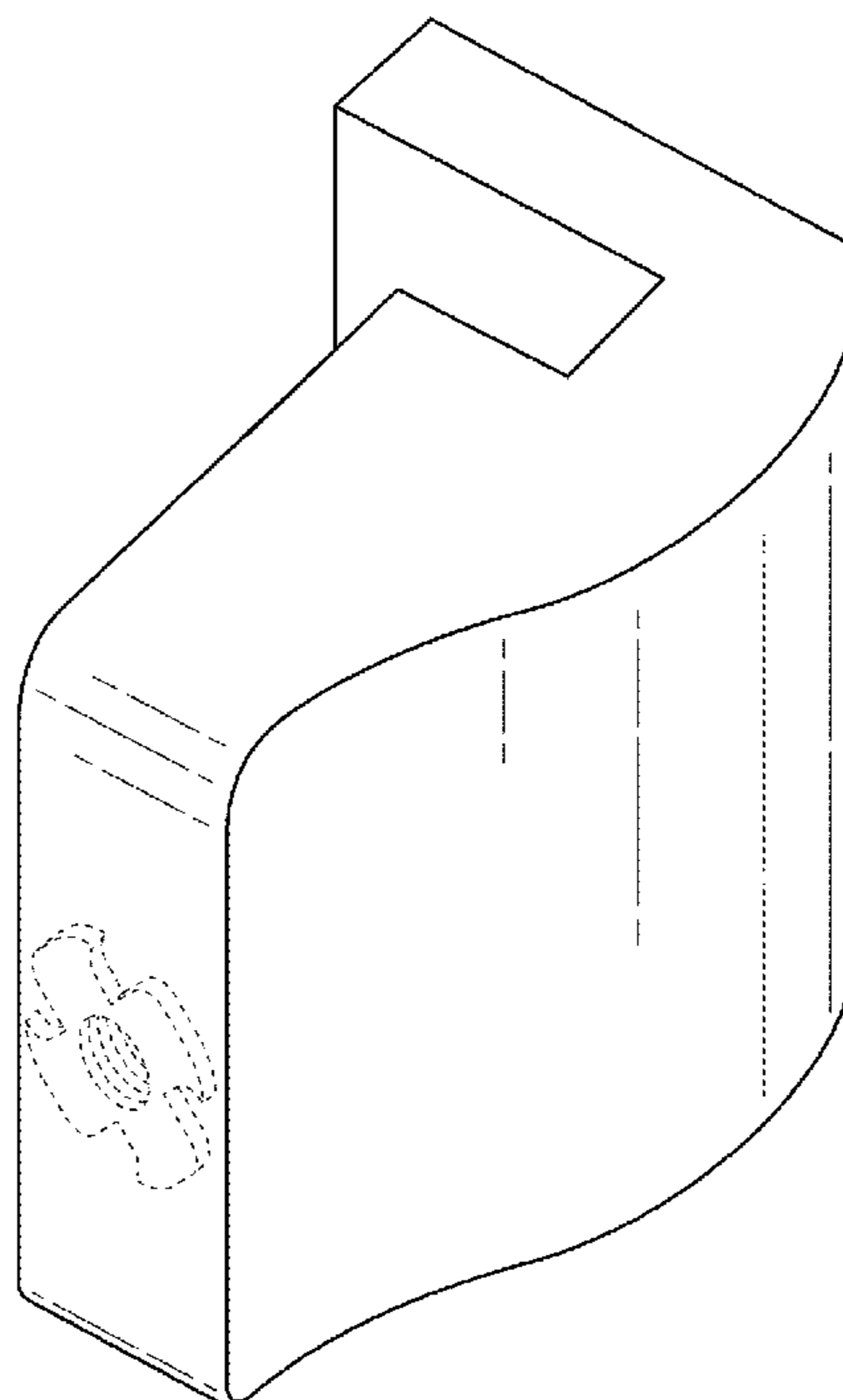
The ornamental design for a sided handle for a camera, as shown and described.

**DESCRIPTION**

FIG. 1 is a perspective view of a sided handle for a camera in accordance with the principles of the present design; and, FIG. 2 is a top view of the sided handle for a camera of FIG. 1.

In the drawings, the broken lines depict environmental subject matter only and form no part of the claimed design.

**1 Claim, 2 Drawing Sheets**



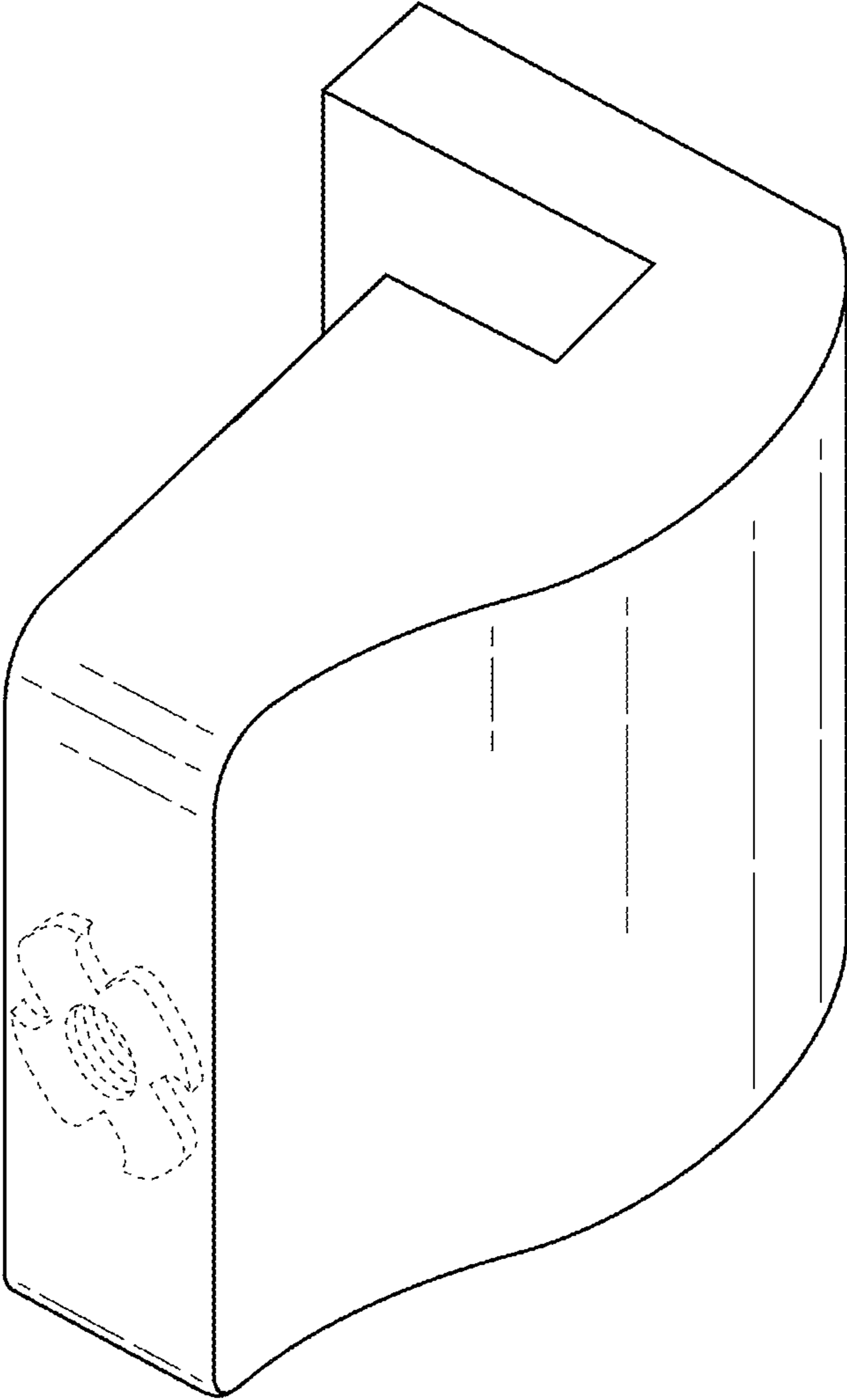


FIG. 1

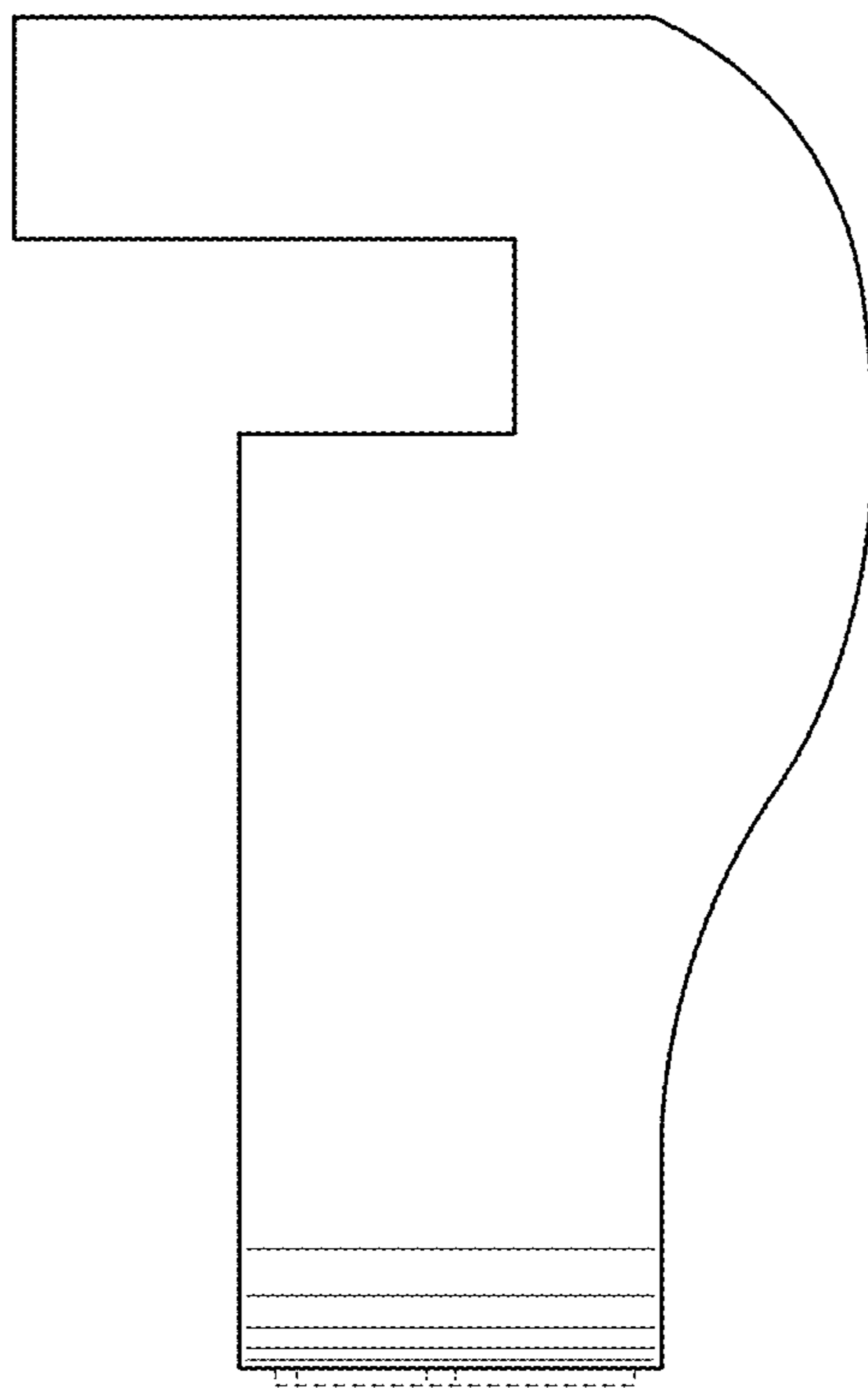


FIG. 2