

US00D794690S

(12) **United States Design Patent** (10) **Patent No.:** **US D794,690 S**
Sewell et al. (45) **Date of Patent:** **** Aug. 15, 2017**

(54) **SPROCKET WITH DOUBLE MUD RELIEF** 8,202,185 B2 * 6/2012 Haesloop F16H 55/30
474/156
(71) Applicant: **The Charles Machine Works, Inc.,** D716,191 S * 10/2014 Reiter F16H 55/303
Perry, OK (US) D12/123
D751,036 S * 3/2016 Svensson D13/112
(72) Inventors: **Cody L. Sewell, Perry, OK (US);** D781,345 S * 3/2017 Pratley D15/5
Brant D. Kukuk, Perry, OK (US) 2017/0074383 A1* 3/2017 Sewell F16H 55/30

(73) Assignee: **The Charles Machine Works, Inc.,**
Perry, OK (US)

(**) Term: **15 Years**

(21) Appl. No.: **29/554,286**

(22) Filed: **Feb. 10, 2016**

(51) **LOC (10) Cl.** **15-09**

(52) **U.S. Cl.**
USPC **D15/138**

(58) **Field of Classification Search**
USPC D12/80, 123; D15/148, 149; 74/640;
92/71; 192/38, 223.2; 475/331
CPC F16H 7/06; F16H 55/30; F16H 2055/306
See application file for complete search history.

(56) **References Cited**

U.S. PATENT DOCUMENTS

6,415,532 B1 7/2002 Bricko et al.
6,910,980 B2 * 6/2005 Hamilton F16H 55/06
474/156
D527,245 S * 8/2006 Kelleghan D8/356
7,416,500 B2 * 8/2008 Young F16H 7/06
474/152
7,451,863 B2 * 11/2008 Chen F16D 41/30
192/46
7,914,408 B2 * 3/2011 Young F16H 7/06
474/152

OTHER PUBLICATIONS

The Charles Machine Works, Inc. "Hard-Working Parts for Hard-Working Pros.", company catalog, 2016, thirty-nine pages, Perry, Oklahoma.

* cited by examiner

Primary Examiner — Patricia Palasik
(74) *Attorney, Agent, or Firm* — Tomlinson McKinstry, P.C.

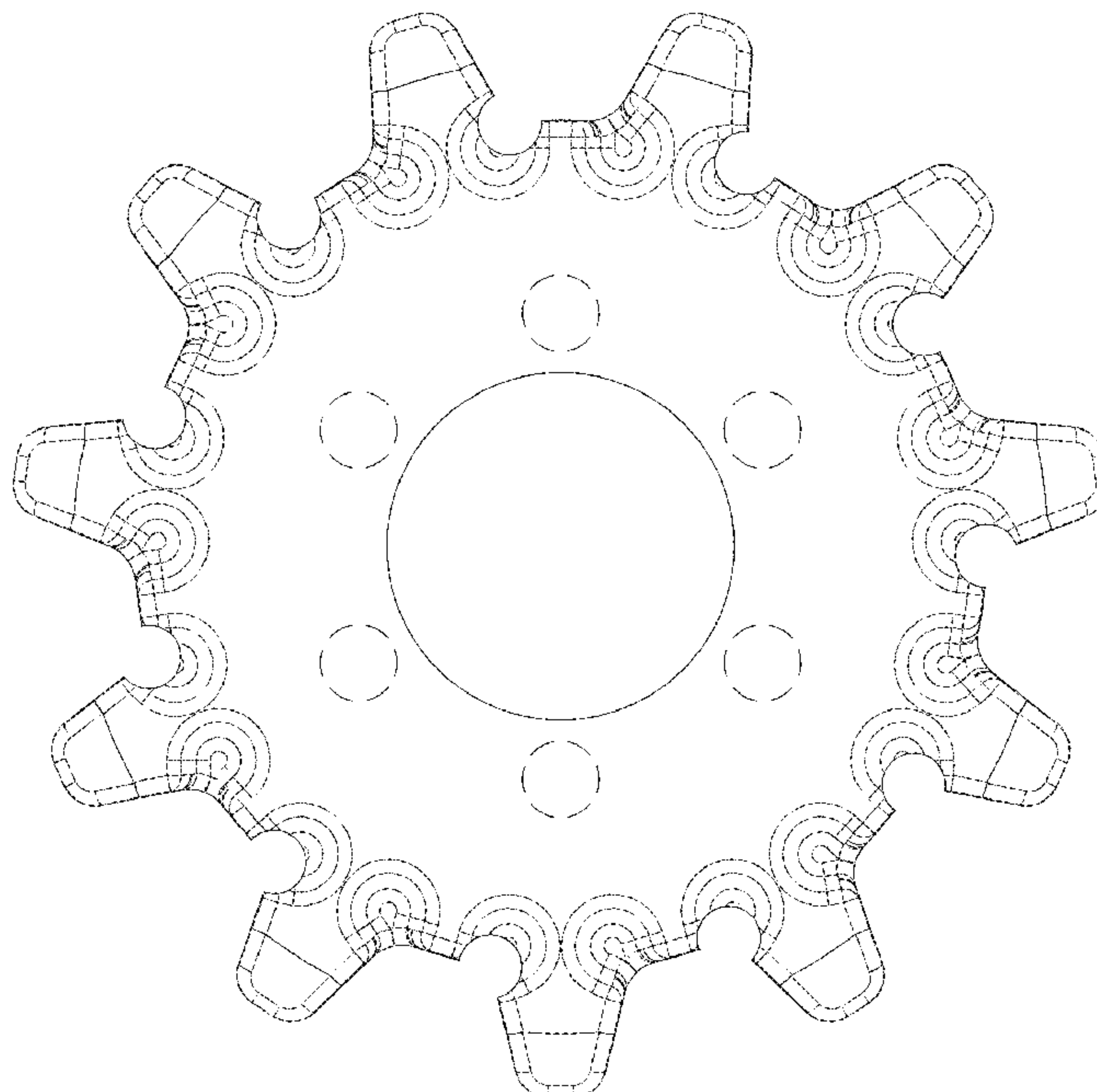
(57) **CLAIM**

The ornamental design for a sprocket with double mud relief, as shown and described.

DESCRIPTION

FIG. 1 is a front view of a sprocket with double mud relief showing our new design;
FIG. 2 is an edge view of the sprocket shown in FIG. 1;
FIG. 3 is a front top left perspective view of the sprocket shown in FIG. 1; and,
FIG. 4 is a second front top left perspective view at a different angle than the view of FIG. 3.
The broken lines indicate unclaimed portions and form no part of the claimed design.

1 Claim, 4 Drawing Sheets



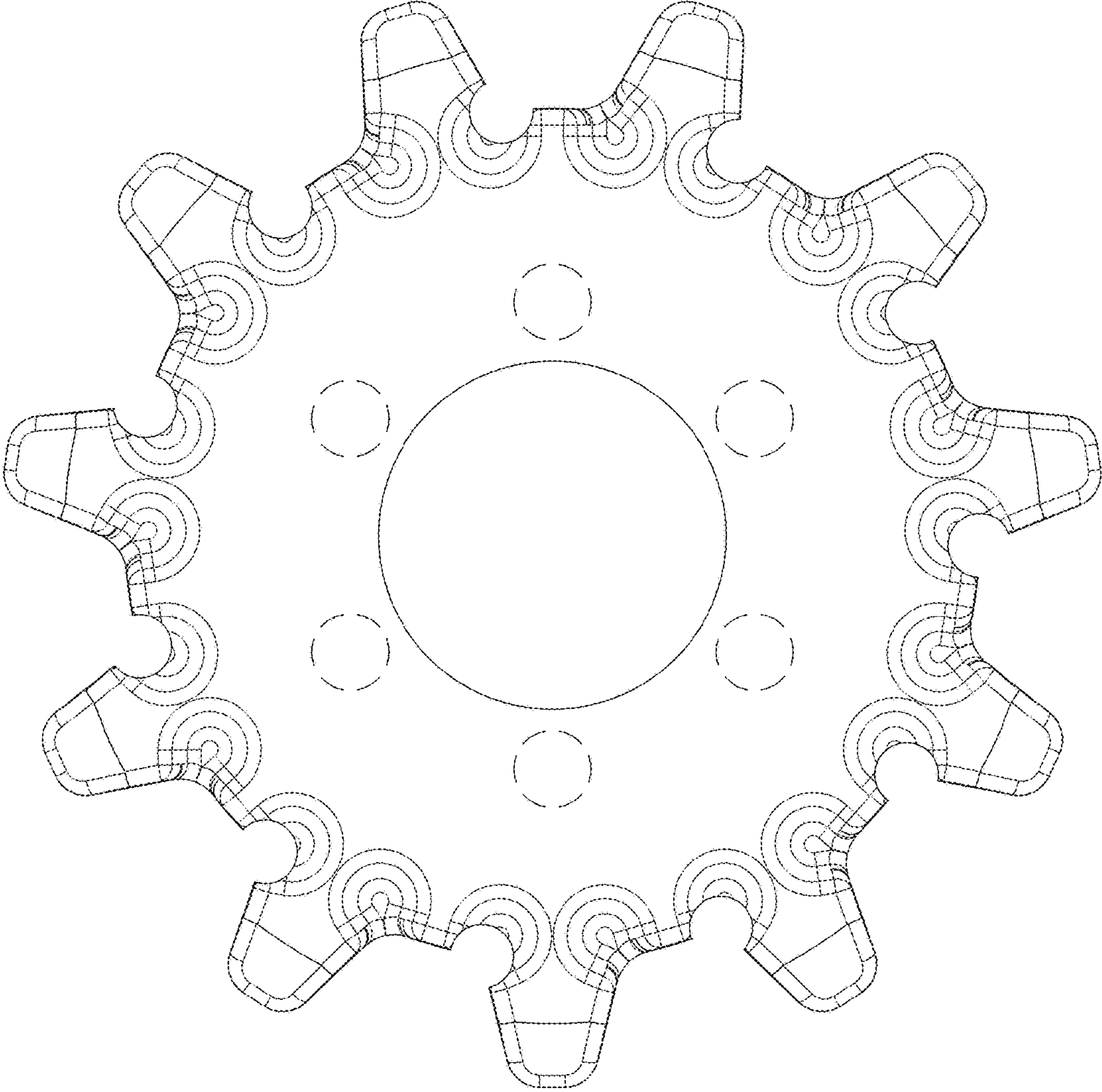


FIG. 1

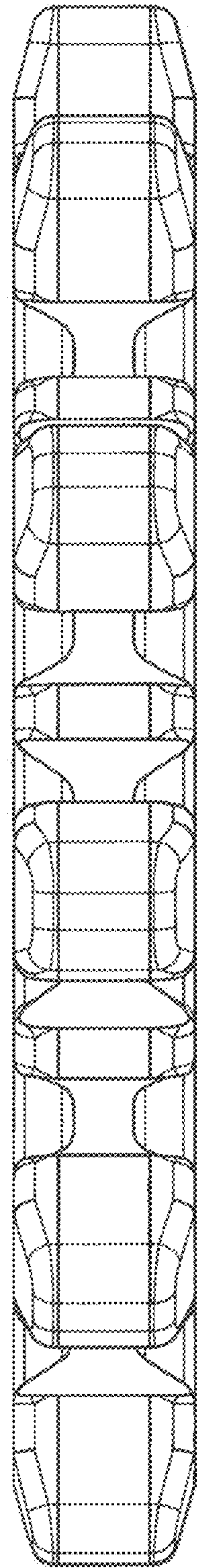


FIG. 2

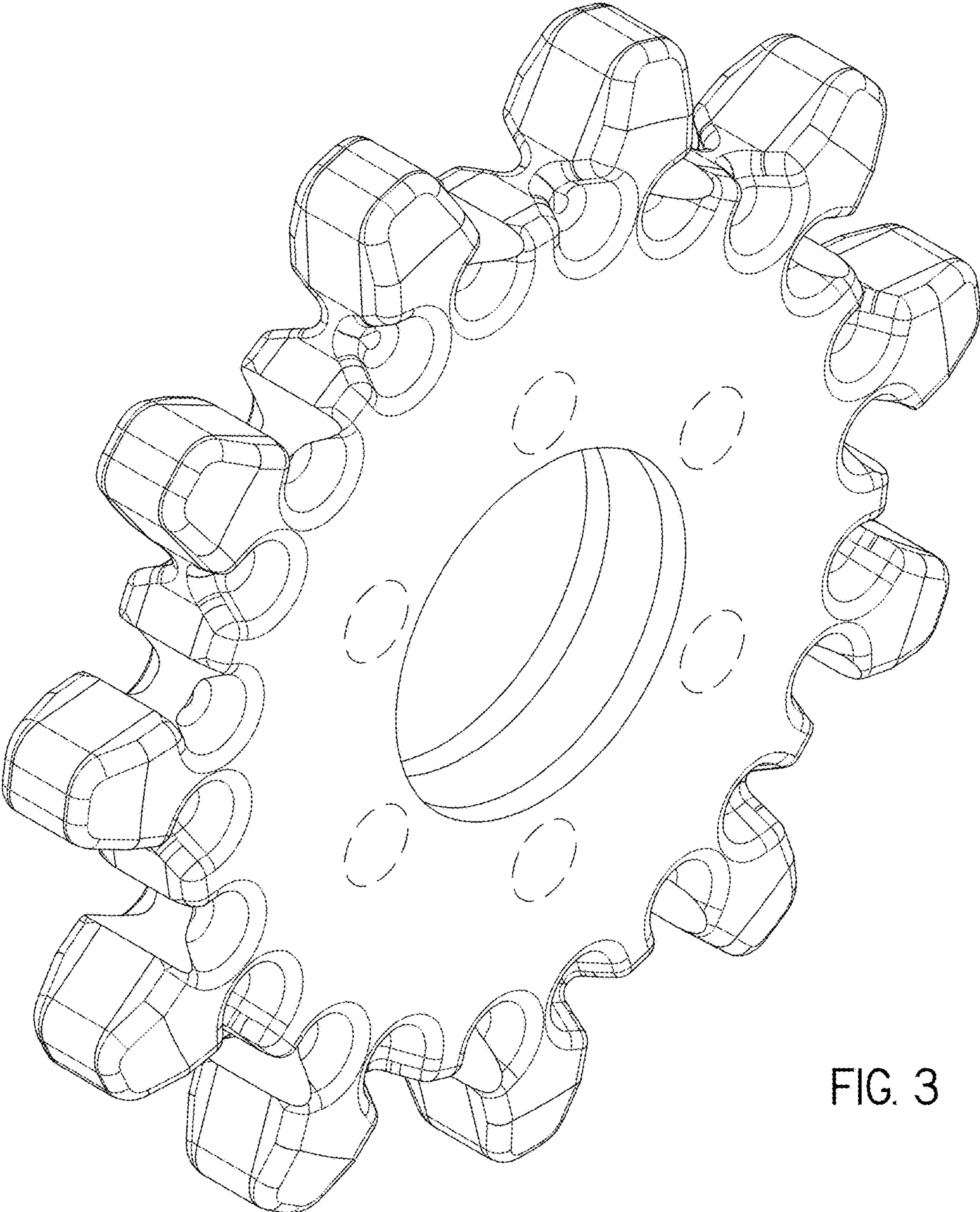


FIG. 3

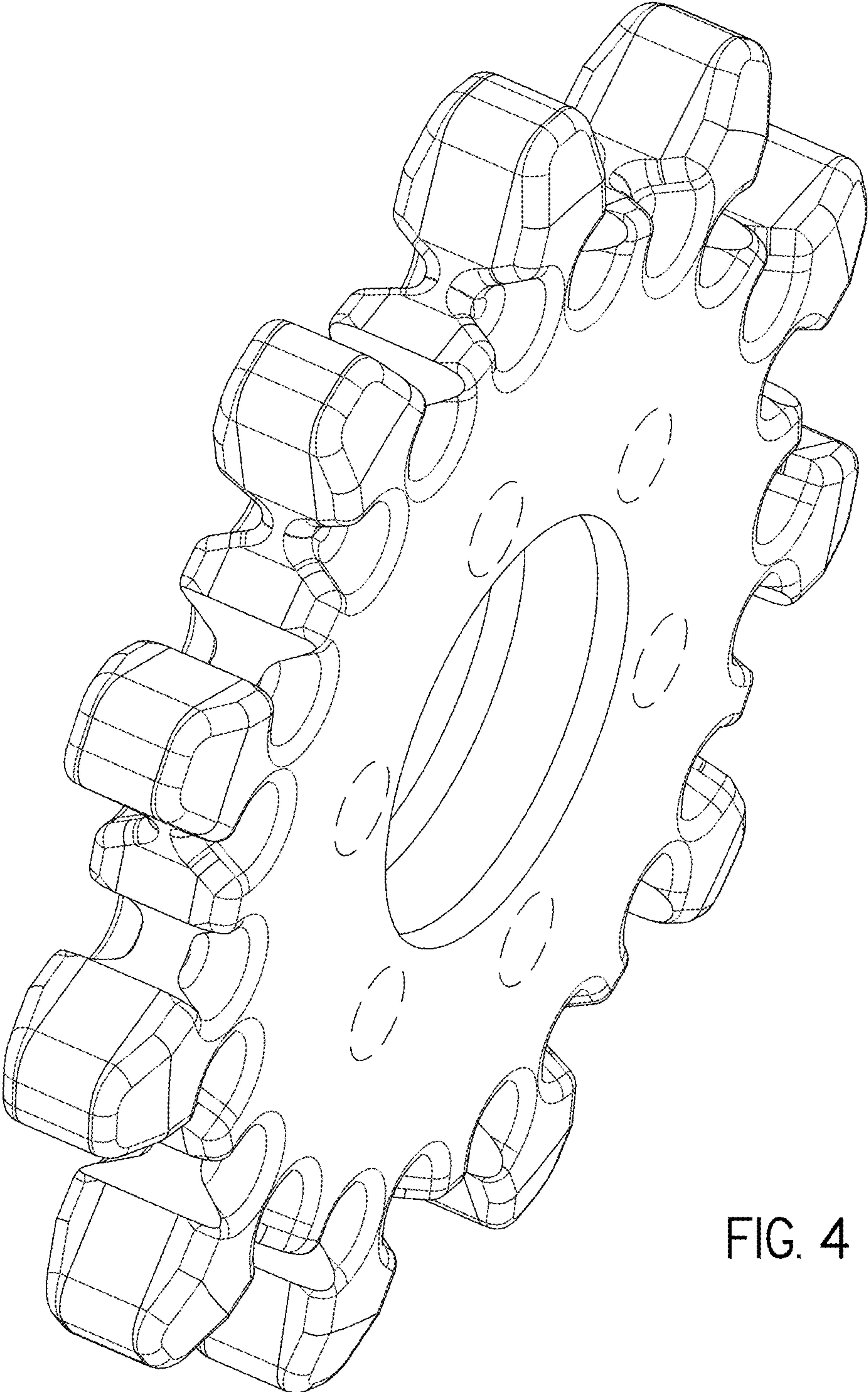


FIG. 4