



US00D794688S

(12) **United States Design Patent**
Gericke et al.

(10) **Patent No.:** **US D794,688 S**

(45) **Date of Patent:** **** Aug. 15, 2017**

(54) **MIXER**

(71) Applicant: **Gericke Holding AG**, Regensdorf (CH)

(72) Inventors: **Markus H. Gericke**, Zollikon (CH);
Reto Schaffner, Weiningen (CH); **Boris Wechner**, Wetzikon (CH); **Christian Scholz**, Neustadt an der Weinstrasse (DE)

(73) Assignee: **GERICKE HOLDING AG**, Regensdorf (CH)

(**) Term: **15 Years**

(21) Appl. No.: **29/558,614**

(22) Filed: **Mar. 18, 2016**

(30) **Foreign Application Priority Data**

Sep. 21, 2015 (EM) 002776245

(51) **LOC (10) Cl.** **15-09**

(52) **U.S. Cl.**
USPC **D15/122; D15/147**

(58) **Field of Classification Search**
USPC D7/376; D9/436; D15/122, 147
CPC .. B01F 3/18; B01F 3/20; B01F 3/2078; B01F 9/06; B01F 15/065; B01F 2009/0092; B01F 2015/061; B01F 2015/0049; B29B 7/50; F28D 7/106; F28D 11/02; F28D 2021/0045; F28F 1/02; F28F 2215/06
See application file for complete search history.

(56) **References Cited**

U.S. PATENT DOCUMENTS

2,344,307 A * 3/1944 Jones E01C 19/104
366/24
2,884,232 A * 4/1959 Wilkinson B28C 5/325
222/227

D196,811 S * 11/1963 Lasar D7/376
D209,922 S * 1/1968 Golding D7/372
3,941,357 A * 3/1976 Wurtz B01F 7/042
366/291
4,588,299 A * 5/1986 Brown B01F 15/00954
366/18
4,963,031 A * 10/1990 Brown B28C 5/003
366/141
5,261,744 A * 11/1993 Brunn B01F 9/0001
366/217
D388,447 S * 12/1997 Otto D15/147
D393,476 S * 4/1998 Lodige D15/147
D463,205 S * 9/2002 Schlichting D7/372
6,471,394 B2 * 10/2002 Kesig B01F 7/02
366/331
D523,025 S * 6/2006 Ikuta D15/10
7,168,846 B1 * 1/2007 Maupin A23N 12/02
366/226
D555,420 S * 11/2007 Voss D7/376
D583,398 S * 12/2008 Seiler D15/147
D598,479 S * 8/2009 Seiler D15/147
D662,117 S * 6/2012 Dorbath D15/147
D684,811 S * 6/2013 Fancelli D7/376

(Continued)

Primary Examiner — Patricia Palasik

(74) *Attorney, Agent, or Firm* — Johnson, Marcou & Isaacs, LLC; Jennifer S. Stachniak

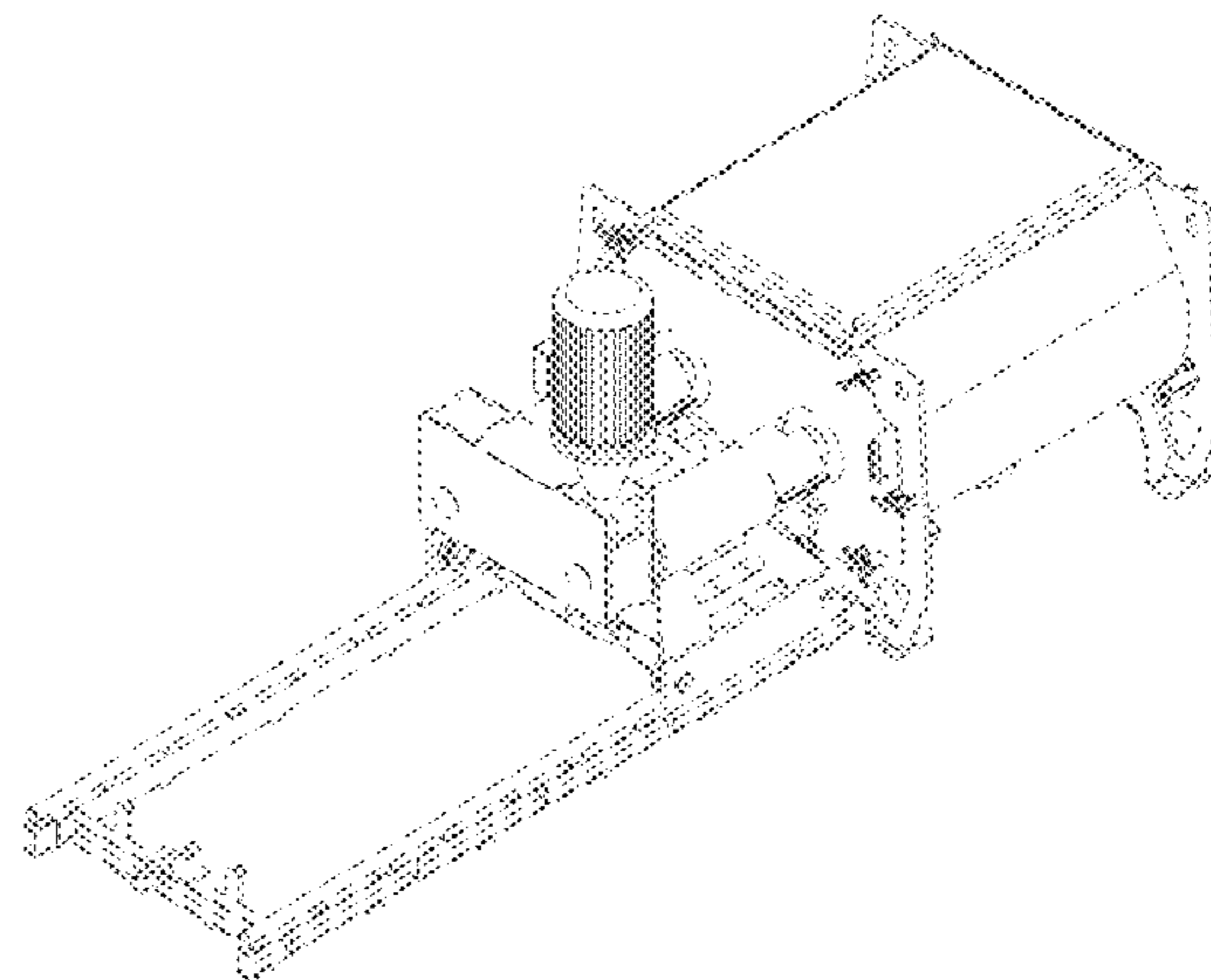
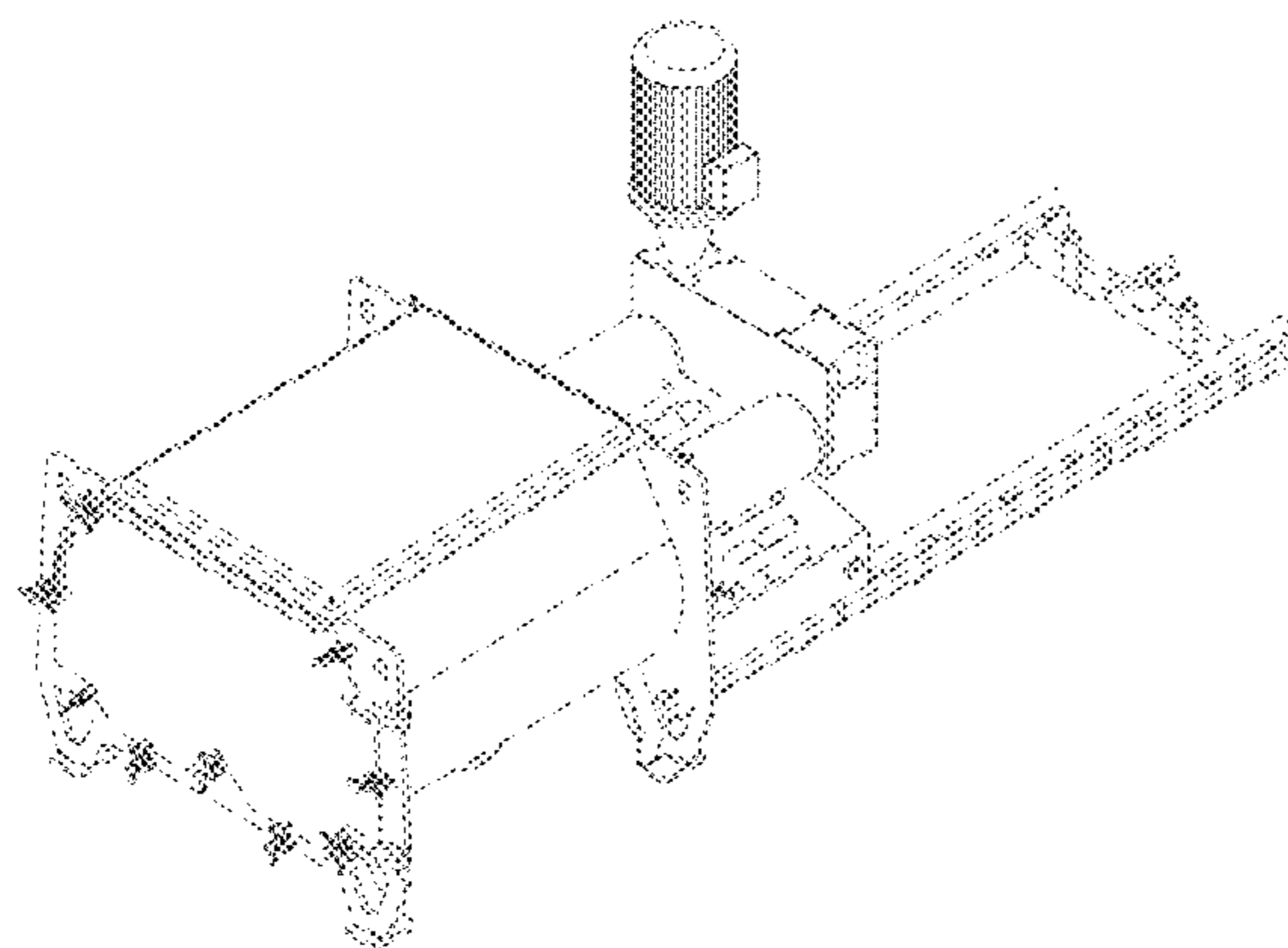
(57) **CLAIM**

The ornamental design for a mixer, as shown and described.

DESCRIPTION

FIG. 1 shows a front view of the mixer;
FIG. 2 shows a right side view of the mixer;
FIG. 3 shows a rear view of the mixer;
FIG. 4 shows a top, rear right perspective view of the mixer;
FIG. 5 shows a top, front left perspective view of the mixer;
and,
FIG. 6 shows a top view of the mixer.

1 Claim, 6 Drawing Sheets



(56)

References Cited

U.S. PATENT DOCUMENTS

D695,324 S * 12/2013 Ballweg D15/122
8,820,224 B2 * 9/2014 Isenberg A01J 9/04
99/453
D733,201 S * 6/2015 Baak D15/147
D750,933 S * 3/2016 Nielsen D7/376
D752,667 S * 3/2016 Zhou D15/147

* cited by examiner

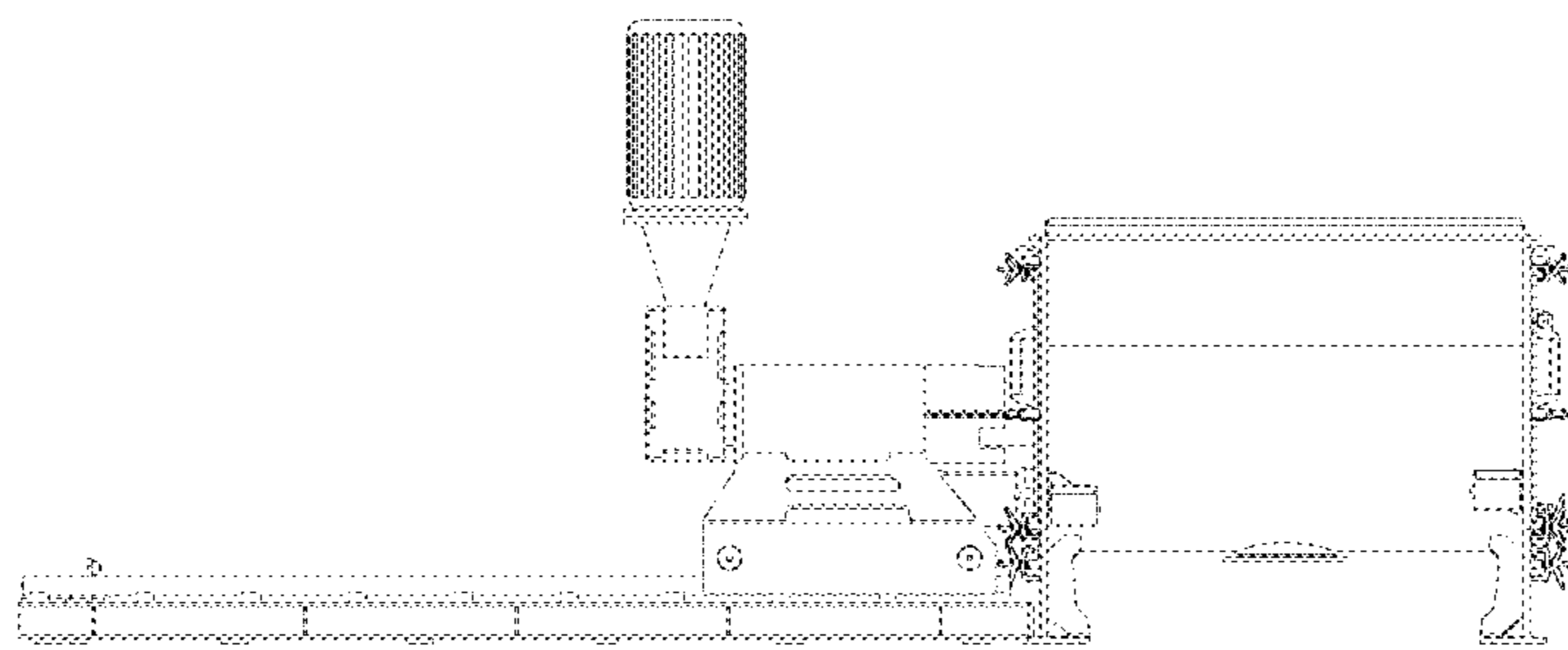


Fig. 1

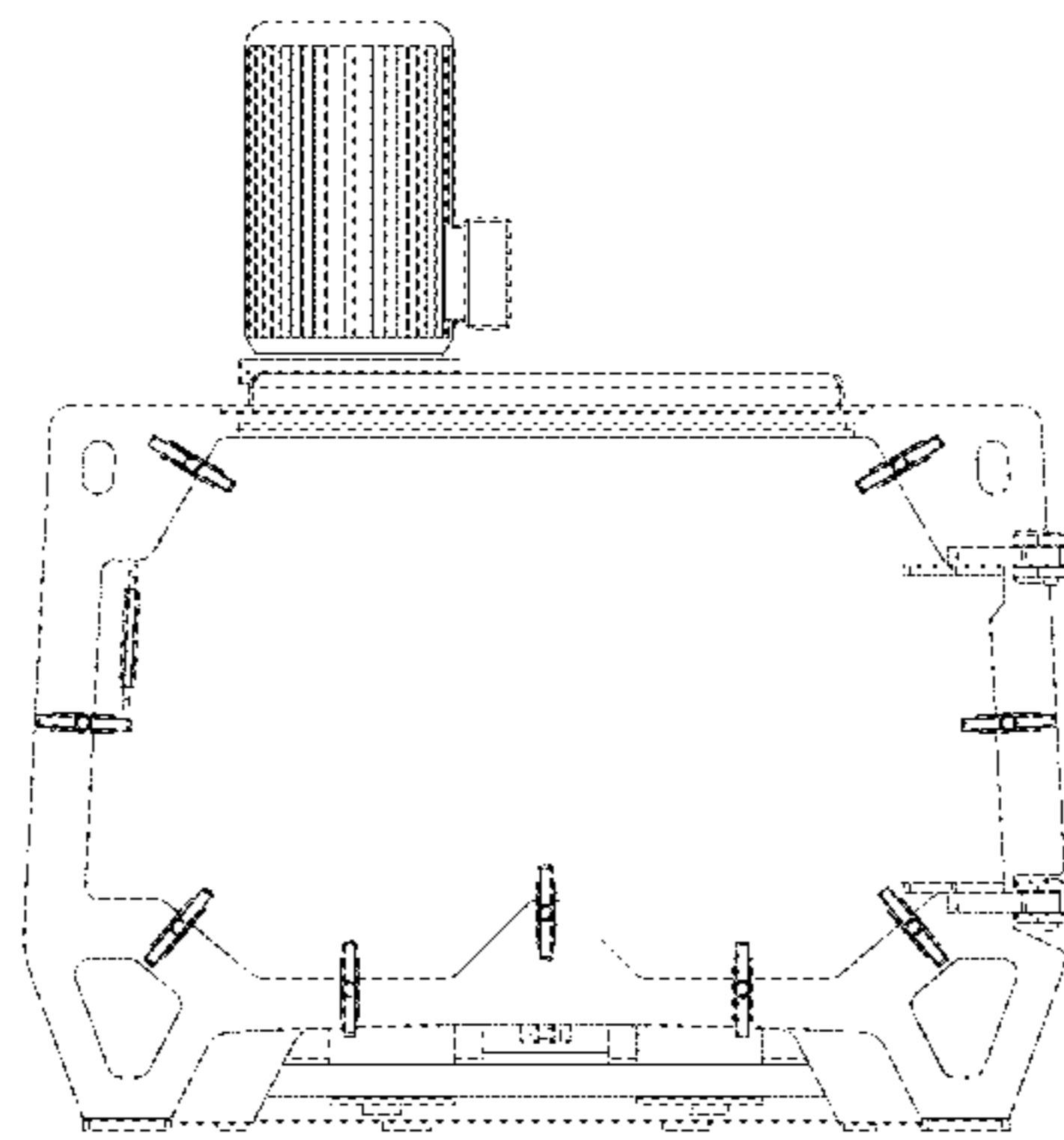


Fig. 2

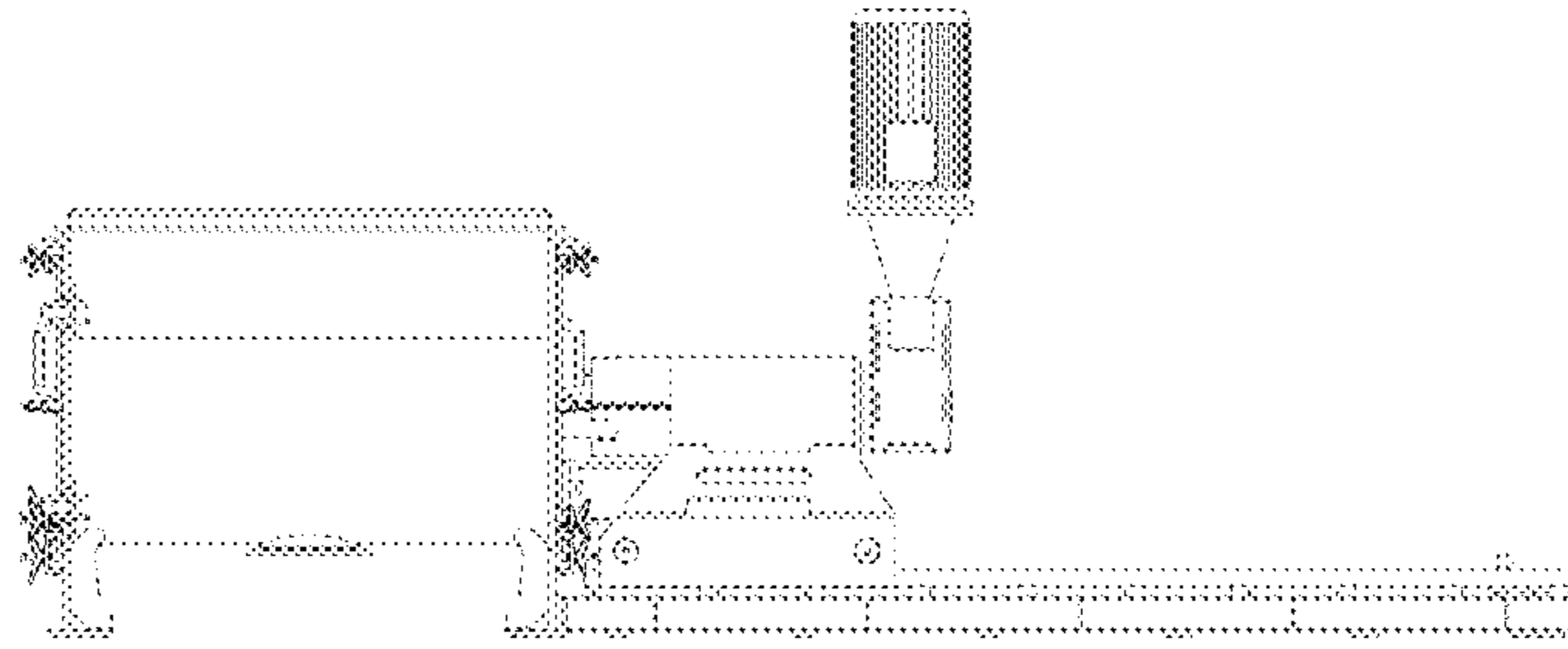


Fig. 3

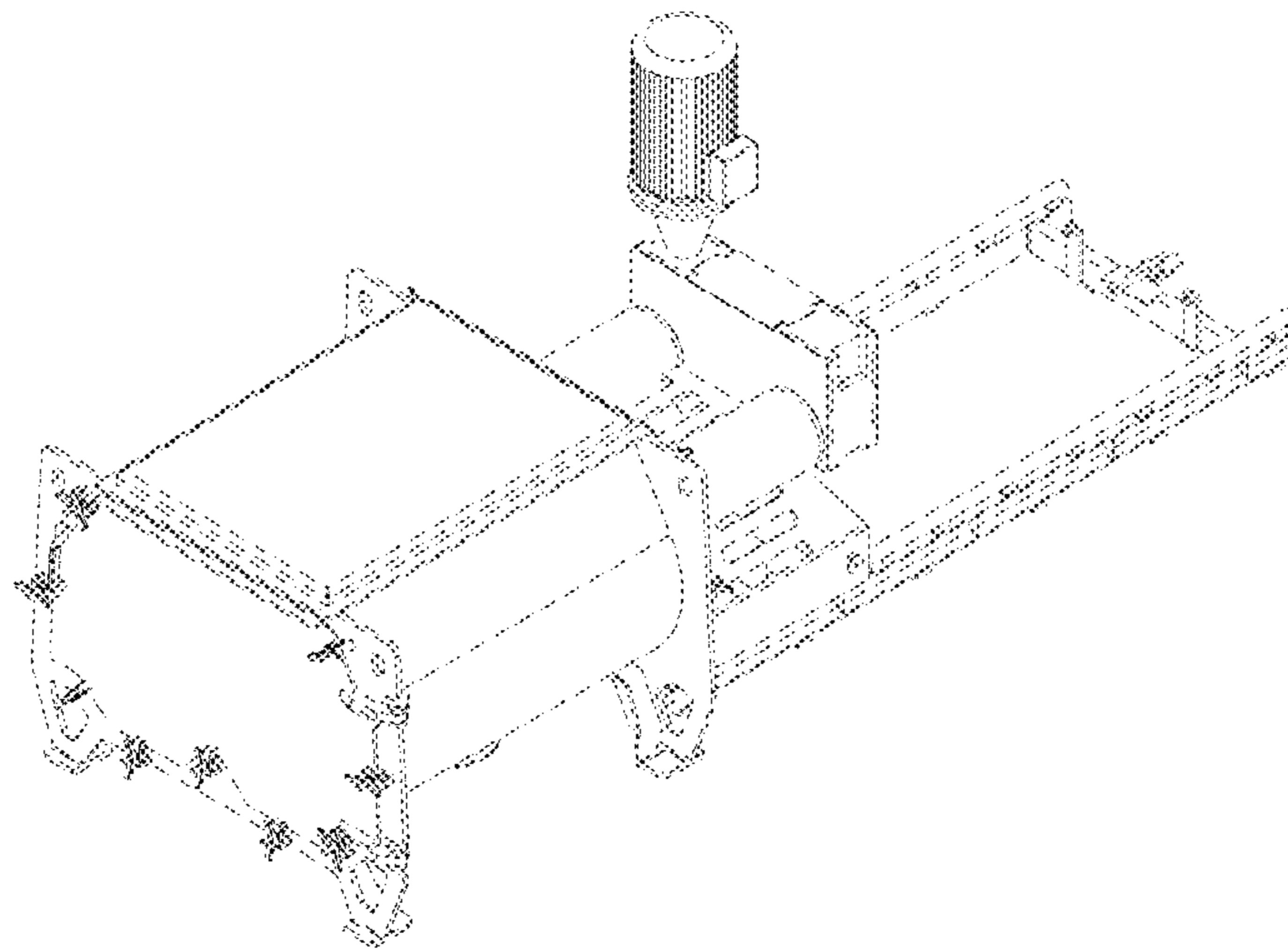


Fig. 4

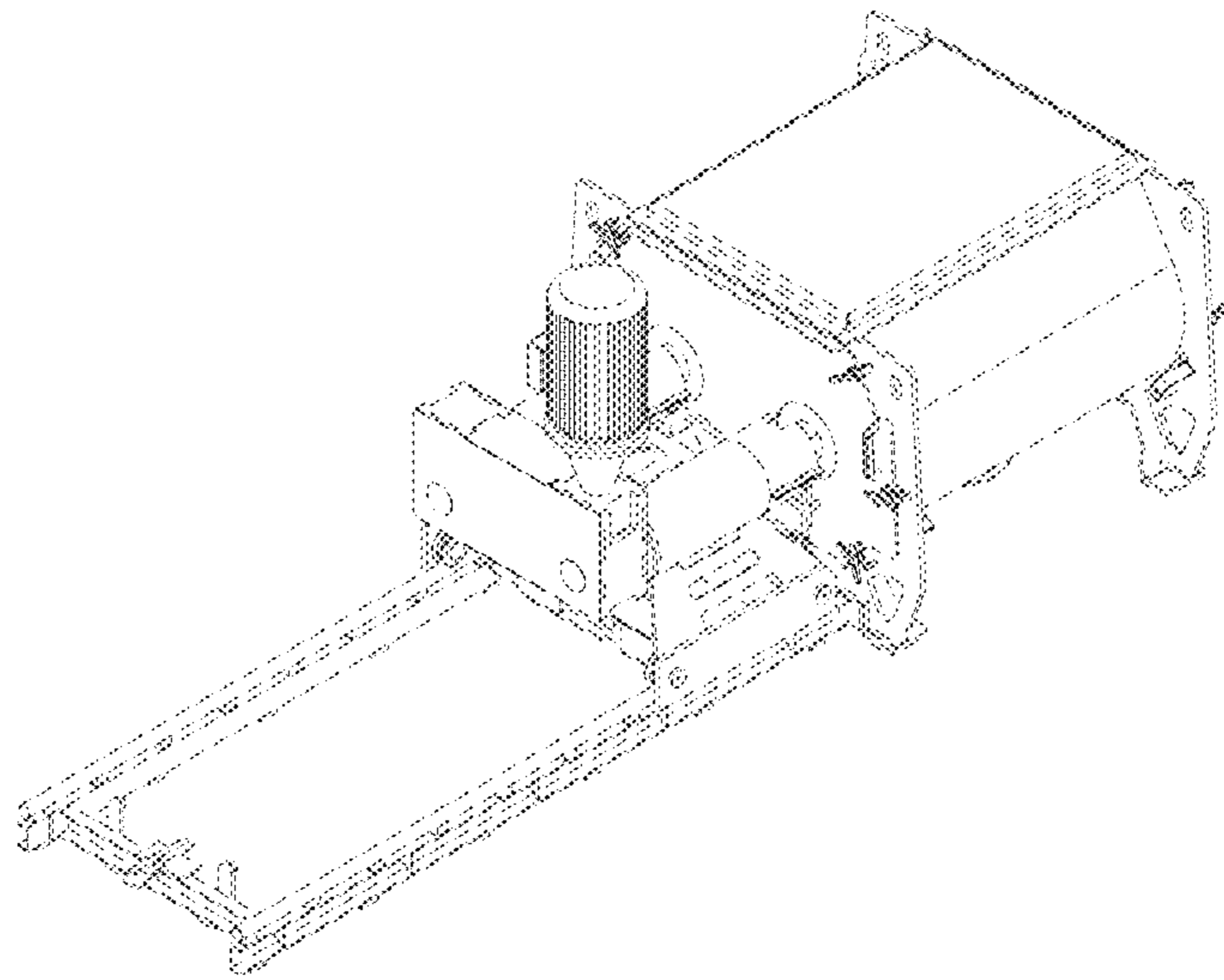


Fig. 5

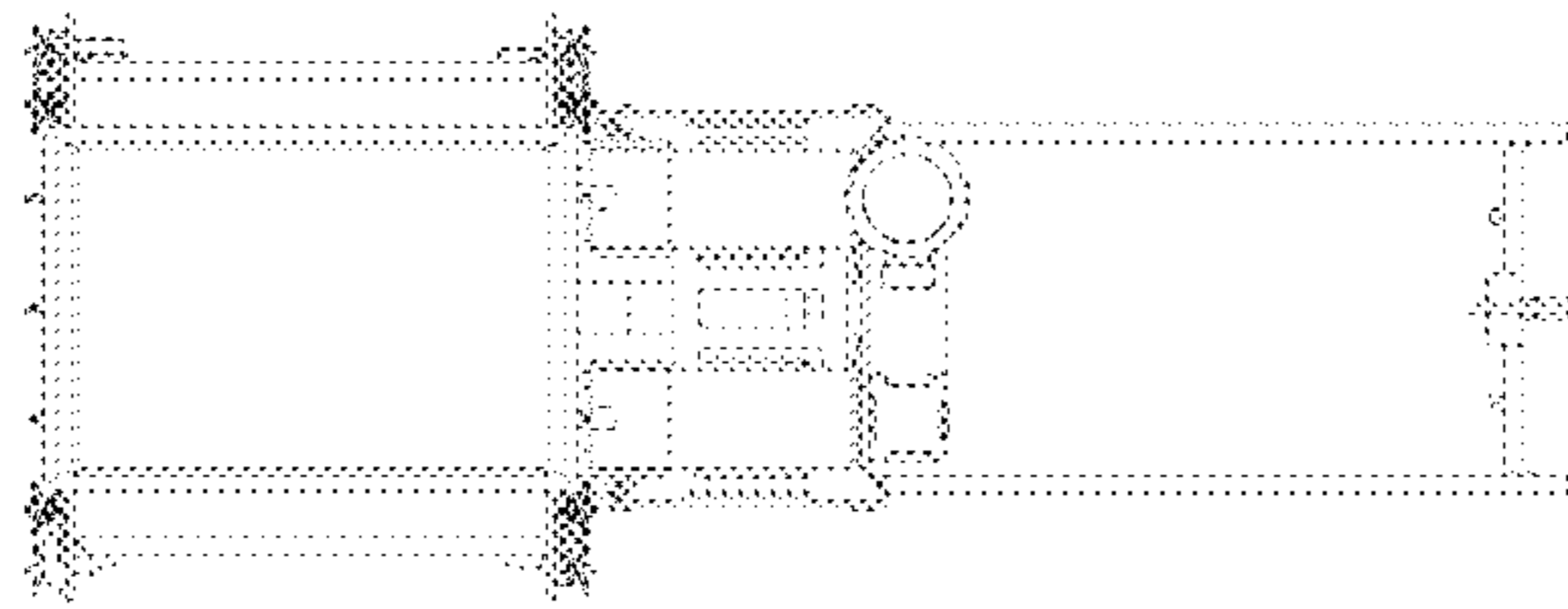


Fig. 6