



US00D794685S

(12) **United States Design Patent** (10) **Patent No.:** **US D794,685 S**
Wang et al. (45) **Date of Patent:** **** Aug. 15, 2017**

(54) **REFRIGERATOR**
(71) Applicant: **BSH HAUSGERAETE GMBH**,
Munich (DE)
(72) Inventors: **Kai Wang**, Taiyuan (CN); **Xingen Yao**,
Nanjing (CN)

D647,544 S * 10/2011 Kristiansen D15/86
D671,965 S * 12/2012 Shim D15/86
D702,739 S * 4/2014 Kim D15/86
9,175,902 B2 * 11/2015 Oh F25D 23/02
D758,461 S * 6/2016 Lee D15/91
2011/0094256 A1 * 4/2011 Song F25D 11/006
62/441

(73) Assignee: **BSH Hausgeraete GmbH**, Munich
(DE)

FOREIGN PATENT DOCUMENTS

CN 3083987 * 9/1998

(**) Term: **15 Years**

OTHER PUBLICATIONS

(21) Appl. No.: **29/549,521**

<http://appliancist.com/refrigerators/multi-level-refrigerators-with-5-or-6-doors.html>—Published Nov. 19, 2012.*
<http://www.goodchinabrand.com/47790600070en.html>—Published Nov. 30, 2015.*
http://www.lg.com/hk_en/refrigerator/lg-GR-B40CSSRJ—Retrieved Oct. 24, 2016.*

(22) Filed: **Dec. 22, 2015**

(30) **Foreign Application Priority Data**

Jun. 24, 2015 (CN) 2015 3 0210574

(51) **LOC (10) Cl.** **15-07**

(52) **U.S. Cl.**
USPC **D15/86**

(58) **Field of Classification Search**
USPC D15/79, 80, 81, 82, 83, 84, 85, 86, 87,
D15/88, 89, 90, 91
CPC F25D 23/00; F25D 2323/021; F25D 11/00;
F25D 2323/024; F25D 23/04; F25D
25/024; F25D 27/005; F25D 23/12; F25D
29/005; F25D 17/042; F25D 2325/021
See application file for complete search history.

* cited by examiner

Primary Examiner — Ian Simmons
Assistant Examiner — Mojtaba Tehrani

(74) *Attorney, Agent, or Firm* — Laurence A. Greenberg;
Werner H. Stemer; Ralph E. Locher

(57) **CLAIM**

The ornamental design for a refrigerator, as shown and described.

(56) **References Cited**


U.S. PATENT DOCUMENTS

D410,013 S * 5/1999 Takasago D15/86
D411,211 S * 6/1999 Higuchi D15/80
D457,536 S * 5/2002 Goshima D15/21
D597,563 S * 8/2009 Choi D15/87
D597,564 S * 8/2009 Choi D15/87

DESCRIPTION

FIG. 1 is a front elevation view of the refrigerator showing my new invention;
FIG. 2 is a left side elevation view thereof;
FIG. 3 is a front perspective view thereof; and,
FIG. 4 is a right side elevation view thereof.
The broken line in the figure drawings represents unclaimed environment only and forms no part of the claimed design.

1 Claim, 4 Drawing Sheets



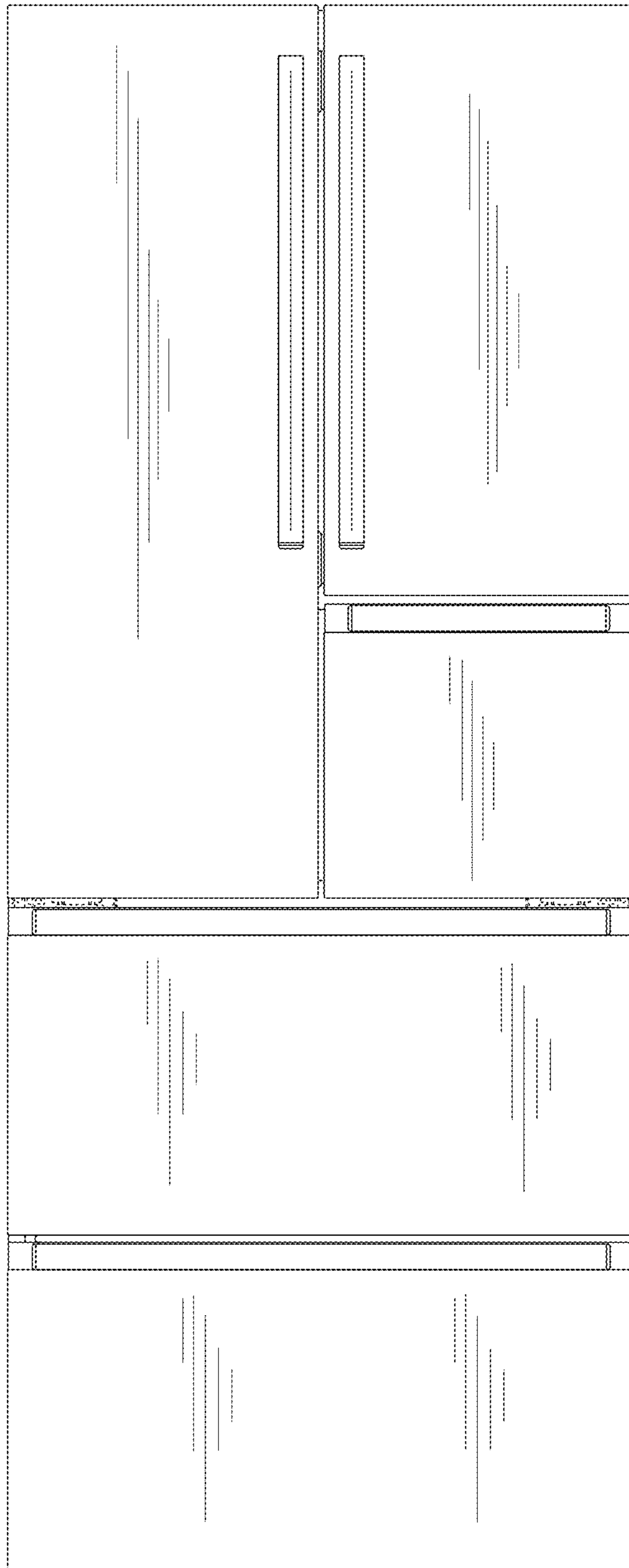


FIG. 1

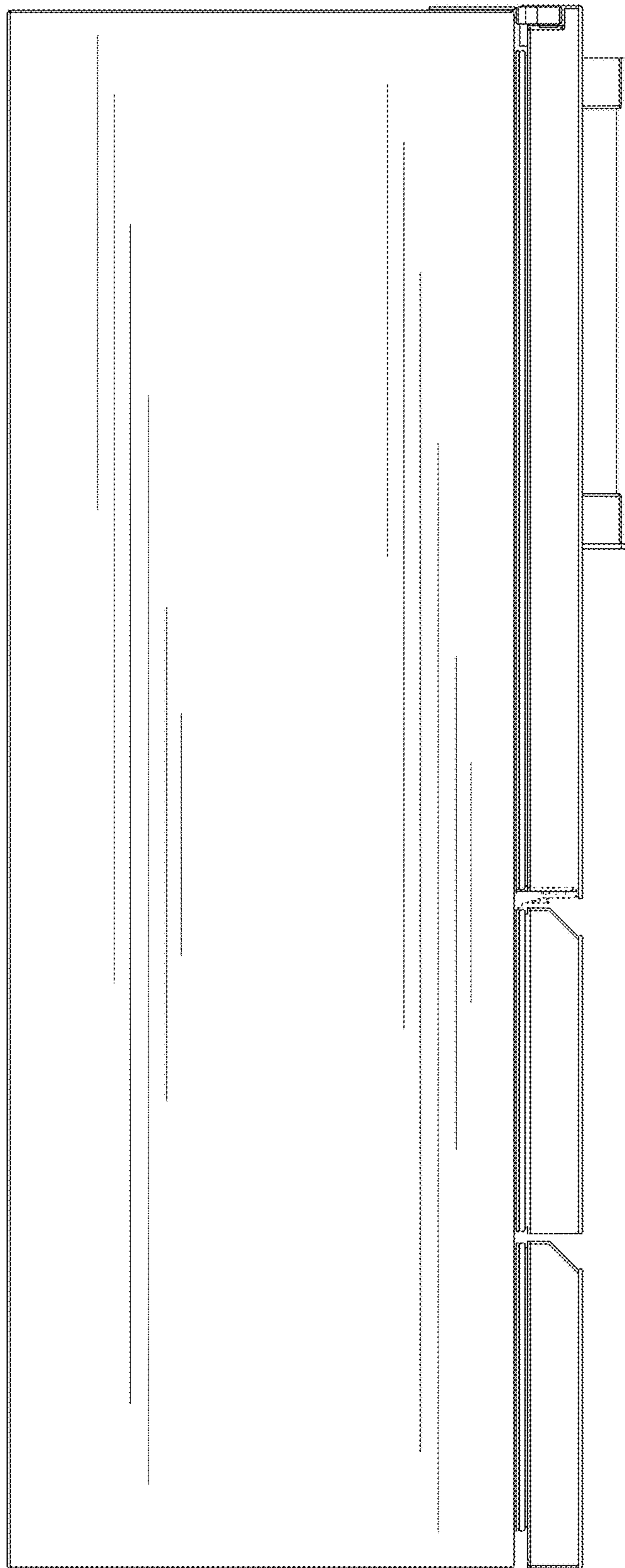


FIG. 2

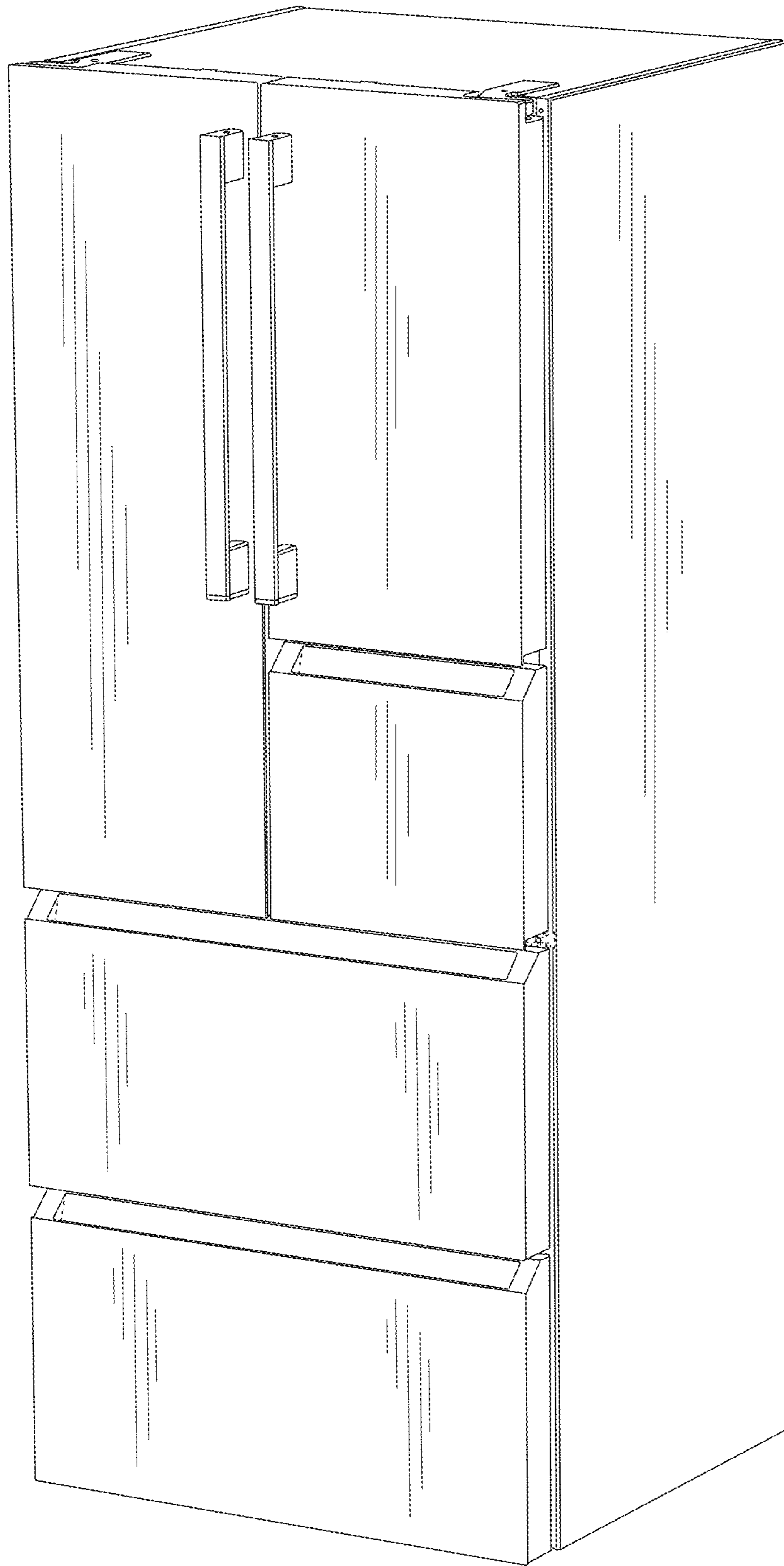


FIG. 3

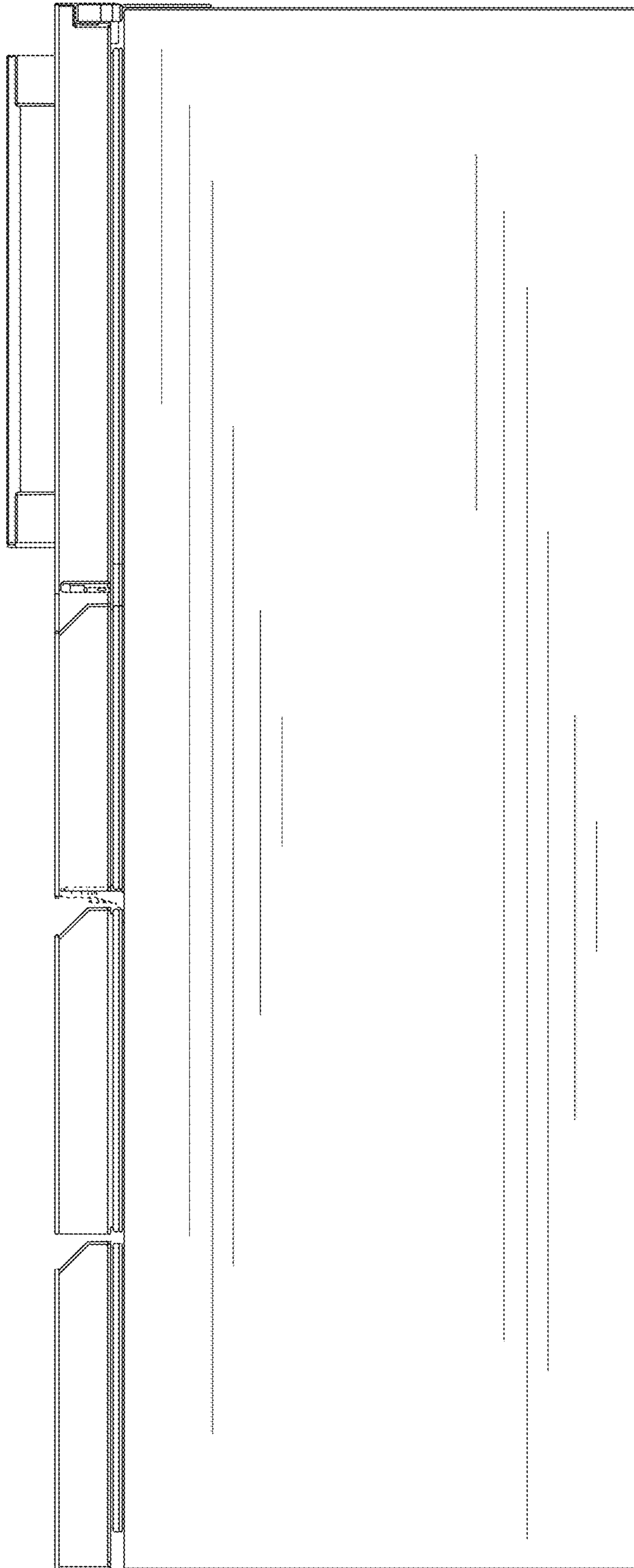


FIG. 4