



US00D794661S

(12) **United States Design Patent** (10) **Patent No.:** **US D794,661 S**
Nishizawa et al. (45) **Date of Patent:** **** Aug. 15, 2017**

(54) **DISPLAY PANEL OR SCREEN WITH AN ANIMATED GRAPHICAL USER INTERFACE**

(71) Applicant: **Sony Corporation**, Tokyo (JP)

(72) Inventors: **Kazuto Nishizawa**, Kanagawa (JP);
Keisuke Yanagisawa, Kanagawa (JP)

(73) Assignee: **SONY CORPORATION**, Tokyo (JP)

(**) Term: **14 Years**

(21) Appl. No.: **29/463,554**

(22) Filed: **Jan. 3, 2014**

(51) **LOC (10) Cl.** **14-04**

(52) **U.S. Cl.**
USPC **D14/486**

(58) **Field of Classification Search**
USPC D14/485-495; D20/10, 11, 17, 22, 27;
D12/192
CPC G06F 3/048; G06F 3/0481; G06F 3/04812;
G06F 3/04817; G06F 3/0482; G06F
3/0483; G06F 3/0484; G06F 3/04842;
G06F 3/0485; G06F 3/04855; G06F
3/04886;

(Continued)

(56) **References Cited**

U.S. PATENT DOCUMENTS

D441,762 S 5/2001 Mugura
D459,361 S 6/2002 Inagaki
D655,712 S * 3/2012 Ray D14/486

(Continued)

Primary Examiner — Mary Ann Calabrese
Assistant Examiner — Jennifer L Rempfer

(74) *Attorney, Agent, or Firm* — Michael Best and Friedrich LLP

(57) **CLAIM**

The ornamental design for a display panel or screen with an animated graphical user interface, as shown and described.

DESCRIPTION

FIG. 1 is a front elevational view of a first image of a display panel or screen with an animated graphical user interface showing our new design;

FIG. 2 is a front elevational view of a second image thereof; FIG. 3 is a front elevational view of a third image thereof; FIG. 4 is a front elevational view of a fourth image thereof; FIG. 5 is a front elevational view of a fifth image thereof; FIG. 6 is a front elevational view of a sixth image thereof; FIG. 7 is a front elevational view of a seventh image thereof; FIG. 8 is a front elevational view of an eighth image thereof; FIG. 9 is a front elevational view of a ninth image thereof; FIG. 10 is a front elevational view of a tenth image thereof; FIG. 11 is a front elevational view of an eleventh image thereof;

FIG. 12 is a front elevational view of a twelfth image thereof;

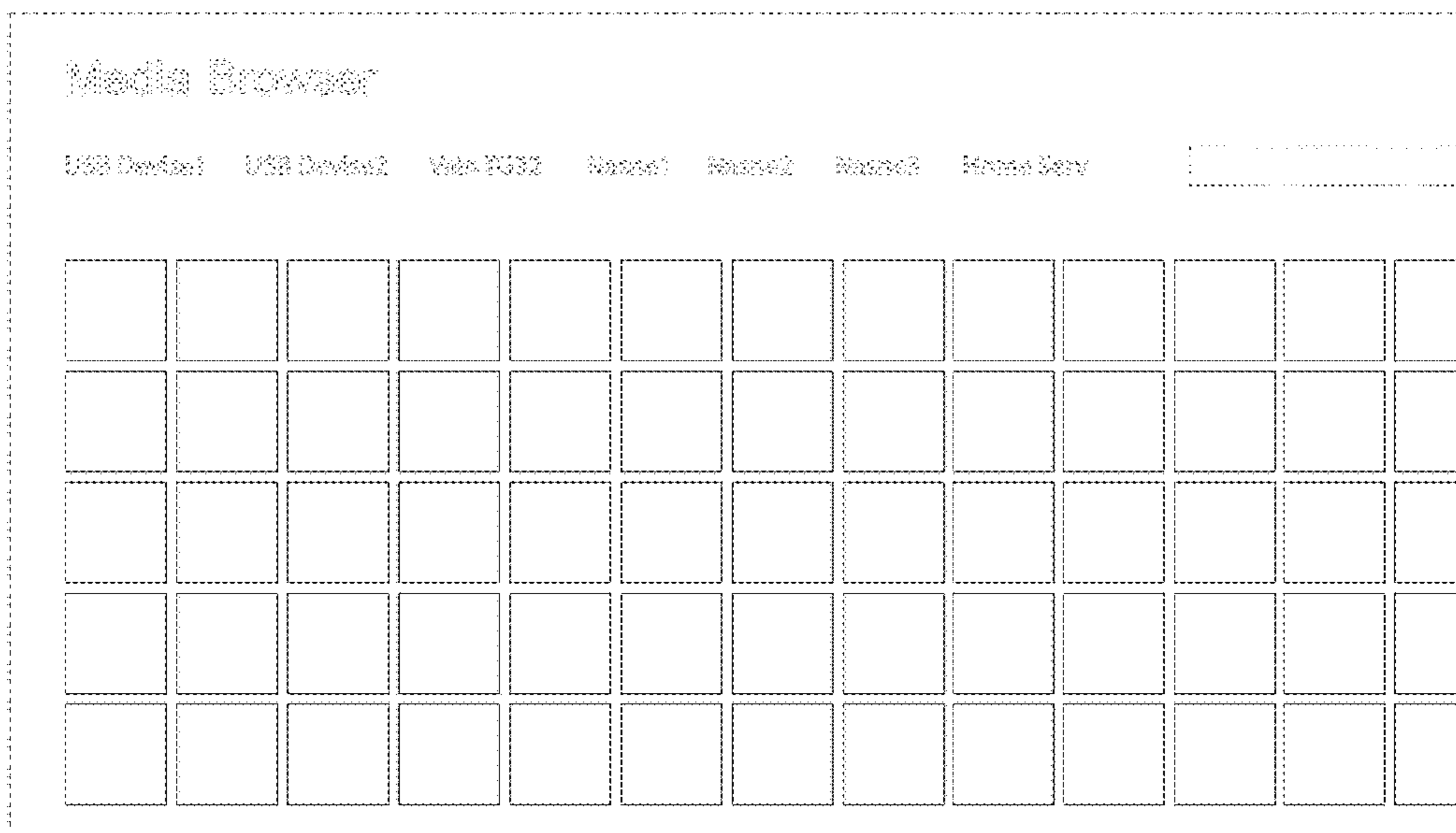
FIG. 13 is a front elevational view of a thirteenth image thereof;

FIG. 14 is a front elevational view of a fourteenth image thereof; and,

FIG. 15 is a front elevational view of a fifteenth image thereof.

The appearance of the transitional image transitions sequentially between the images shown in FIGS. 1 and 15. The process or period in which an image transitions to another forms no part of the claimed design. The broken lines showing of a display panel or screen, and other elements including characters, fonts and texts form no part of the claimed design.

1 Claim, 15 Drawing Sheets



(58) **Field of Classification Search**

CPC .. G06F 15/0225; H04N 21/00; H04N 5/4403;
G06Q 30/00

See application file for complete search history.

(56) **References Cited**

U.S. PATENT DOCUMENTS

D658,199	S *	4/2012	Lee	D14/486
D664,971	S *	8/2012	Lee	D14/486
D666,625	S *	9/2012	Gilmore	D14/485
D717,312	S *	11/2014	Matas	D14/485
D733,723	S *	7/2015	Brinda	D14/486
D736,816	S *	8/2015	Trabona	D14/487
D741,353	S *	10/2015	Anzures	D14/487
D743,973	S *	11/2015	Ahn	D14/485
D743,979	S *	11/2015	Fujioka	D14/486
D744,512	S *	12/2015	Shin	D14/486
2012/0299933	A1 *	11/2012	Lau	345/473
2013/0239042	A1 *	9/2013	Hashimoto	G06F 3/04886 715/773
2014/0282255	A1 *	9/2014	Fish	G06F 3/04886 715/835

* cited by examiner

FIG.1




FIG. 2




FIG.3

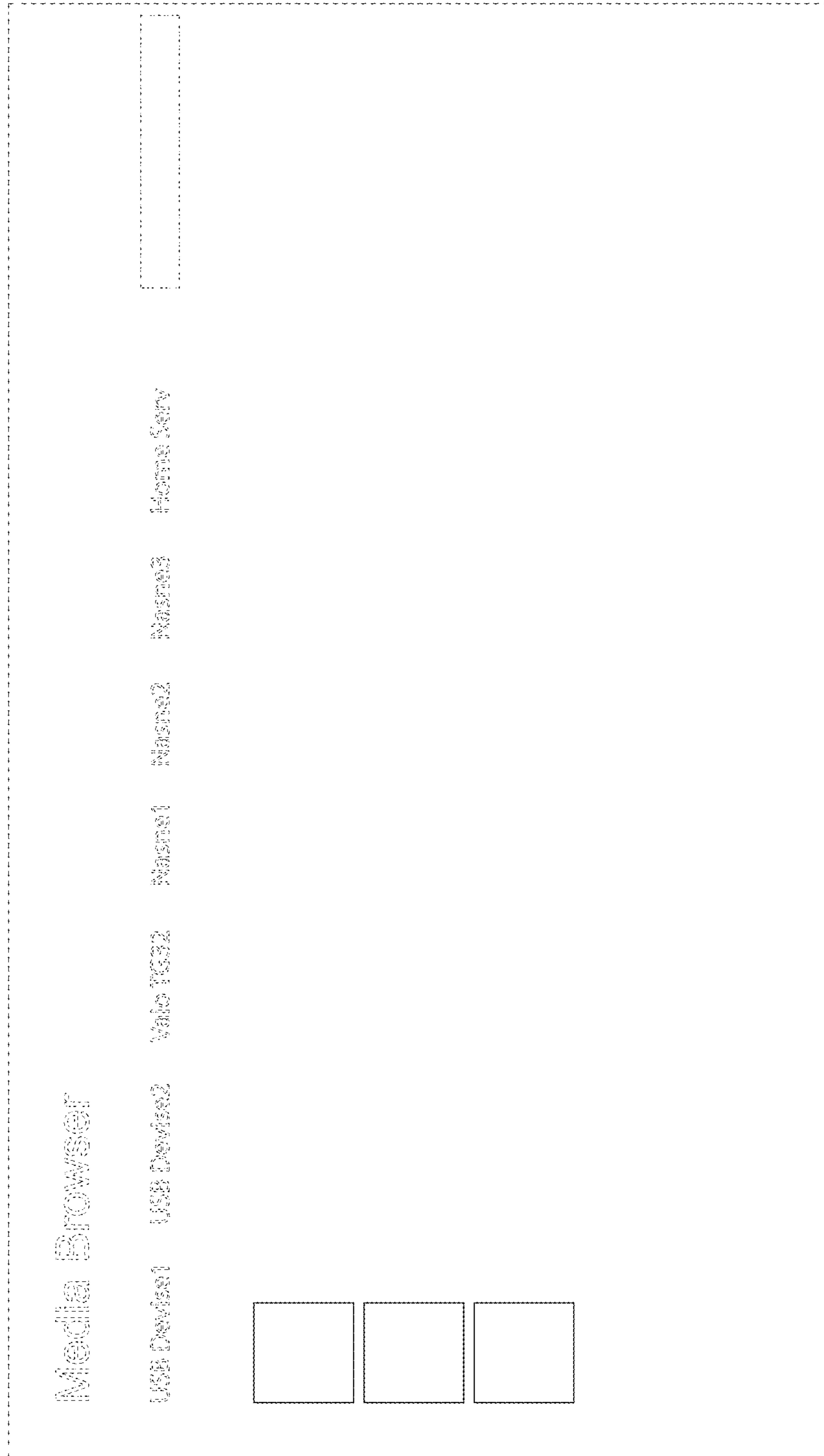


FIG.4

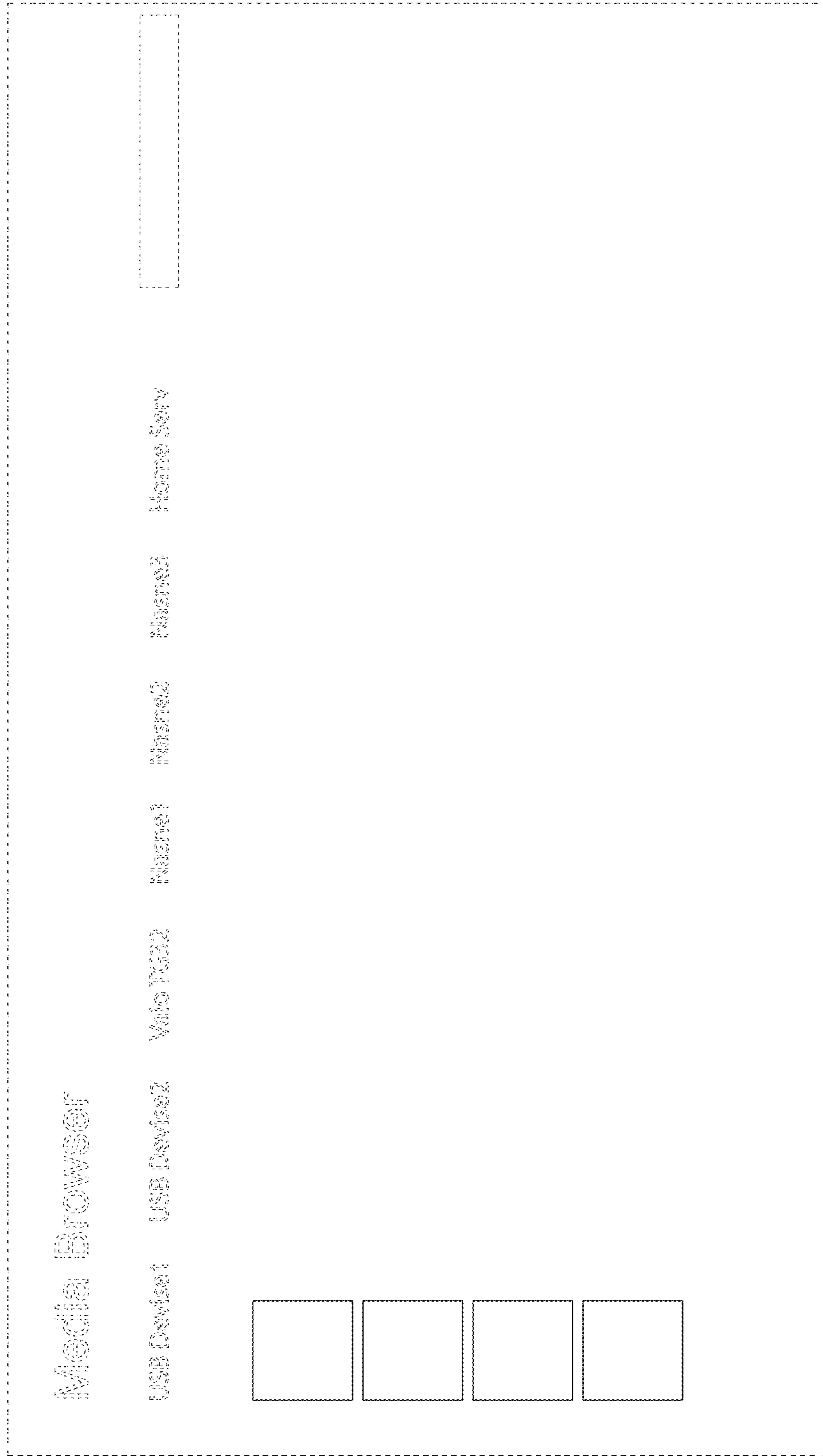


FIG. 5




FIG. 6




FIG. 7




FIG. 8




FIG. 9




FIG. 10




FIG.11

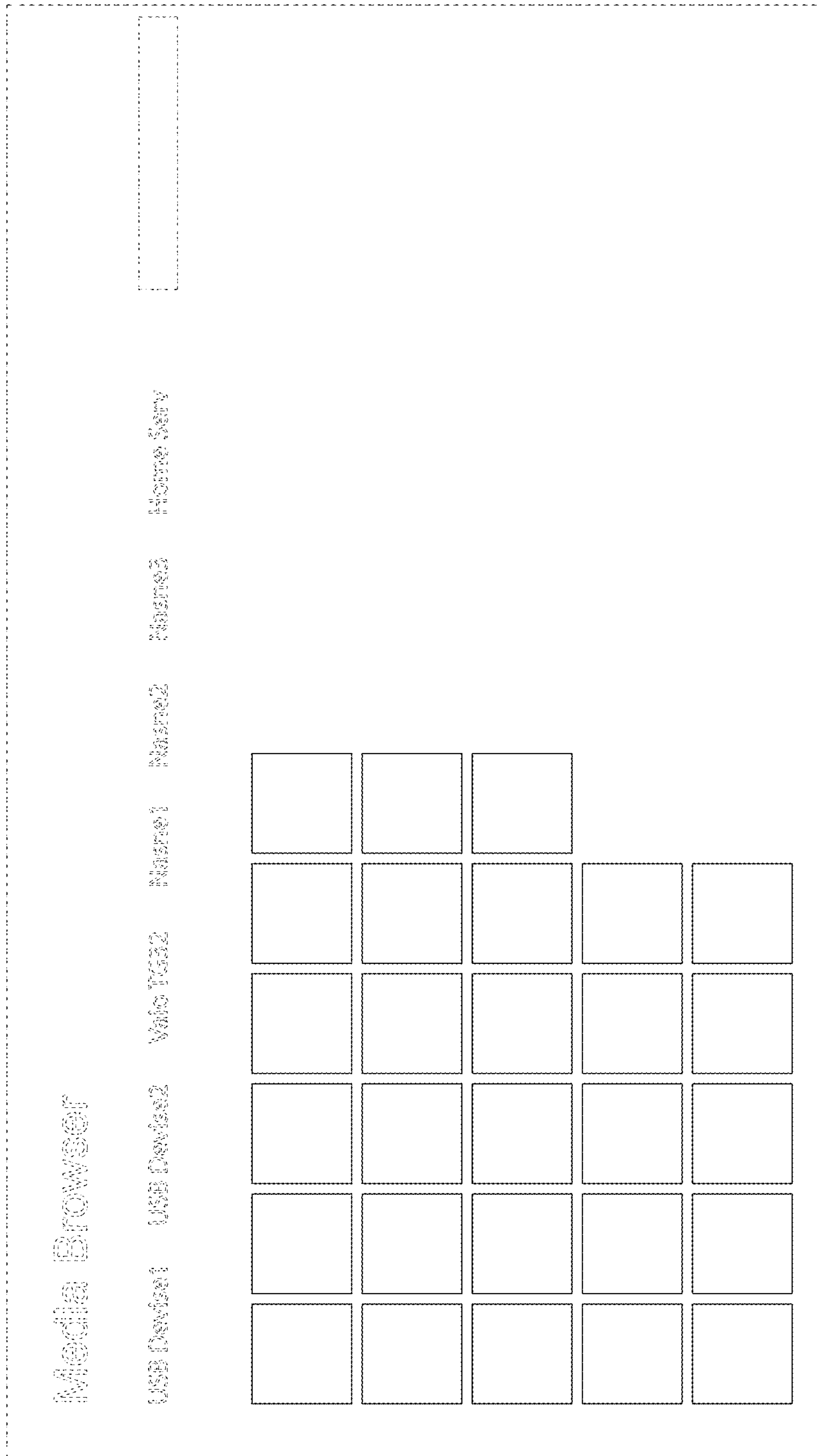


FIG.12

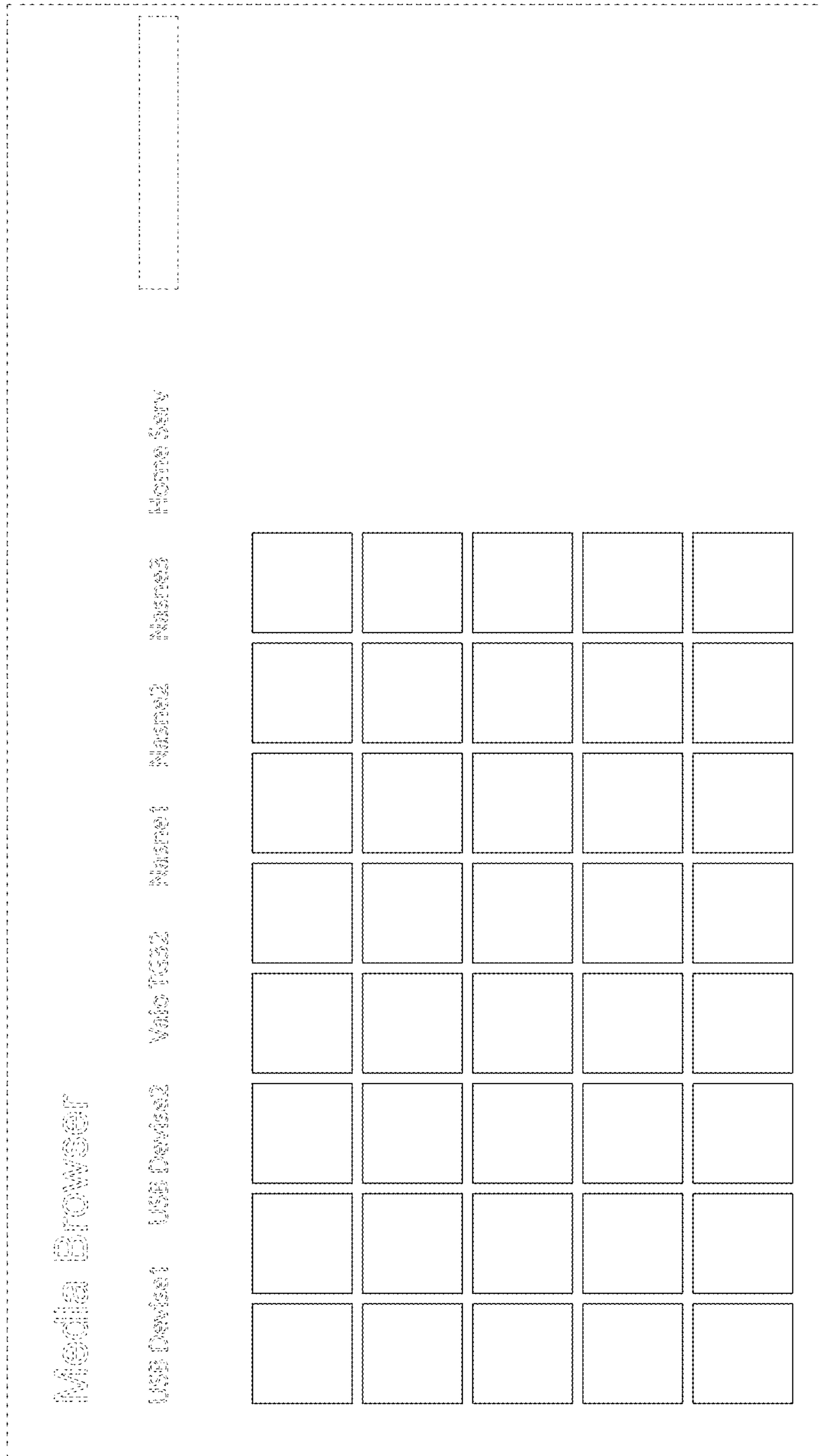


FIG.13

