



US00D794646S

(12) **United States Design Patent**  
**Pelster et al.**

(10) **Patent No.:** **US D794,646 S**

(45) **Date of Patent:** **\*\* Aug. 15, 2017**

(54) **HOLDER FOR A MOBILE DEVICE**

(71) Applicant: **viveroo GmbH**, Salzkotten (DE)

(72) Inventors: **Michael Pelster**, Warstein (DE);  
**Hartmut Weise**, Bad Lippspringe (DE)

(73) Assignee: **viveroo GmbH**, Salzkotten (DE)

(\*\*) Term: **15 Years**

(21) Appl. No.: **29/572,207**

(22) Filed: **Jul. 26, 2016**

(30) **Foreign Application Priority Data**

Jan. 26, 2016 (DE) ..... 40 2016 100 062

(51) **LOC (10) Cl.** ..... **08-07**

(52) **U.S. Cl.**  
USPC ..... **D14/447**

(58) **Field of Classification Search**  
USPC ..... D14/447, 432, 434, 439, 440, 451, 452,  
D14/457, 239; D8/363, 373, 380;  
D6/406.3, 406.4, 406.5, 406.6; D12/415  
CPC ..... A47B 21/04; A47B 2097/006; A47B  
2097/005; A47B 2023/049; A45C  
2011/002; A45C 2011/003; F16M  
2200/00; F16M 13/00  
See application file for complete search history.

(56) **References Cited**

**U.S. PATENT DOCUMENTS**

- D593,568 S \* 6/2009 Hsieh ..... D14/451
- D660,287 S \* 5/2012 McManigal ..... D14/217
- D676,450 S \* 2/2013 Lye ..... D14/447
- D685,793 S \* 7/2013 Taniho ..... D14/422
- D689,476 S \* 9/2013 Alexander ..... D14/209.1
- D692,010 S \* 10/2013 Verghese ..... D14/447

- D704,200 S \* 5/2014 Rayner ..... D14/447
- D712,369 S \* 9/2014 Yoshida ..... D14/142
- D714,793 S \* 10/2014 Kim ..... D14/447
- D717,306 S \* 11/2014 Clouser ..... D14/447
- D719,142 S \* 12/2014 Lee ..... D14/239
- D760,724 S \* 7/2016 Kang ..... D14/447
- D767,575 S \* 9/2016 Green ..... D14/447

\* cited by examiner

*Primary Examiner* — Angela J Lee

(74) *Attorney, Agent, or Firm* — Muncy, Geissler, Olds & Lowe, P.C.

(57) **CLAIM**

The ornamental design for a holder for a mobile device, as shown and described.

**DESCRIPTION**

FIG. 1 is a front right perspective view of a holder for a mobile device according to the present invention.

FIG. 2 is a rear left perspective view of the holder for a mobile device of FIG. 1.

FIG. 3 is a left side of the holder for a mobile device of FIG. 1.

FIG. 4 is a right side view of the holder for a mobile device of FIG. 1.

FIG. 5 is a front side view of the holder for a mobile device of FIG. 1.

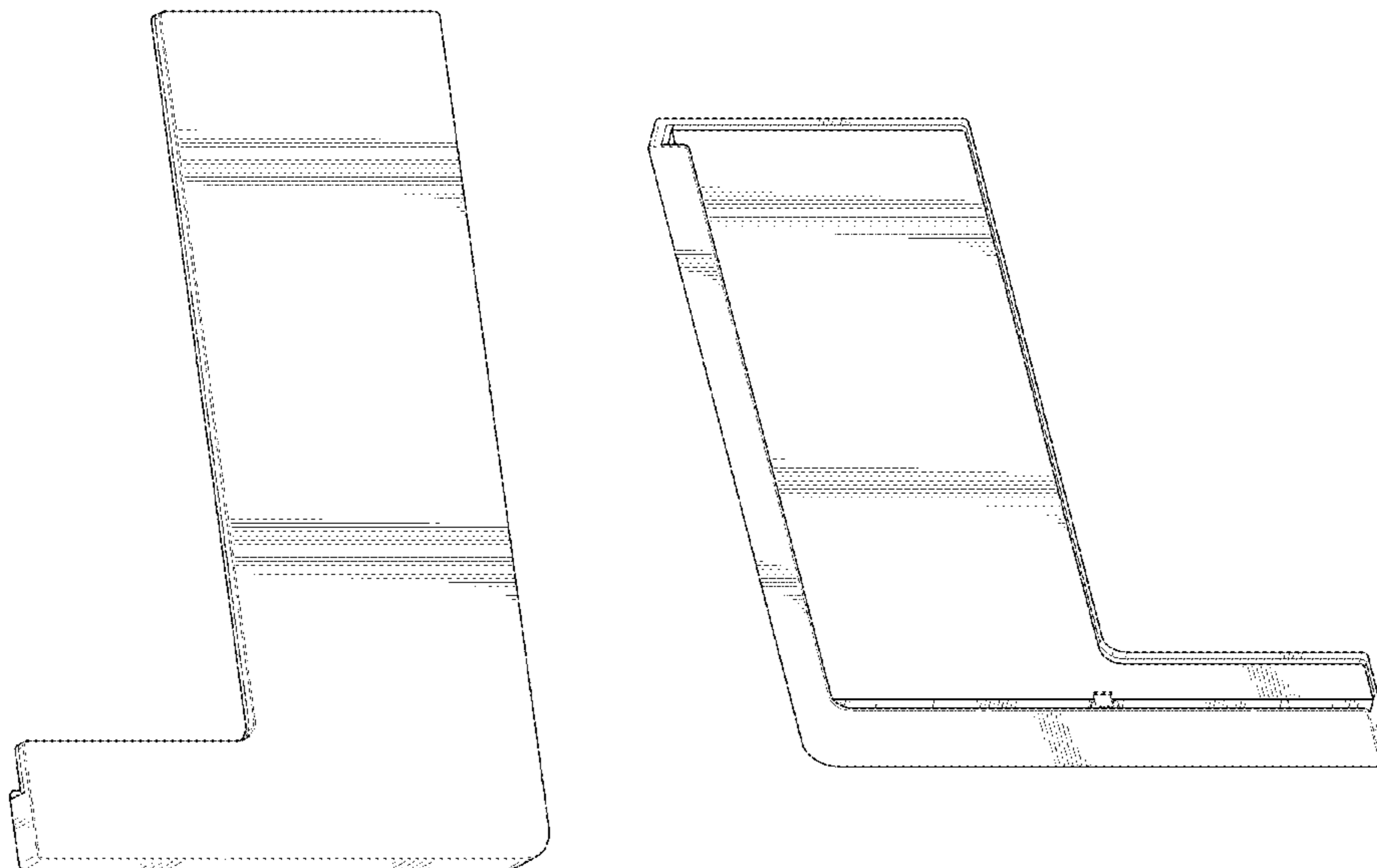
FIG. 6 is a bottom view of the holder for a mobile device of FIG. 1.

FIG. 7 is a top view of the holder for a mobile device of FIG. 1; and,

FIG. 8 is a rear view of the holder for a mobile device of FIG. 1.

The dashed lines illustrate environment that does not form a part of the present invention, and no claim is made to the material illustrated with dashed lines.

**1 Claim, 7 Drawing Sheets**






FIG.1

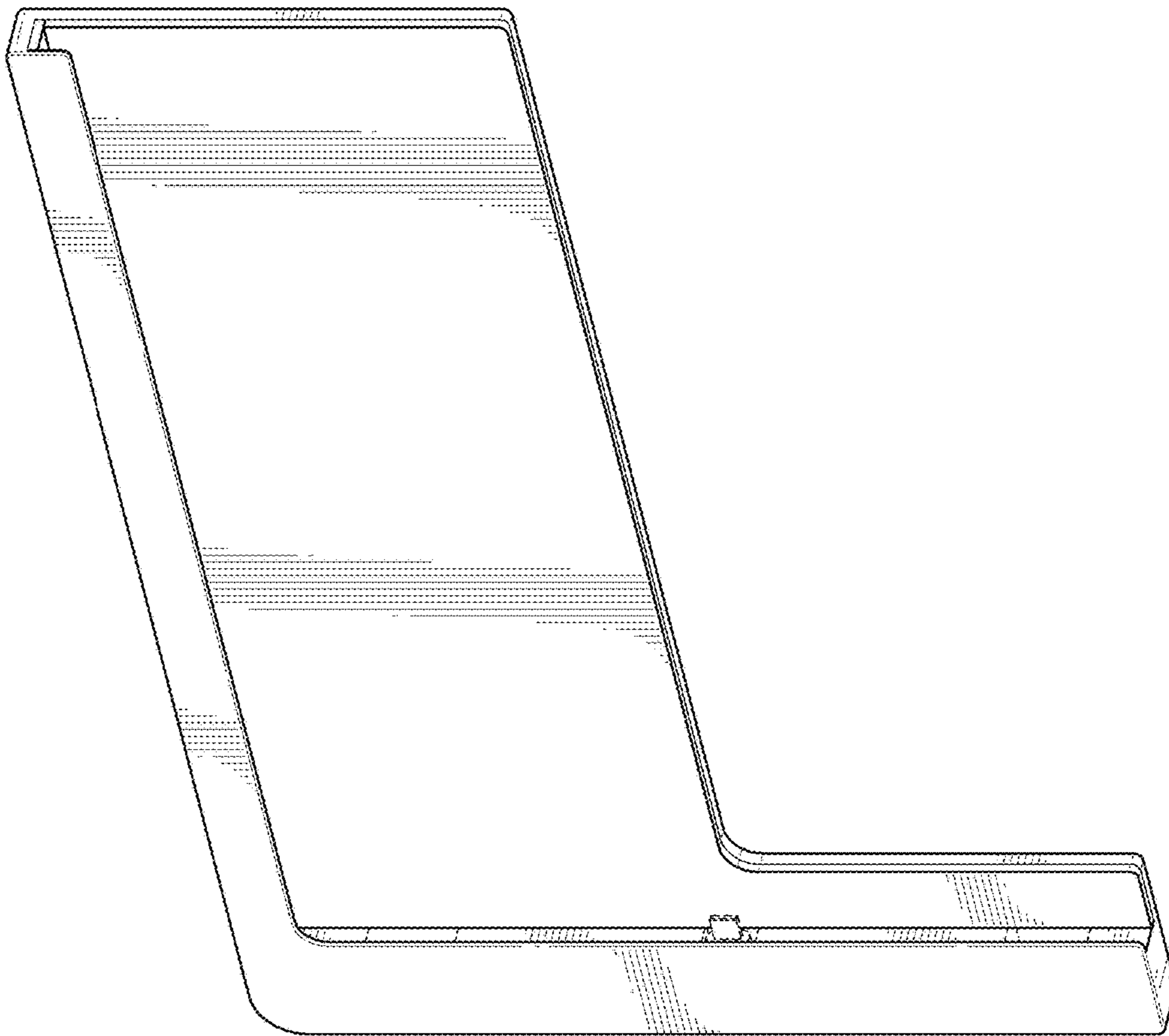


FIG.2




FIG.3



FIG. 4




FIG.5



FIG. 6



FIG. 7




FIG.8