



US00D794626S

(12) **United States Design Patent** (10) **Patent No.:** **US D794,626 S**
Armstrong et al. (45) **Date of Patent:** **** Aug. 15, 2017**

(54) **CASE FOR A MOBILE COMMUNICATIONS DEVICE**

(71) Applicant: **URBAN ARMOR GEAR, LLC**,
Laguna Niguel, CA (US)
(72) Inventors: **Steve Armstrong**, Laguna Niguel, CA
(US); **Jay Veltz**, Laguna Niguel, CA
(US)
(73) Assignee: **URBAN ARMOR GEAR, LLC**,
Laguna Niguel, CA (US)

(**) Term: **15 Years**

(21) Appl. No.: **29/552,114**

(22) Filed: **Jan. 20, 2016**

(51) **LOC (10) Cl.** **14-03**

(52) **U.S. Cl.**
USPC **D14/250**

(58) **Field of Classification Search**
USPC D14/238.1, 440, 203.3–203.7, 217, 240,
D14/447, 250, 251–253, 248, 496, 391;
D3/201, 218, 247, 269, 273, 301, 303;
D13/103, 107–108, 119
CPC H04B 1/3888; H04M 1/0283; H04M
1/0202; A45C 1/06; A45C 2011/002;
A45C 11/00; A45C 13/02; A45F
2005/026; A45F 2200/0525; A45F
2200/0516

See application file for complete search history.

(56) **References Cited**

U.S. PATENT DOCUMENTS

D634,314 S * 3/2011 Fahrendorff D14/250
D649,144 S * 11/2011 Fathollahi D14/250
D670,279 S * 11/2012 Veltz D14/250

(Continued)

FOREIGN PATENT DOCUMENTS

KR 300847170 3/2016
KR 308585899 6/2016
TW D176409 6/2016

OTHER PUBLICATIONS

Review of Urban Armor Gear Monarch iPhone 7 Plus Case; posted on Nov. 4, 2016, URL:<<https://macsources.com/urban-armor-gear-monarch-iphone-7-plus-case-review/>>, retrieved from internet on Dec. 26, 2016.*

Primary Examiner — Carla Jobe Wright

(74) *Attorney, Agent, or Firm* — Troutman Sanders LLP

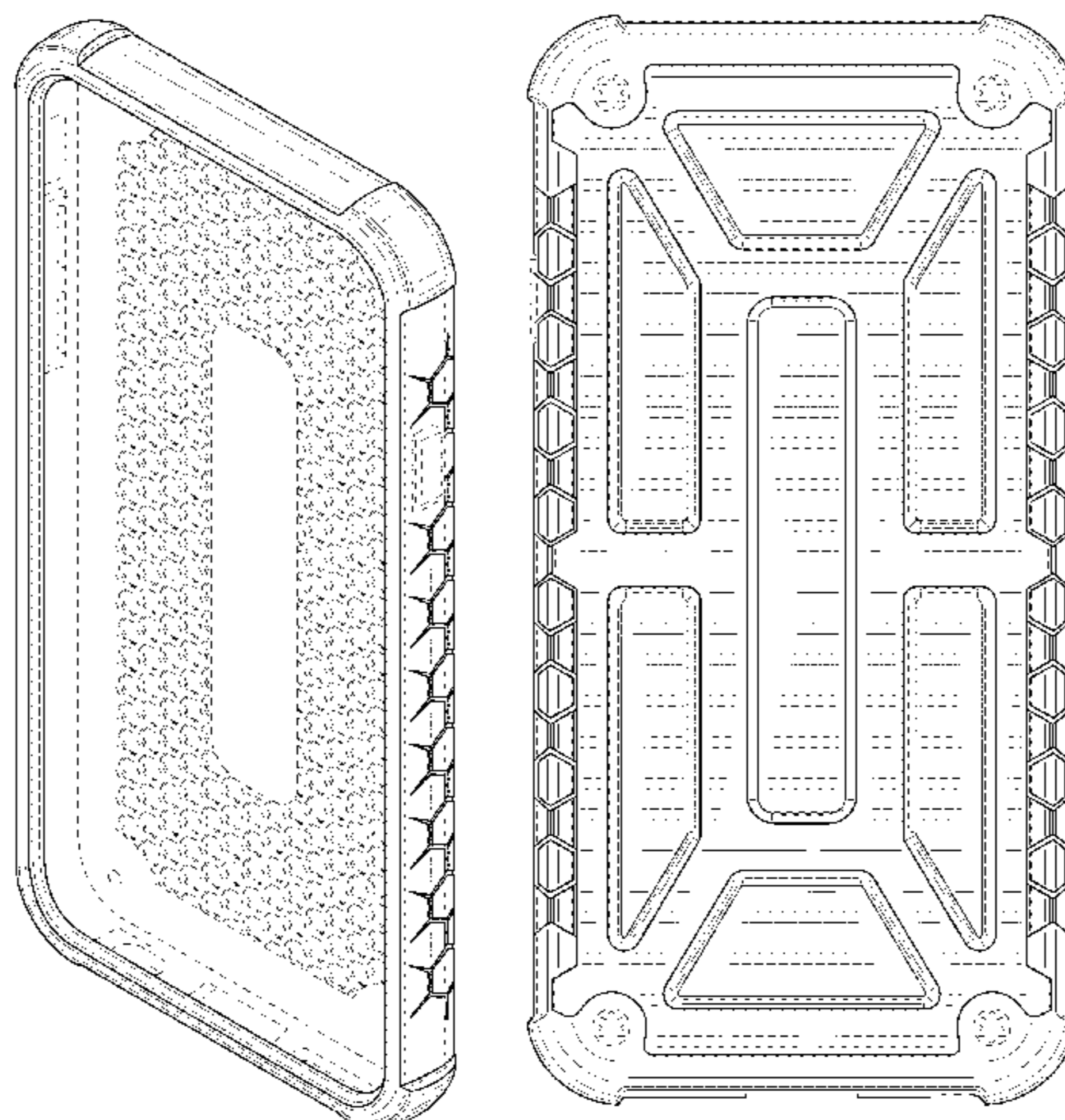
(57) **CLAIM**

We claim the ornamental design for a case for a mobile communications device, as shown and described.

DESCRIPTION

FIG. 1 is a front perspective view of a case for a mobile communications device;
FIG. 2 is a rear perspective view of the case for a mobile communications device shown in FIG. 1;
FIG. 3 is a front plan view of the case for a mobile communications device shown in FIG. 1;
FIG. 4 is a rear plan view of the case for a mobile communications device shown in FIG. 1;
FIG. 5 is a left plan view of the case for a mobile communications device shown in FIG. 1;
FIG. 6 is a right plan view of the case for a mobile communications device shown in FIG. 1;
FIG. 7 is a top plan view of the case for a mobile communications device shown in FIG. 1; and,
FIG. 8 is a bottom plan view of the case for a mobile communications device shown in FIG. 1;
The broken lines immediately adjacent the shaded surfaces represent the bounds of the claimed design. All other broken lines depict environmental subject matter that forms no part of the claimed design. The interior of the case, the broken lines, and the unshaded regions bounded by broken lines form no part of the claimed design.

1 Claim, 6 Drawing Sheets



(56)

References Cited

U.S. PATENT DOCUMENTS

D682,816	S *	5/2013	Fathollahi	D14/250
D685,358	S *	7/2013	Armstrong	D14/250
D715,785	S *	10/2014	Jacob	D14/250
D721,686	S *	1/2015	Jacob	D14/250
D724,093	S *	3/2015	Dong	D14/440
D733,154	S *	6/2015	Armstrong	D14/440
D733,696	S *	7/2015	Burgett	D14/250
D737,263	S *	8/2015	Armstrong	D14/250
D737,276	S *	8/2015	Armstrong	D14/440
D742,869	S *	11/2015	Odhwani	D14/250
D745,505	S *	12/2015	Barfoot	D14/250
D762,204	S *	7/2016	Armstrong	D14/250
D766,249	S *	9/2016	Veltz	D14/440
D766,885	S *	9/2016	Armstrong	D14/250
D766,907	S *	9/2016	Veltz	D14/440
D768,123	S *	10/2016	Armstrong	D14/250
D770,458	S *	11/2016	Corcoran	D14/440
D772,288	S *	11/2016	Montes	D14/488
D775,198	S *	12/2016	Montes	D14/489
2011/0266194	A1 *	11/2011	Bau	A45C 11/00 206/736
2015/0068934	A1 *	3/2015	Armstrong	A45C 11/00 206/320

* cited by examiner

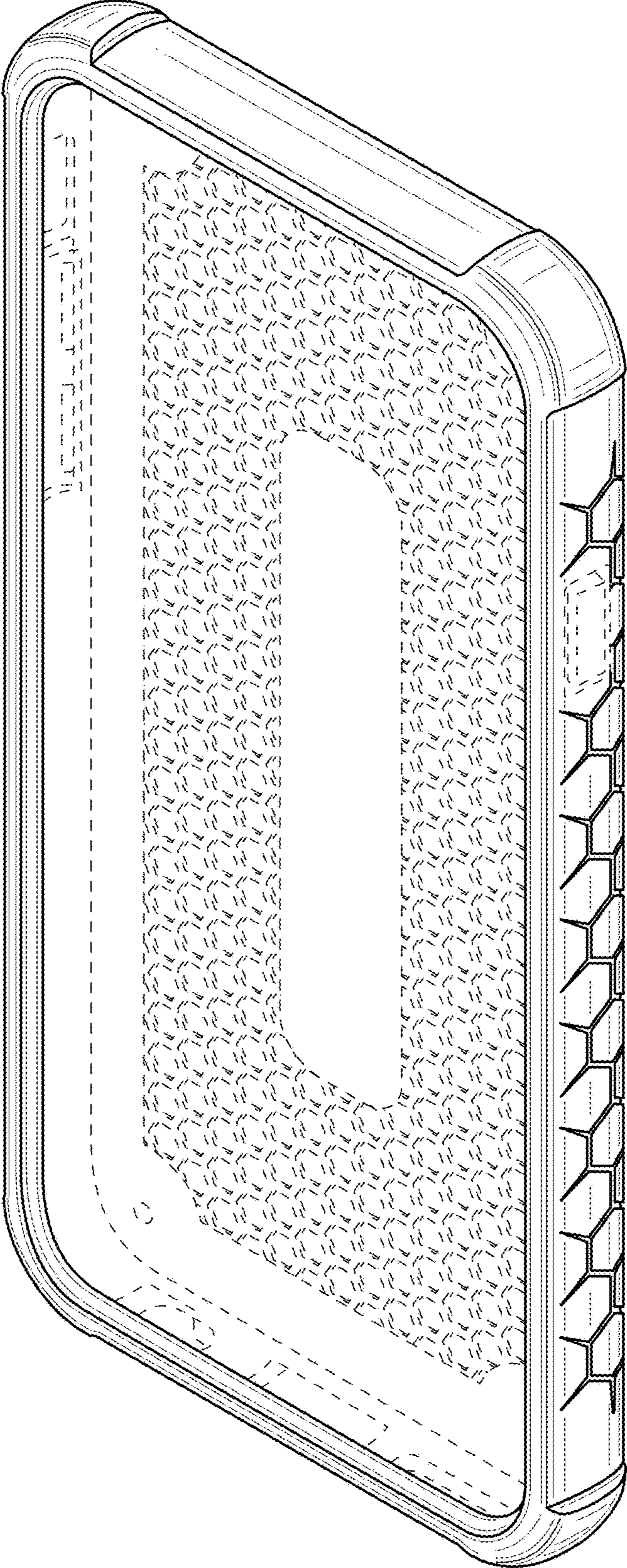


FIG. 1

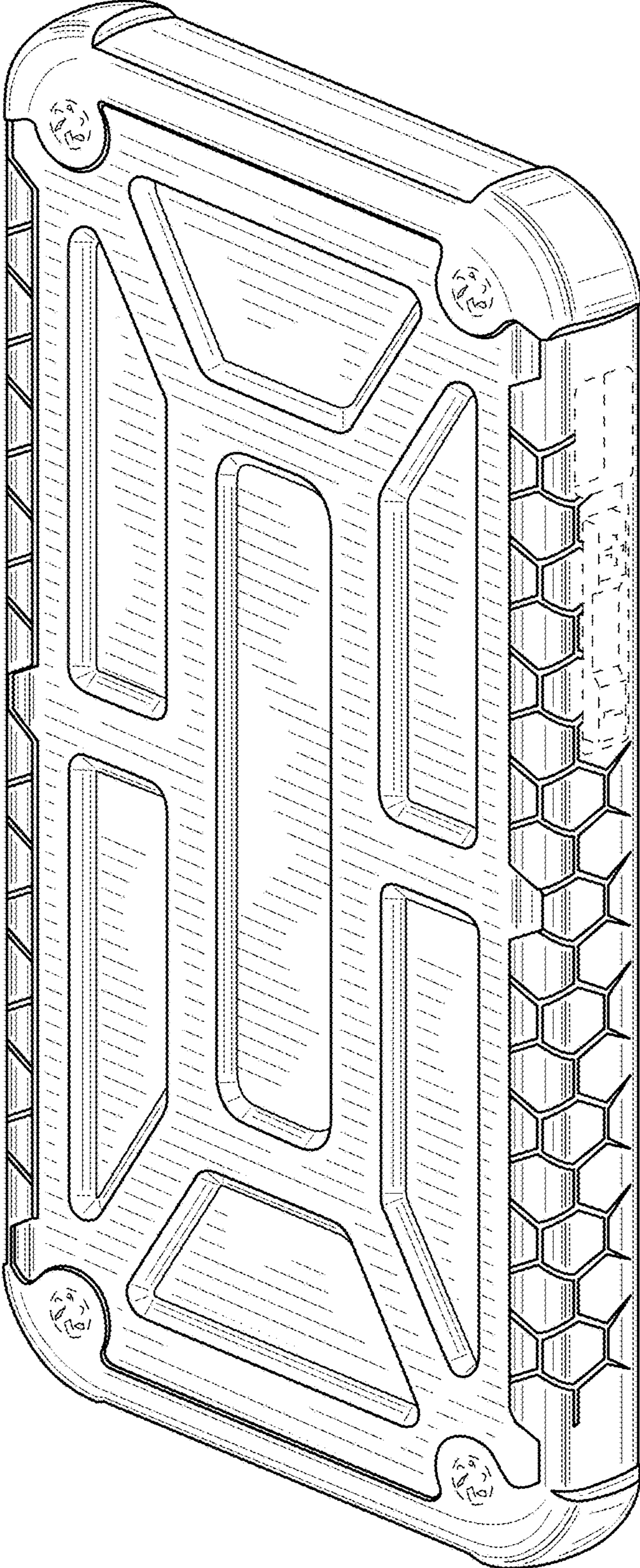


FIG. 2

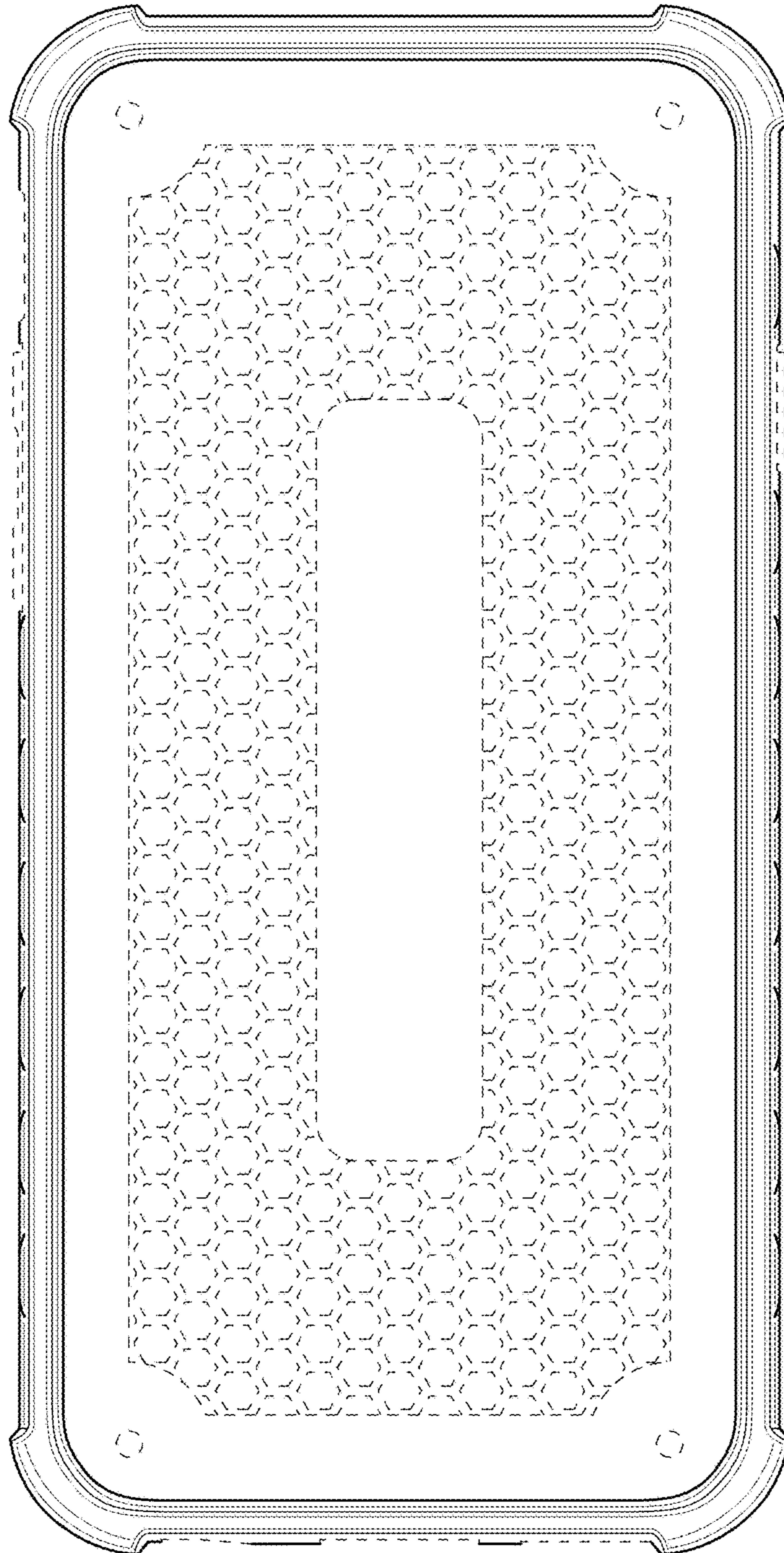


FIG. 3




FIG. 4

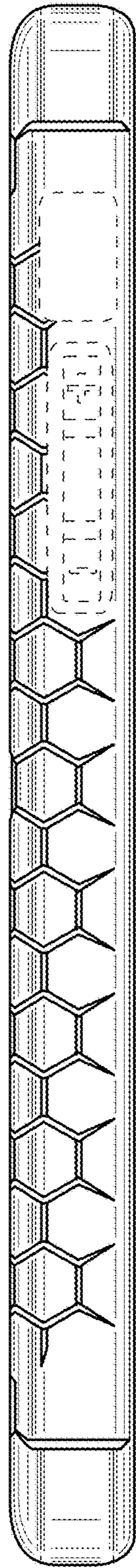


FIG. 5

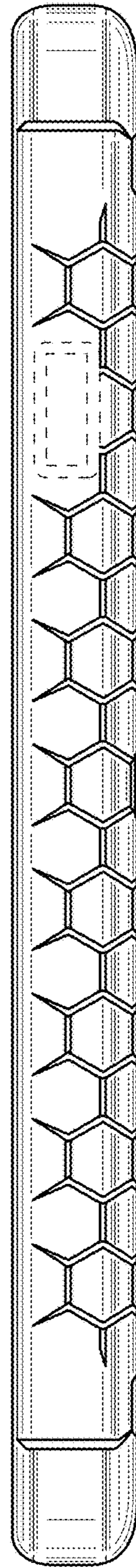


FIG. 6




FIG. 7



FIG. 8