



US00D794600S

(12) **United States Design Patent**
Kwak et al.

(10) **Patent No.:** **US D794,600 S**

(45) **Date of Patent:** **** Aug. 15, 2017**

(54) **ELEPHANT-SHAPED SOUND MACHINE**

D425,066 S * 5/2000 Bould D14/189
6,202,644 B1 * 3/2001 Takeuchi B63C 11/205

(71) Applicant: **Skip Hop, Inc.**, New York, NY (US)

128/201.11

(72) Inventors: **Albert Kwak**, New York, NY (US);
Peter Therrien, Brooklyn, NY (US);
Benjamin Bearsch, Brooklyn, NY (US)

D460,433 S * 7/2002 Heyl D14/167

D484,113 S * 12/2003 Solland D14/207

D540,886 S * 4/2007 Civettini D14/172

7,209,648 B2 * 4/2007 Barber H04N 9/7921

348/E5.108

D541,880 S * 5/2007 Civettini D14/172

D701,852 S * 4/2014 Park D14/189

D740,857 S * 10/2015 Li D14/203.2

(73) Assignee: **SKIP HOP, INC.**, New York, NY (US)

(**) Term: **15 Years**

* cited by examiner

(21) Appl. No.: **29/566,590**

Primary Examiner — Prabhakar Deshmukh

(22) Filed: **Jun. 1, 2016**

(74) *Attorney, Agent, or Firm* — Stephen J. Weyer, Esq.;
Stites & Harbison, PLLC

(51) **LOC (10) Cl.** **14-02**

(52) **U.S. Cl.**

(57) **CLAIM**

USPC **D14/172**; D14/203.2

The ornamental design for an elephant-shaped sound machine, as shown and described.

(58) **Field of Classification Search**

DESCRIPTION

USPC D14/496, 401, 435, 474, 483, 217, 137,
D14/138, 160, 168, 356, 203.1–203.8,
D14/507, 172, 176, 177, 189; 345/156,
345/169, 173–179, 905; 715/727–729,
715/864; 710/1, 5, 8; 713/1, 600;
455/1.1, 1.7, 73, 344–347, 93, 95,
455/3.01–3.06, 550.1, 573.1;
370/342–344; 369/1, 2, 6–12;
463/43–47; 273/148 B; D10/30, 31, 38,
D10/128

CPC H04J 11/00; H04J 13/00; H04J 14/00
See application file for complete search history.

FIG. 1 is a perspective view taken from the top, front, and left side of an elephant-shaped sound machine of the present design.

FIG. 2 is a front elevation view of the elephant-shaped sound machine of FIG. 1.

FIG. 3 is a rear elevation view of the elephant-shaped sound machine of FIG. 1.

FIG. 4 is a left side elevation view of the elephant-shaped sound machine of FIG. 1.

FIG. 5 is a right side elevation view of the elephant-shaped sound machine of FIG. 1.

FIG. 6 is a top plan view of the elephant-shaped sound machine of FIG. 1; and,

FIG. 7 is a bottom plan view of the elephant-shaped sound machine of FIG. 1.

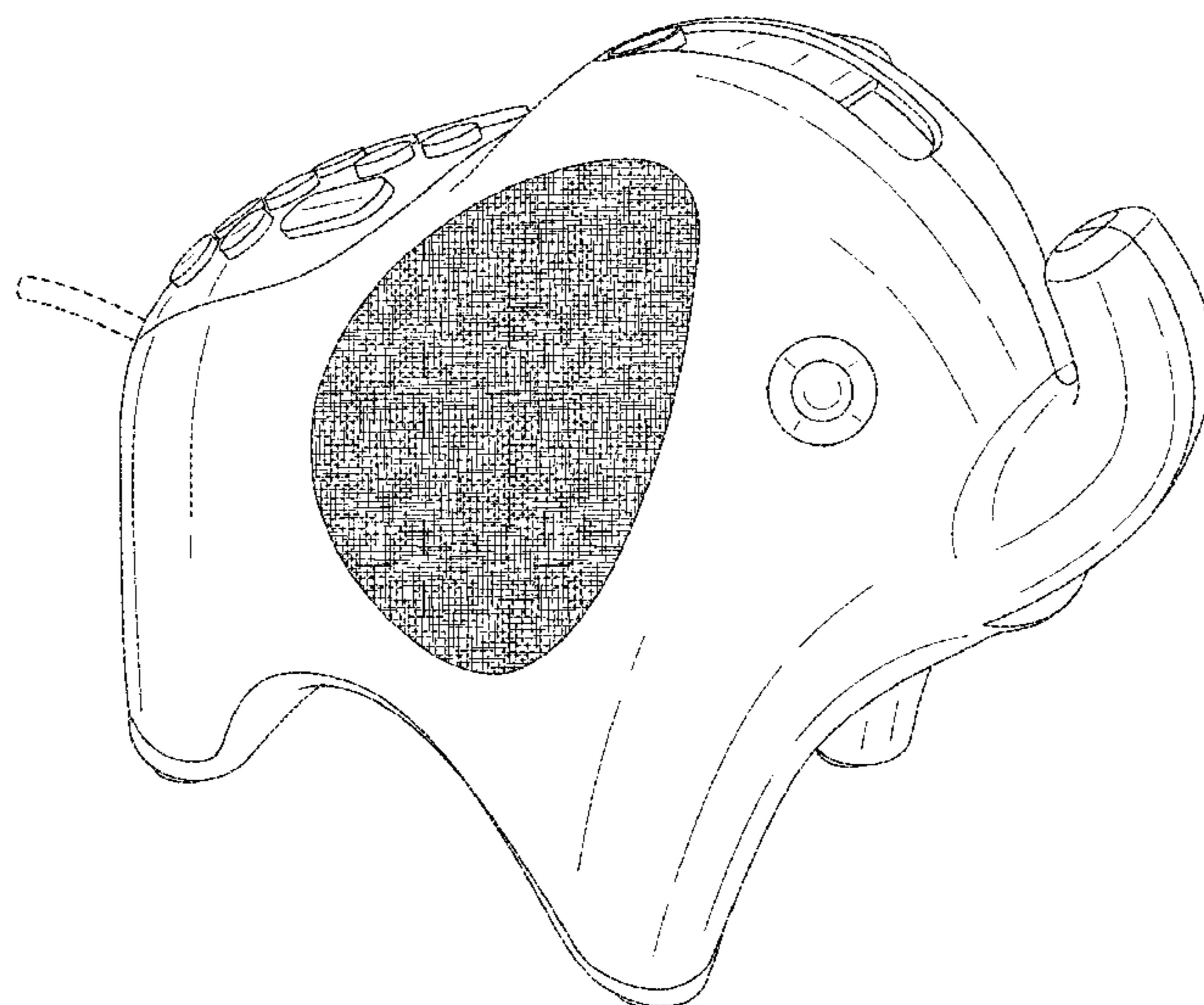
The broken lines illustrate unclaimed portions and form no part of the claimed design.

(56) **References Cited**

U.S. PATENT DOCUMENTS

4,700,393 A * 10/1987 Masuzawa G10L 13/02
704/267
4,790,790 A * 12/1988 Todokoro A63H 5/00
446/209
D370,221 S * 5/1996 Firlow D14/135
D386,182 S * 11/1997 Leifer D14/172

1 Claim, 7 Drawing Sheets



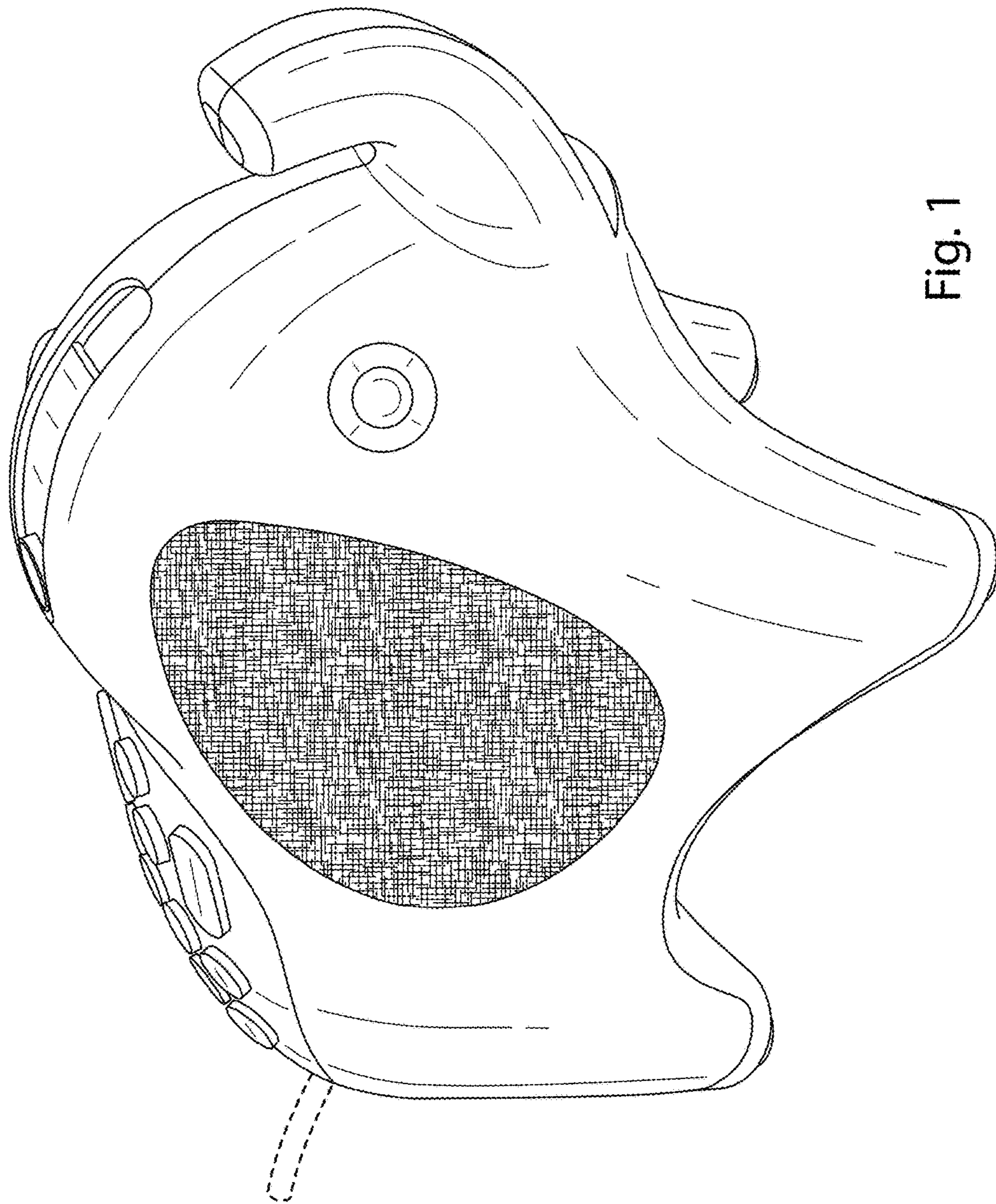


Fig. 1

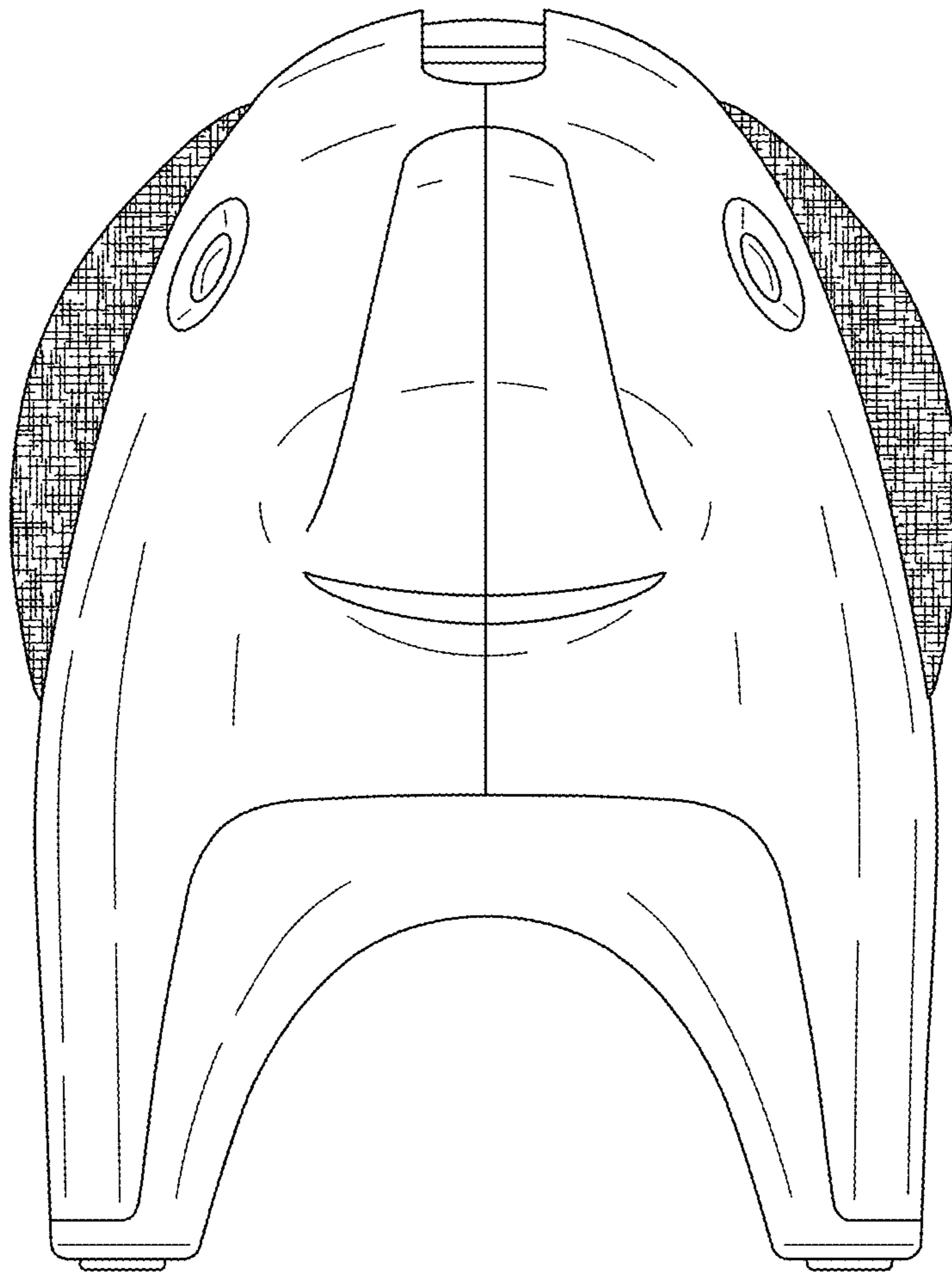


Fig. 2

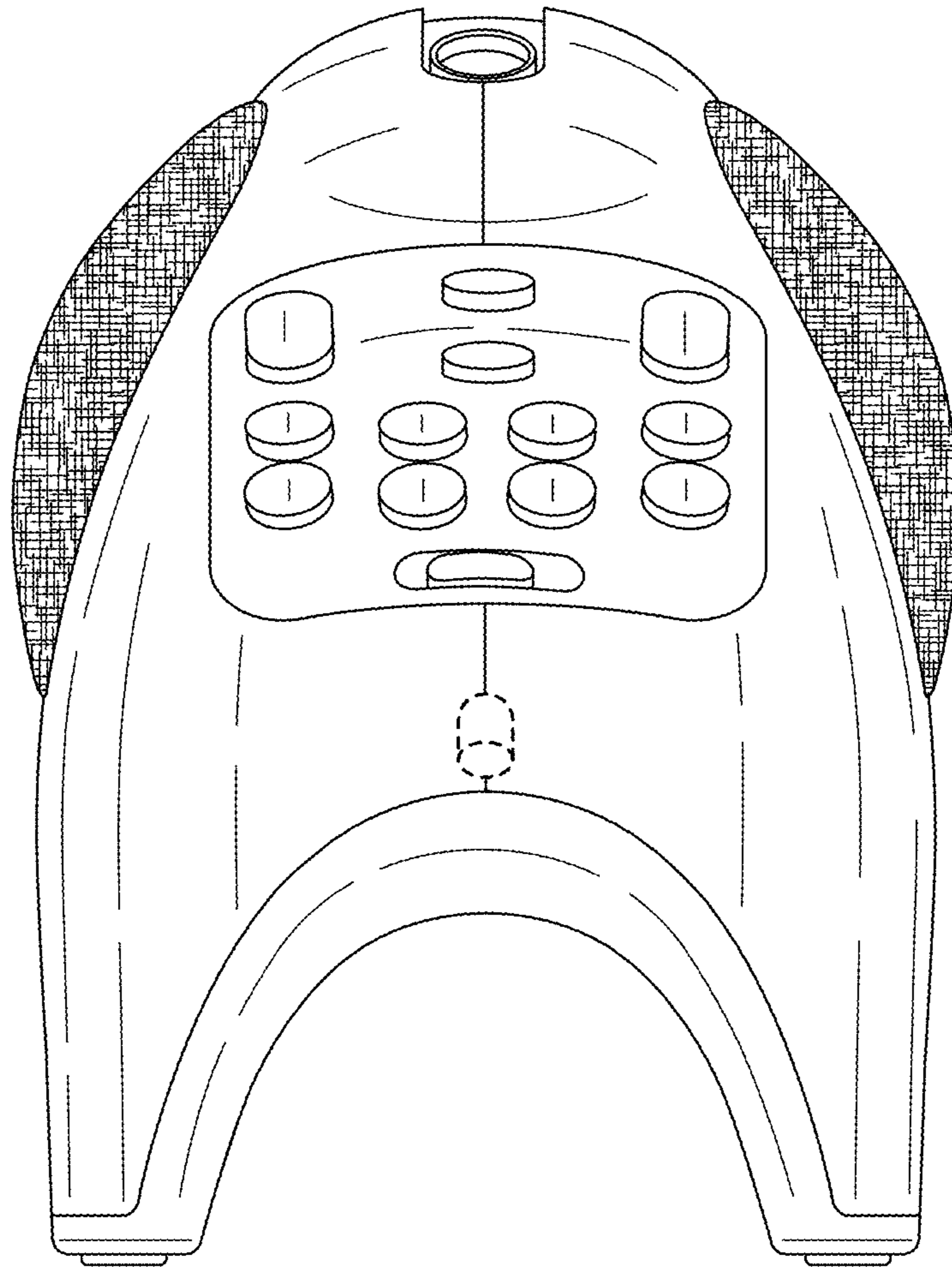


Fig. 3

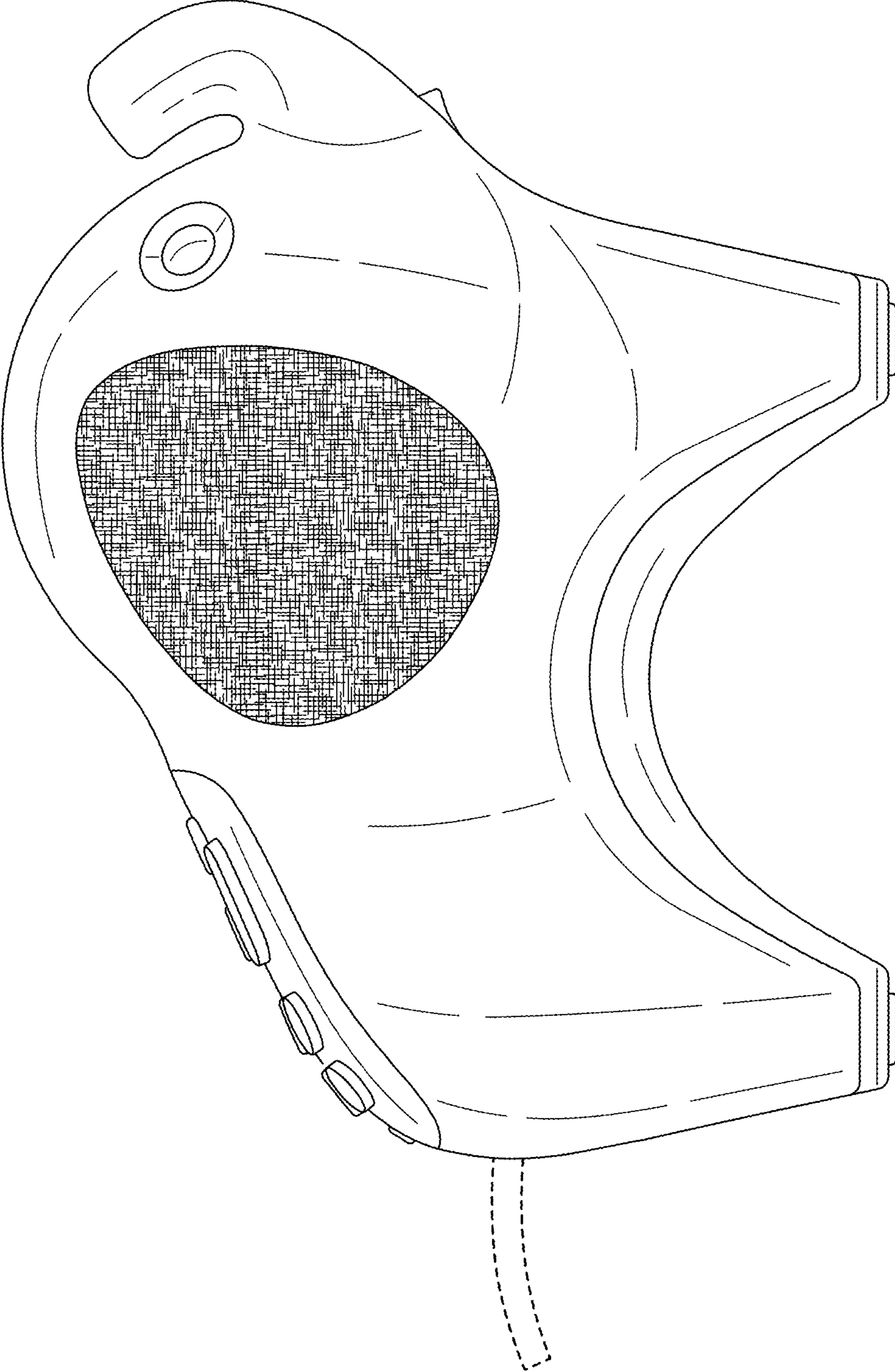


Fig. 4

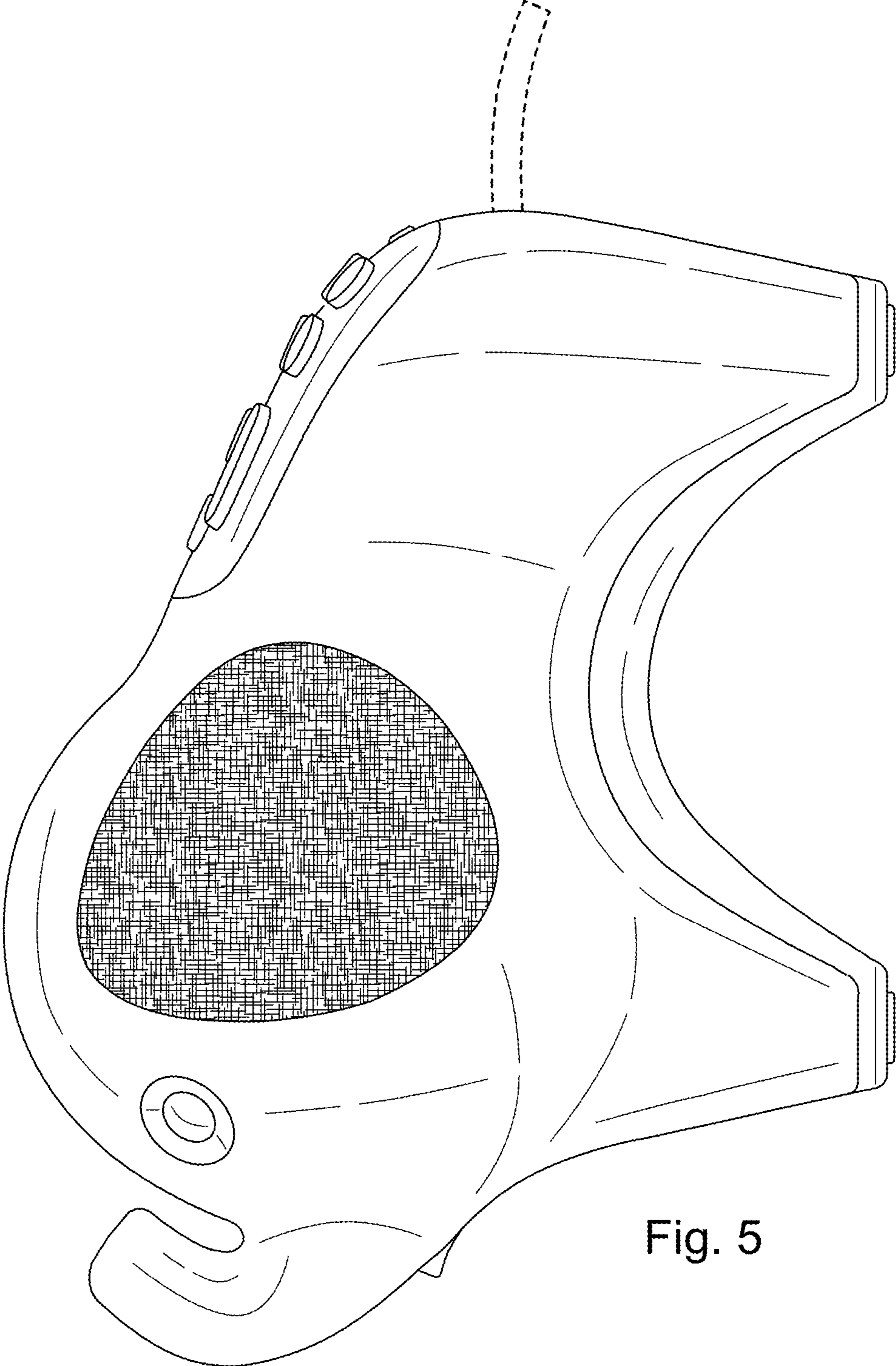


Fig. 5

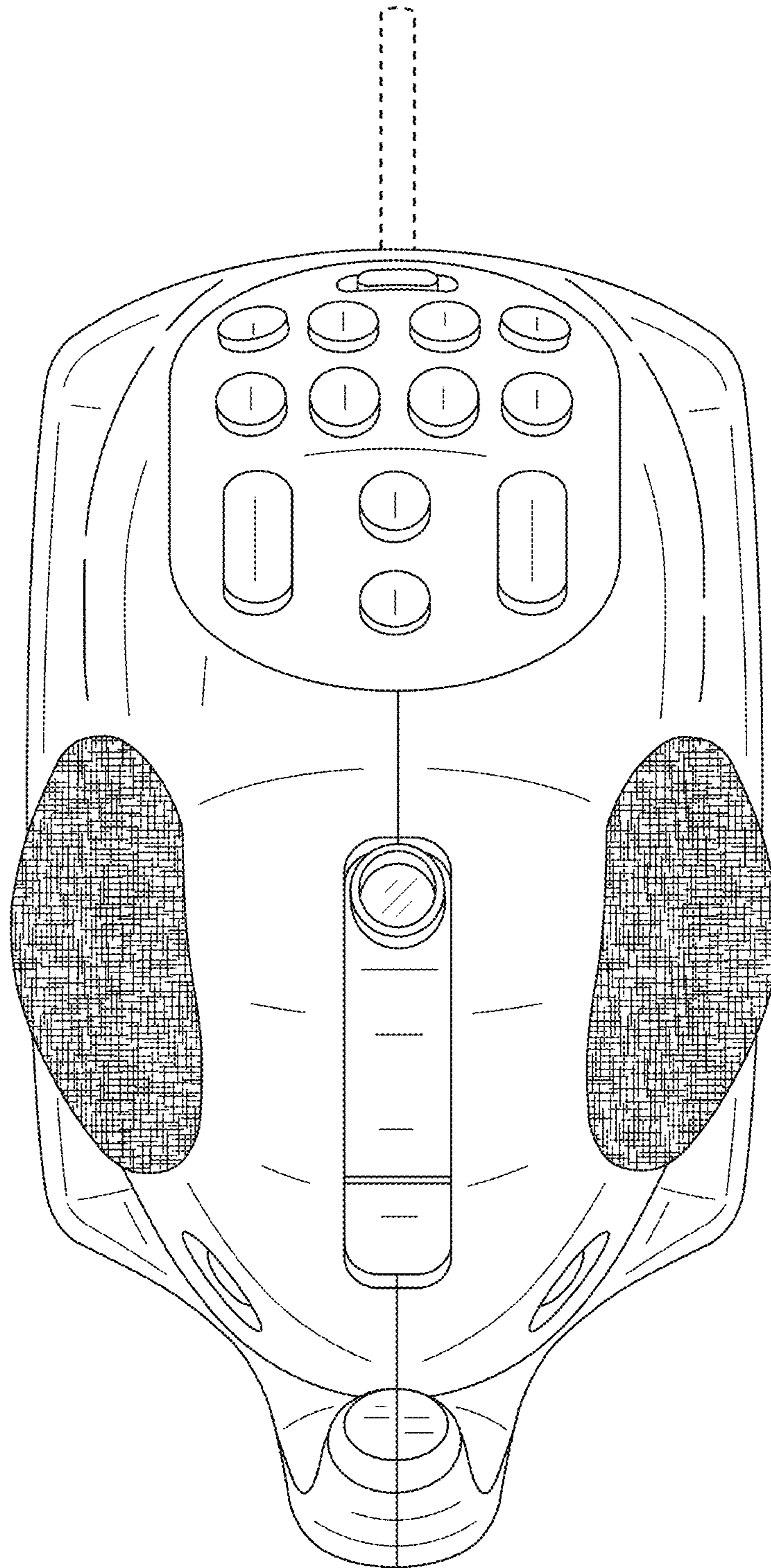


Fig. 6




Fig. 7