

US00D794552S

(12) **United States Design Patent**
Hayashi

(10) **Patent No.:** **US D794,552 S**

(45) **Date of Patent:** **** Aug. 15, 2017**

(54) **TREAD OF AN AUTOMOBILE TIRE**

(71) Applicant: **BRIDGESTONE CORPORATION,**
Tokyo (JP)

(72) Inventor: **Shintaro Hayashi,** Tokyo (JP)

(73) Assignee: **BRIDGESTONE CORPORATION,**
Chuo-ku, Tokyo (JP)

(**) Term: **15 Years**

(21) Appl. No.: **29/553,012**

(22) Filed: **Jan. 28, 2016**

(30) **Foreign Application Priority Data**

Jul. 29, 2015 (JP) 2015-016892

(51) **LOC (10) Cl.** **12-15**

(52) **U.S. Cl.**
USPC **D12/604**

(58) **Field of Classification Search**
USPC D12/519, 520, 521, 551, 552, 553, 560,
D12/561, 566, 567, 586, 587, 591, 599,
D12/600, 601, 604, 605
CPC B60C 11/03; B60C 11/0306
See application file for complete search history.

(56) **References Cited**

U.S. PATENT DOCUMENTS

D52,431 S * 9/1918 Destribats D12/570
D68,150 S * 9/1925 Love 152/209.13

D70,380 S * 6/1926 Marshall D12/570
D71,084 S * 9/1926 Sears D12/570
D72,116 S * 3/1927 Sexton D12/570
D334,369 S * 3/1993 Christenbury D12/600
D633,433 S * 3/2011 Sieber D12/519
D635,913 S * 4/2011 Ono D12/599
D711,812 S * 8/2014 Takahashi D12/521
D730,812 S * 6/2015 Kato D12/582
D731,954 S * 6/2015 Pribula D12/519
D762,557 S * 8/2016 Xue D12/586

* cited by examiner

Primary Examiner — Robert M Spear

(74) *Attorney, Agent, or Firm* — Sughrue Mion, PLLC

(57) **CLAIM**

The ornamental design for a tread of an automobile tire, as shown and described.

DESCRIPTION

FIG. 1 is a perspective view of a tread of an automobile tire showing my design;
FIG. 2 is a front view thereof;
FIG. 3 is a top view thereof;
FIG. 4 is a right side view thereof;
FIG. 5 is a left side view thereof;
FIG. 6 is a fragmentary enlarged front view showing the details of the tread thereof; and,
FIG. 7 is a section view taken along line 7-7 in FIG. 6.
The broken lines show portions of the tire that are not being claimed, and thus form no part of the claimed design.

1 Claim, 7 Drawing Sheets

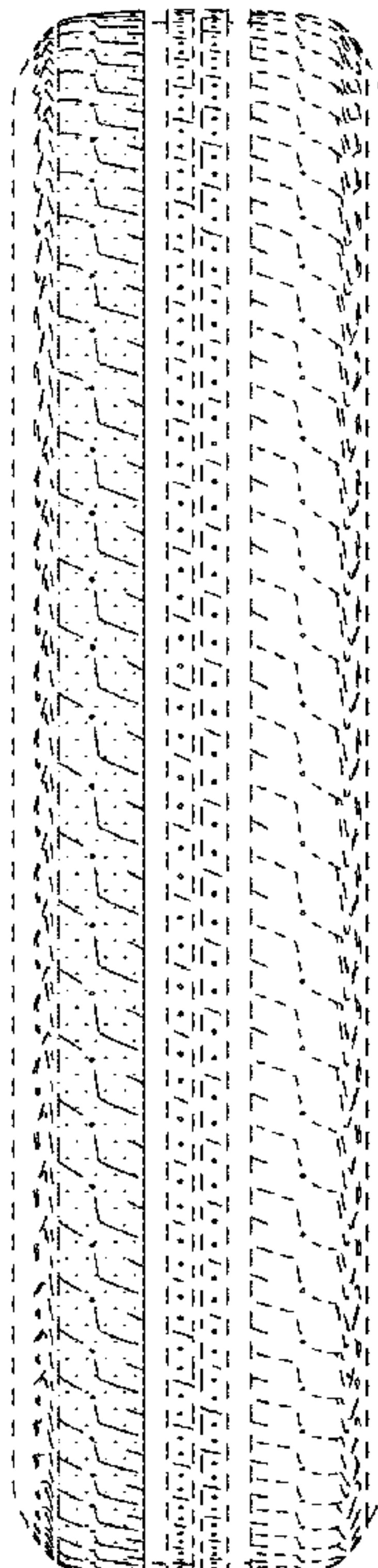


FIG. 1

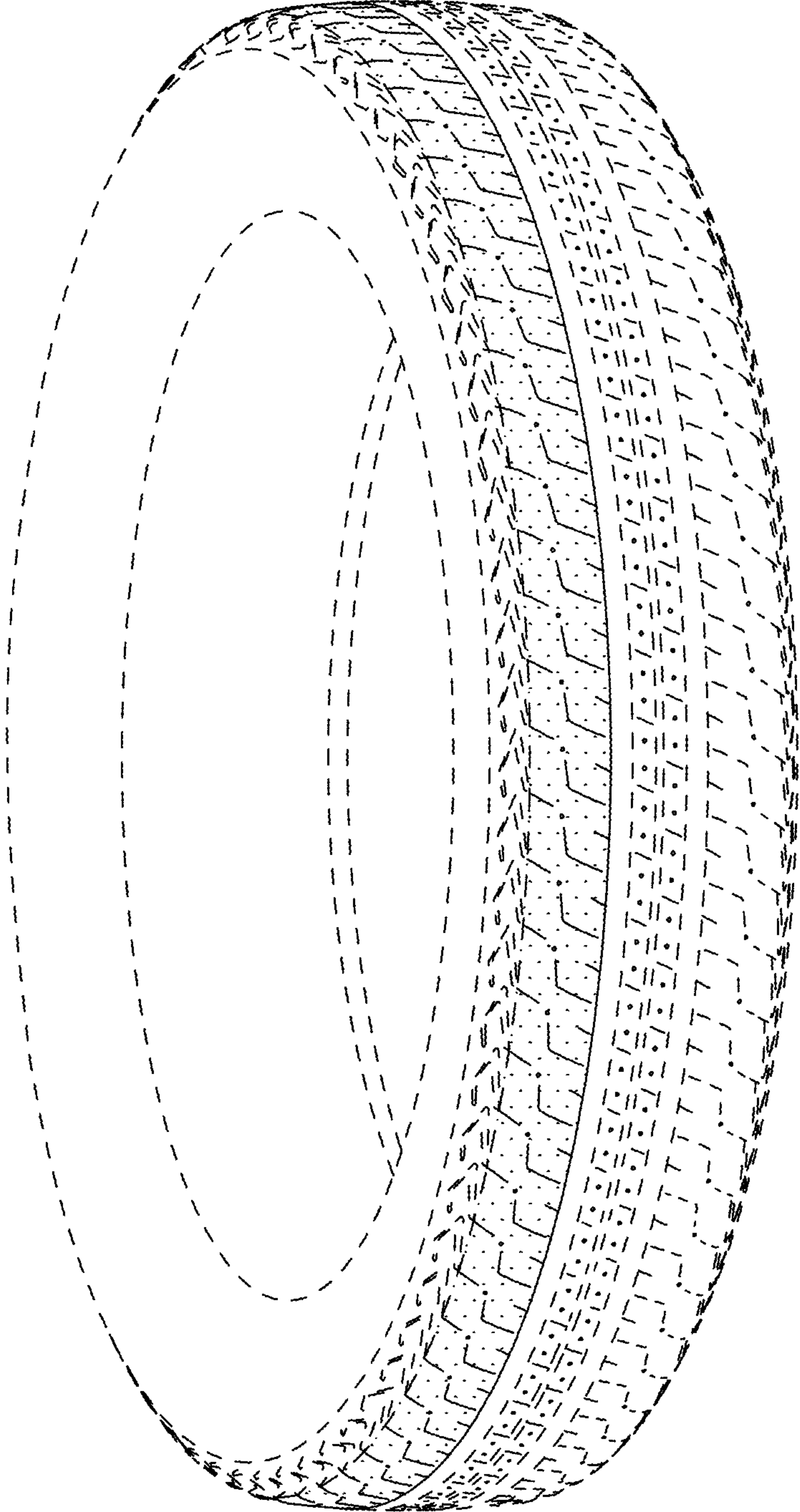


FIG. 2

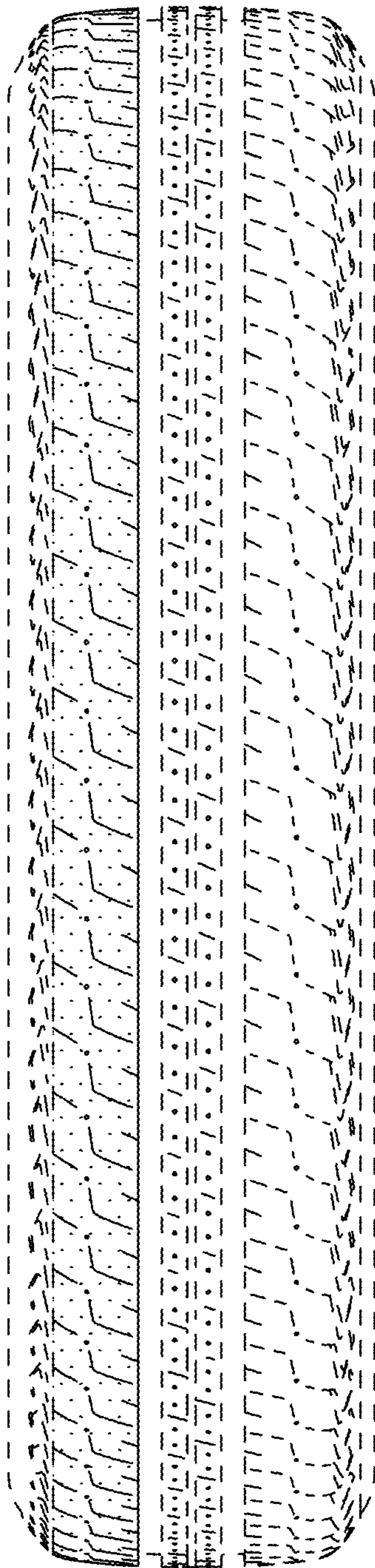


FIG. 3

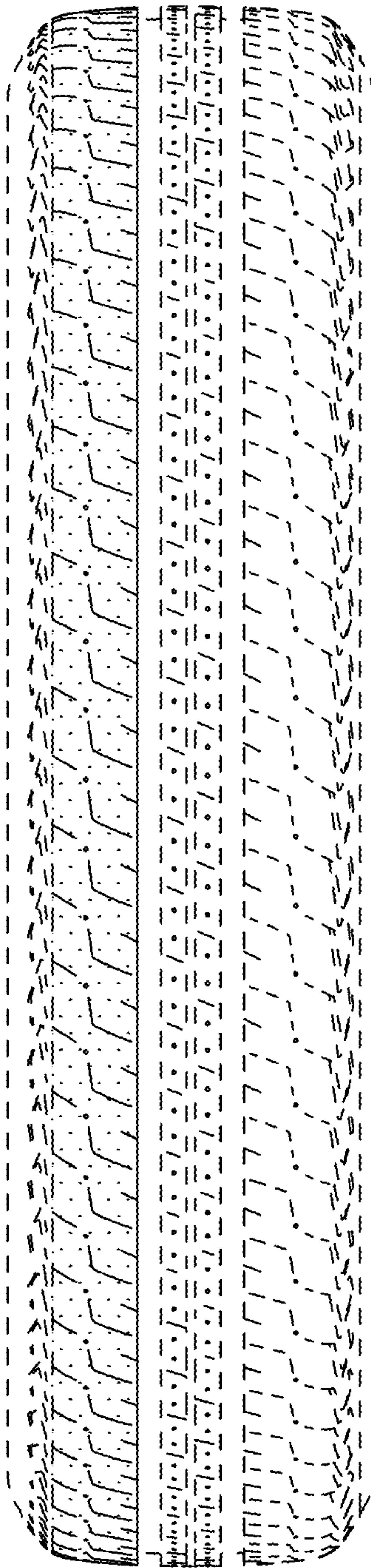


FIG. 4

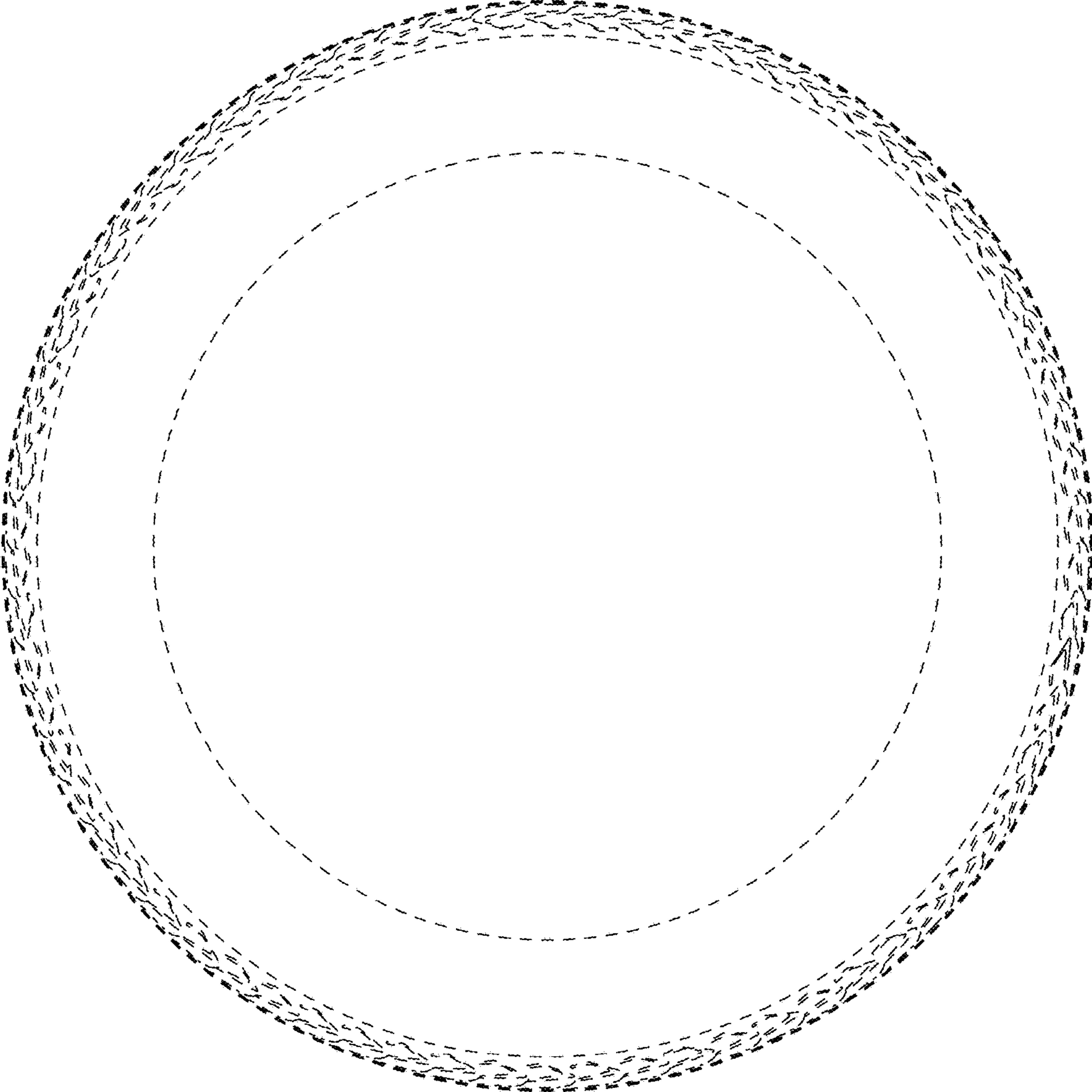


FIG. 5




FIG. 6

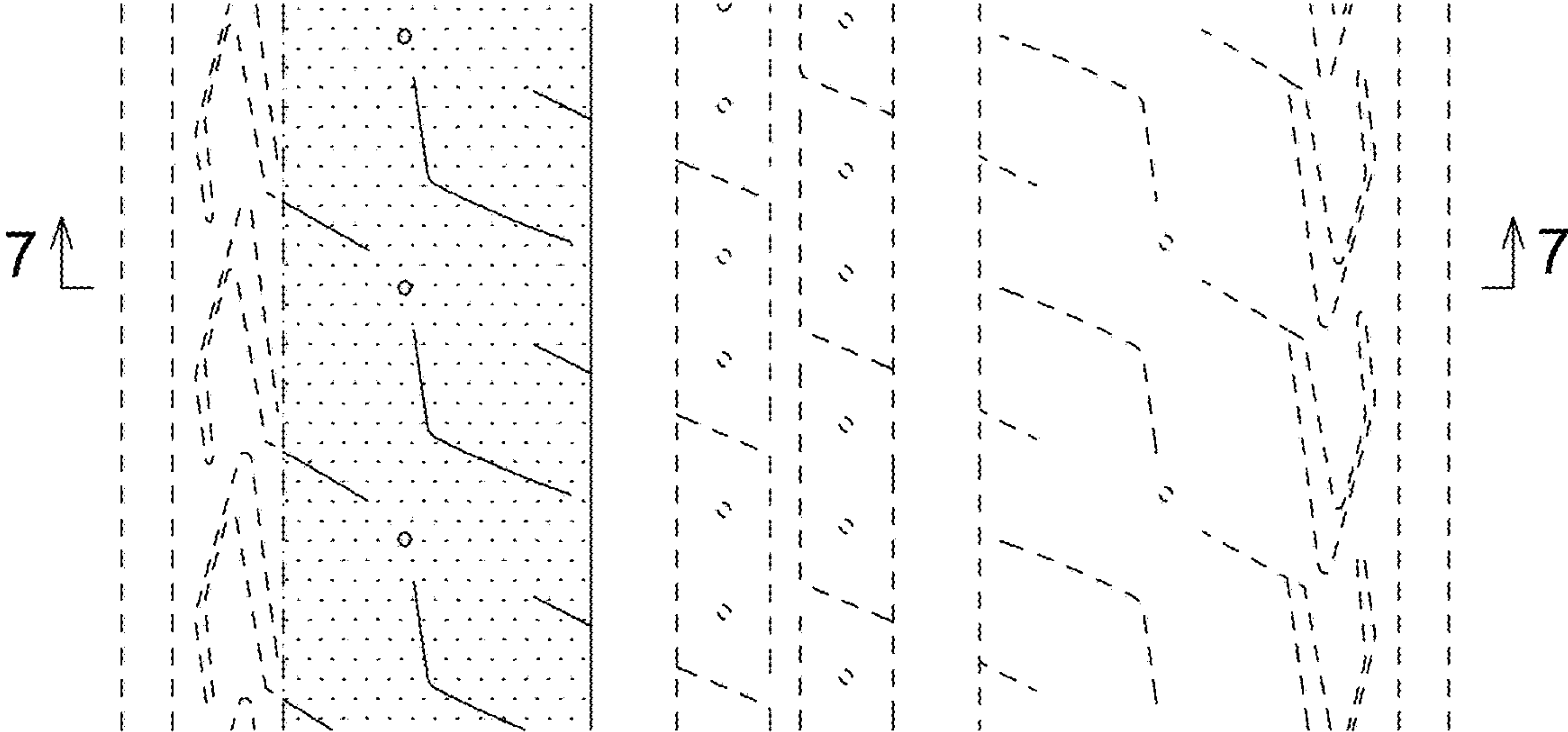


FIG. 7

