



US00D794551S

(12) **United States Design Patent** (10) **Patent No.:** **US D794,551 S**
Schimmoller, Jr. (45) **Date of Patent:** **** Aug. 15, 2017**

(54) **TIRE TREAD**

(71) Applicant: **COOPER TIRE & RUBBER COMPANY**, Findlay, OH (US)

(72) Inventor: **Todd Schimmoller, Jr.**, Ottawa, OH (US)

(73) Assignee: **COOPER TIRE & RUBBER COMPANY**, Findlay, OH (US)

(**) Term: **15 Years**

(21) Appl. No.: **29/565,107**

(22) Filed: **May 18, 2016**

(51) **LOC (10) Cl.** **12-15**

(52) **U.S. Cl.**
USPC **D12/594**

(58) **Field of Classification Search**
USPC D12/553, 559, 564, 565, 588, 594, 595, D12/600, 601, 604
CPC B60C 11/0306; B60C 11/0311; B60C 2011/0388
See application file for complete search history.

(56) **References Cited**

U.S. PATENT DOCUMENTS

D386,725 S * 11/1997 Matsuda D12/601
D528,500 S * 9/2006 Le D12/600

D534,858 S * 1/2007 Le D12/553
D609,169 S * 2/2010 Feider D12/588
D647,038 S * 10/2011 Jacobs D12/587
D738,815 S * 9/2015 Dixon D12/594
D759,584 S * 6/2016 Ono D12/588
D782,398 S * 3/2017 Ding D12/564

* cited by examiner

Primary Examiner — Robert M Spear

(74) *Attorney, Agent, or Firm* — Fay Sharpe LLP

(57) **CLAIM**

The ornamental design for a tire tread, as shown and described.

DESCRIPTION

FIG. 1 is a perspective view of a tire tread of the present application;
FIG. 2 is a partial, side view thereof; and,
FIG. 3 is a front view thereof.
The broken line showings of the sidewall from the inner bead to the tire tread are included for the purpose of illustrating environment and form no part of the claimed tire tread. The tread pattern is understood to repeat throughout the circumference of the tire. The other side of the tire is the same as the view illustrated in FIG. 2.

1 Claim, 3 Drawing Sheets

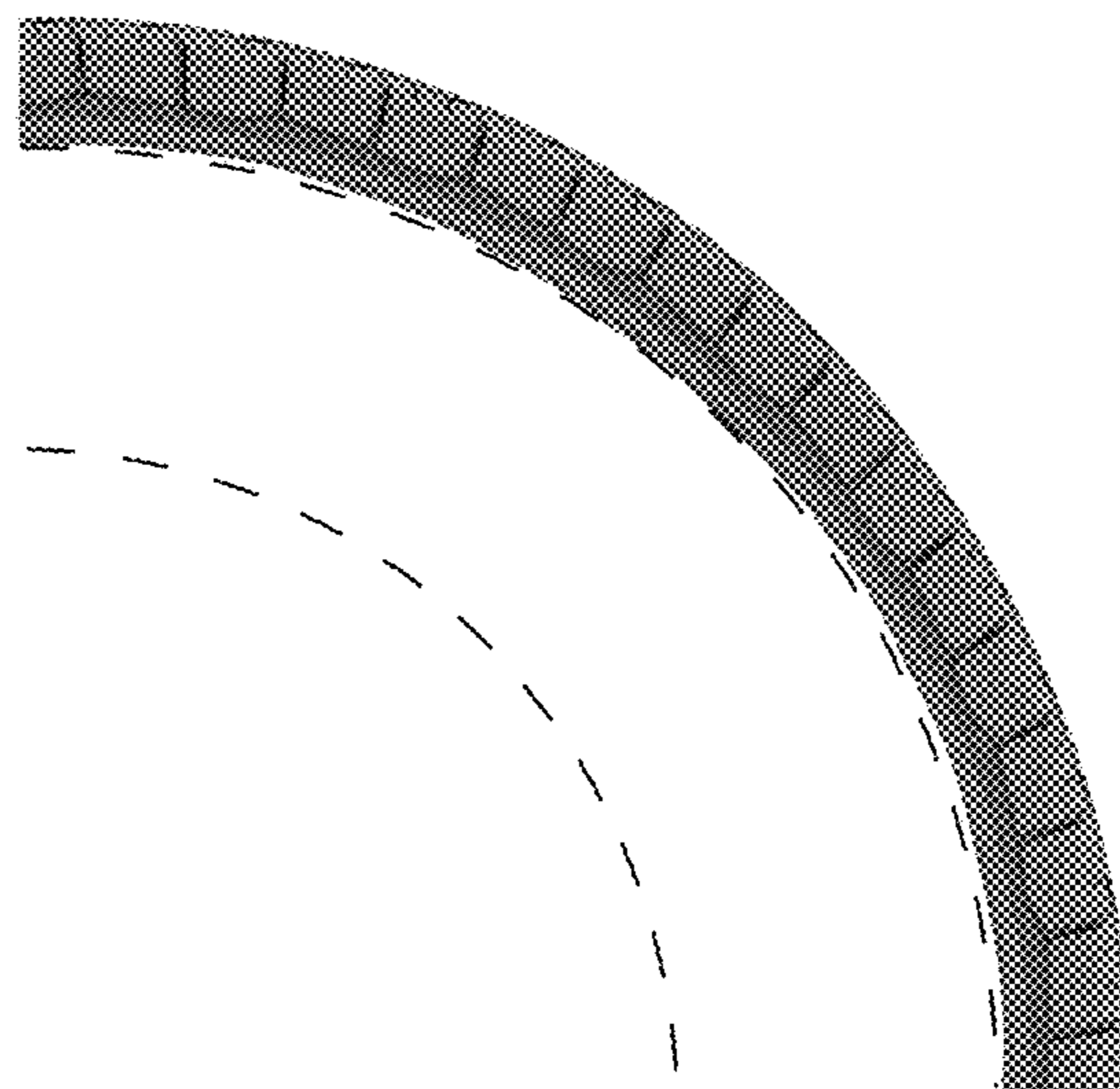
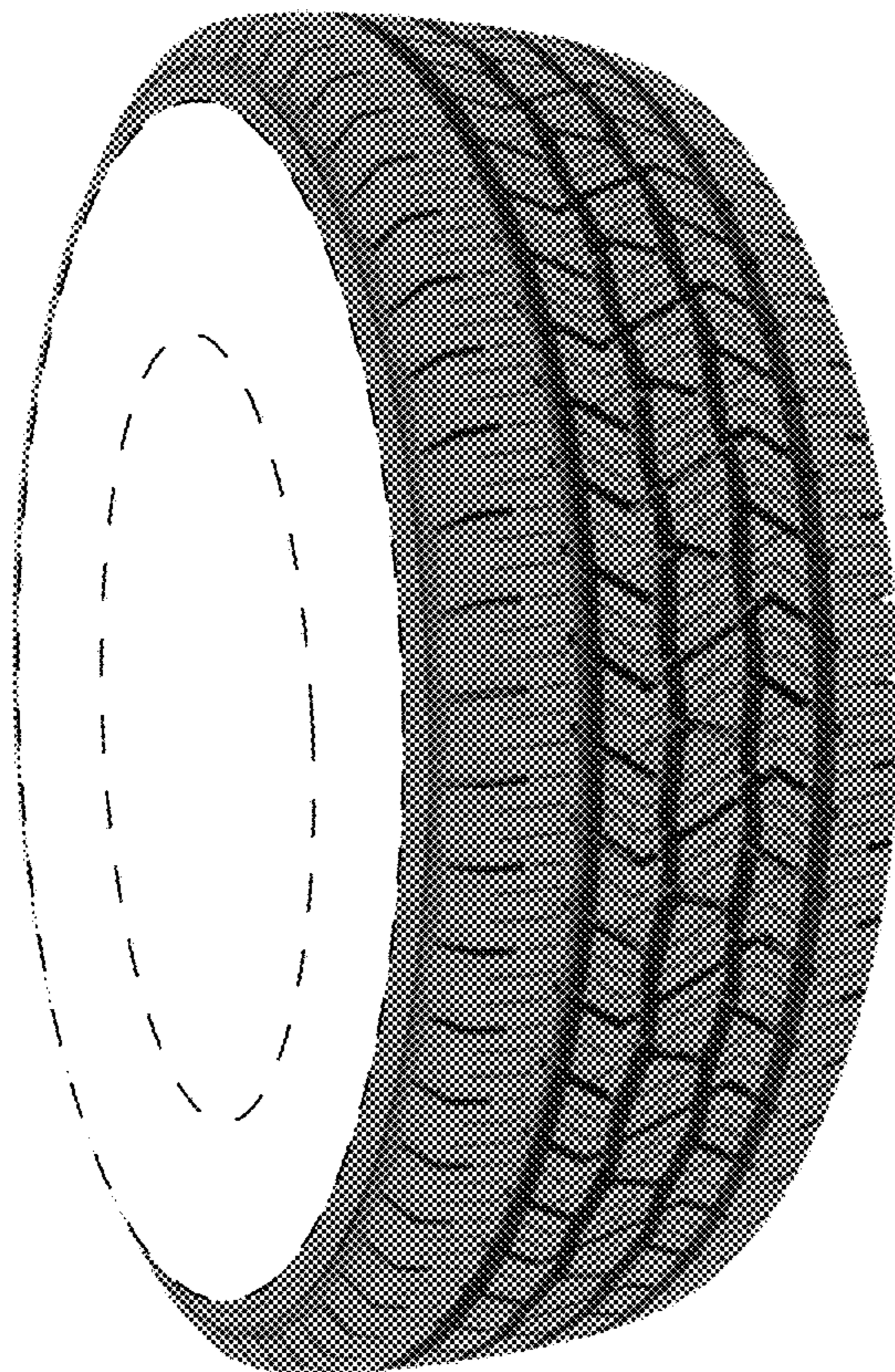




Fig. 1

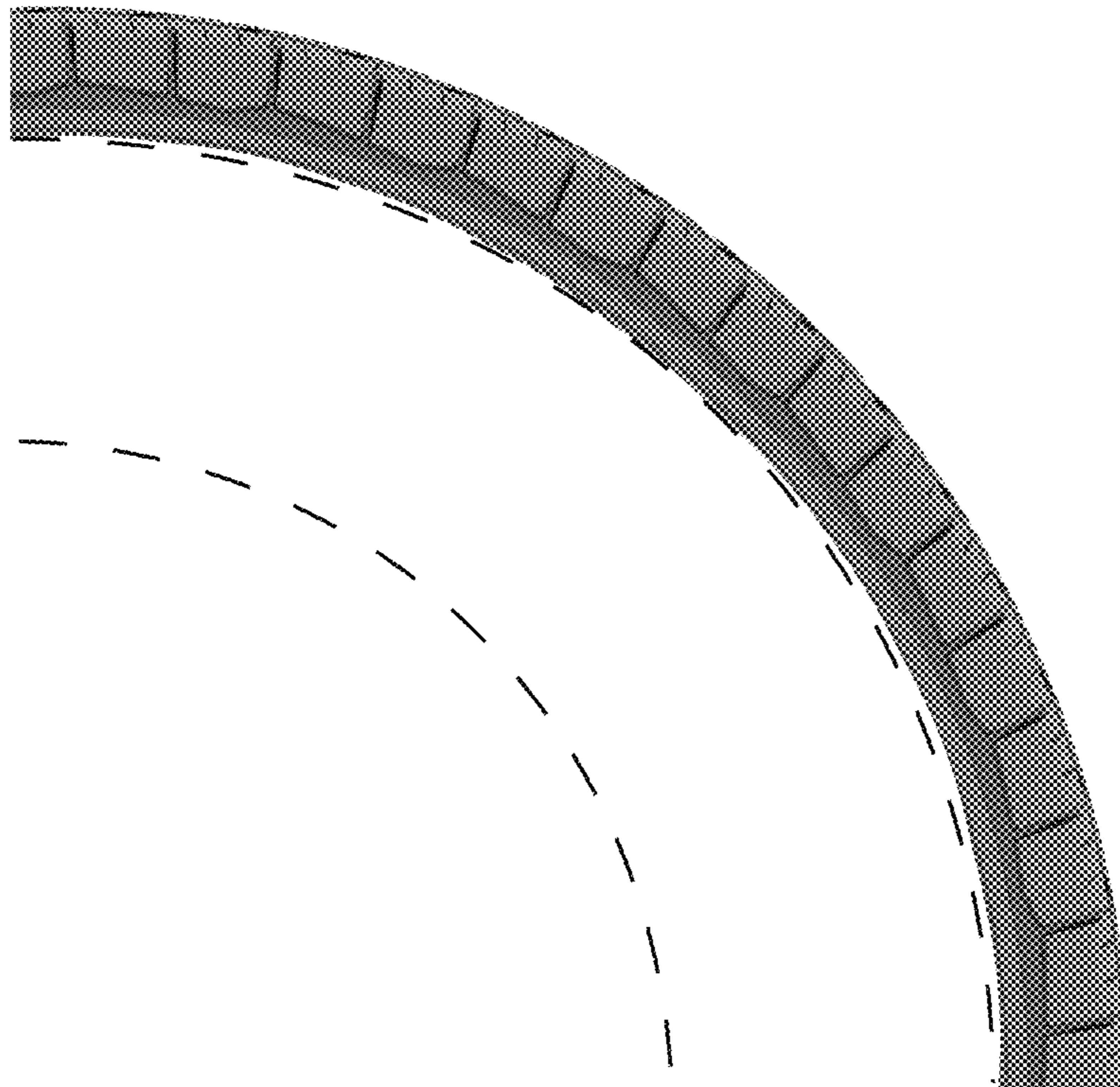


Fig. 2




Fig. 3