



US00D794549S

(12) **United States Design Patent**
Pribula et al.

(10) **Patent No.:** **US D794,549 S**

(45) **Date of Patent:** **** *Aug. 15, 2017**

- (54) **TIRE**
- (71) Applicant: **The Goodyear Tire & Rubber Company**, Akron, OH (US)
- (72) Inventors: **David Michael Pribula**, Alliance, OH (US); **Jonathan James Shondel**, Massillon, OH (US)
- (73) Assignee: **The Goodyear Tire & Rubber Company**, Akron, OH (US)
- (*) Notice: This patent is subject to a terminal disclaimer.
- (**) Term: **14 Years**
- (21) Appl. No.: **29/514,044**
- (22) Filed: **Jan. 8, 2015**
- (51) **LOC (10) Cl.** **12-15**
- (52) **U.S. Cl.**
USPC **D12/588**
- (58) **Field of Classification Search**
USPC D12/550-568, 580-604, 900
CPC B26D 3/005; B26F 1/02; B26F 1/0084;
B60C 11/031; B60C 11/033
See application file for complete search history.

D583,310 S	12/2008	Dixon et al.	D12/588
D585,364 S	1/2009	Shondel et al.	D12/600
D586,733 S	2/2009	Shinohara	D12/588
D588,984 S *	3/2009	Lee	D12/588
D593,936 S	6/2009	Maxwell	D12/587
D593,937 S *	6/2009	Maxwell	D12/588
D595,220 S	6/2009	Maxwell	D12/590
D599,276 S	9/2009	Fontaine et al.	D12/519
D600,193 S	9/2009	Nukala et al.	D12/521
D601,939 S	10/2009	Fontaine et al.	D12/519
D604,692 S *	11/2009	Ebiko	D12/587
D609,161 S	2/2010	Fontaine et al.	D12/517
D613,238 S *	4/2010	Harvey	D12/586

(Continued)

OTHER PUBLICATIONS

Aeolus Cross Ace AS02 Tire found online [Dec. 17, 2015] http://tiresaddict.com/vendor/aeolus/cross_ace_as02/*

Primary Examiner — Robert M Spear

Assistant Examiner — John Voytek

(74) *Attorney, Agent, or Firm* — Robert N. Lipsik

(57) **CLAIM**

The ornamental Design for a surface of a tire, as shown and described.

DESCRIPTION

FIG. 1 is a perspective view of a tire showing our new design, it being understood that the pattern repeats uniformly throughout the circumference of the tread;

FIG. 2 is a front elevational view thereof;

FIG. 3 is a right side elevational view thereof; the opposite side elevational view being identical thereto; and,

FIG. 4 is an enlarged fragmentary front elevational view thereof.

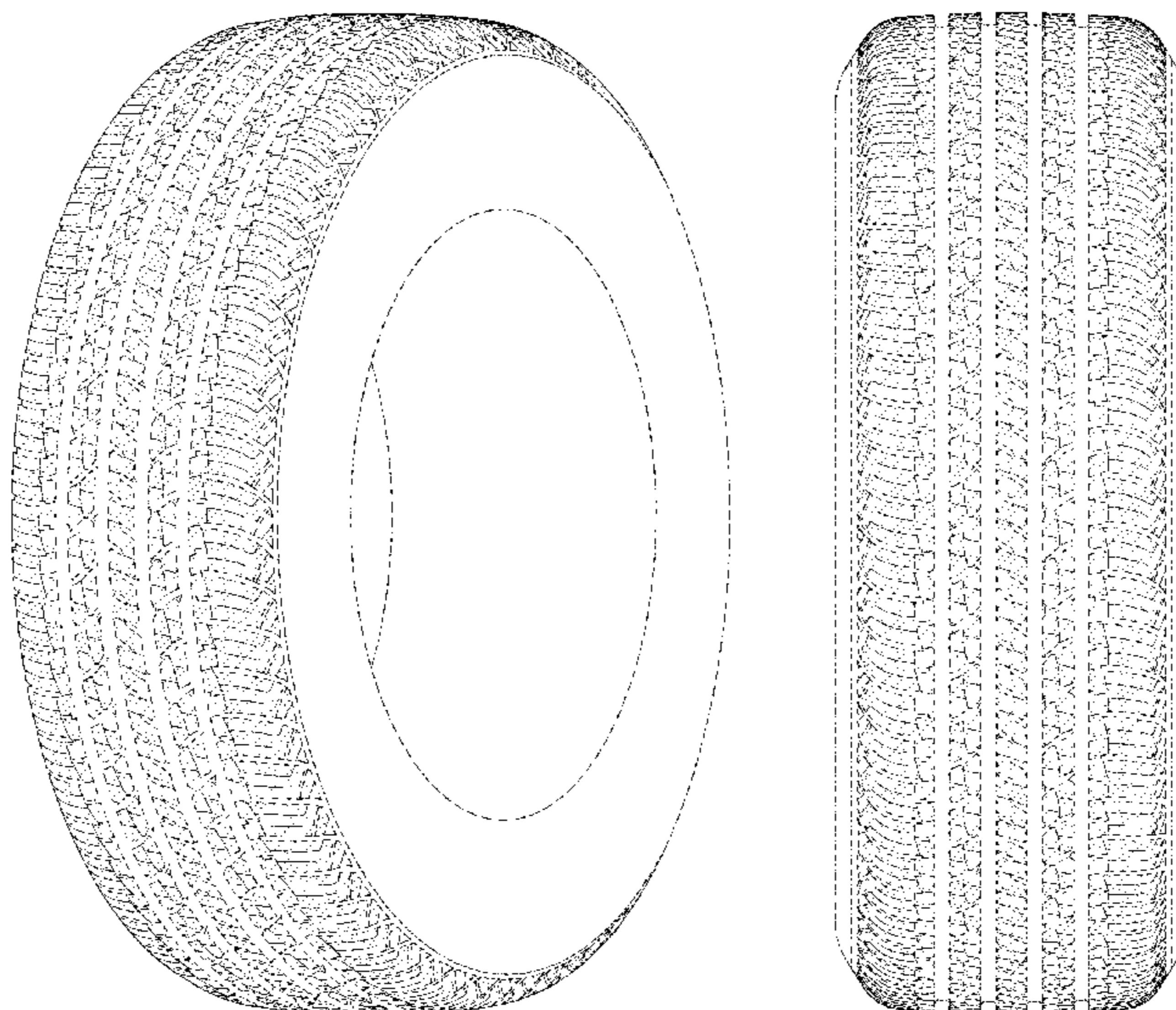
In the drawings, the broken lines showing of the grooves, sidewall, inner bead and the peripheral boundary between the tire tread and the sidewall depict portions of the tire and form no part of the claimed design.

1 Claim, 4 Drawing Sheets

(56) **References Cited**

U.S. PATENT DOCUMENTS

D334,360 S	3/1993	Graas et al.	D12/146
D392,922 S	3/1998	Heinen	D12/147
D422,246 S	4/2000	Fierro et al.	D12/146
D436,900 S *	1/2001	Buresh	D12/588
D451,441 S	12/2001	Weber	D12/146
D483,007 S *	12/2003	Brayer	D12/588
D490,045 S	5/2004	Delu et al.	D12/519
D558,127 S	12/2007	Shavers et al.	D12/519
D559,767 S	1/2008	Graas et al.	D12/521
D560,600 S	1/2008	Dixon et al.	D12/588
D577,655 S	9/2008	Heinen	D12/521
D581,346 S	11/2008	Shondel et al.	D12/521



(56)

References Cited

U.S. PATENT DOCUMENTS

D619,958 S *	7/2010	Maxwell	D12/586
D621,779 S *	8/2010	Yonetsu	D12/586
D624,488 S *	9/2010	Nakamura	D12/588
D634,699 S	3/2011	Fontaine et al.	D12/517
D639,720 S	6/2011	Harvey et al.	D12/521
D644,593 S	9/2011	Fontaine et al.	D12/523
D646,626 S	10/2011	Murata	D12/586
D662,451 S	6/2012	Schmalix et al.	D12/521
D665,336 S	8/2012	Skurich et al.	D12/523
D666,138 S	8/2012	Fontaine et al.	D12/521
8,522,845 B2 *	9/2013	Ikegami	B60C 11/0306 152/209.1
D693,290 S *	11/2013	Yonetsu	D12/586
D709,820 S *	7/2014	Rohweder	D12/586
D740,210 S *	10/2015	Uphouse	D12/588

* cited by examiner

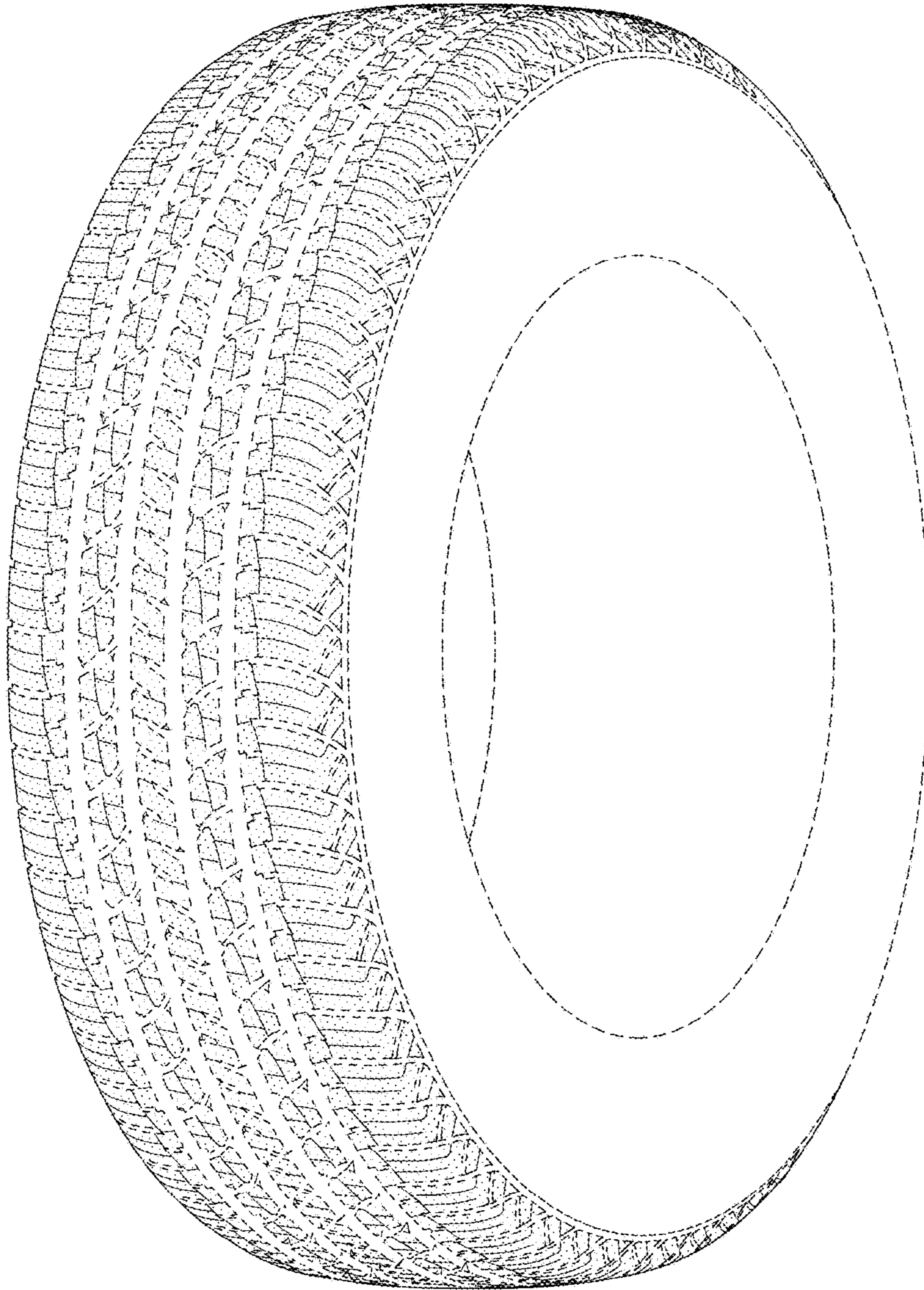


FIG-1

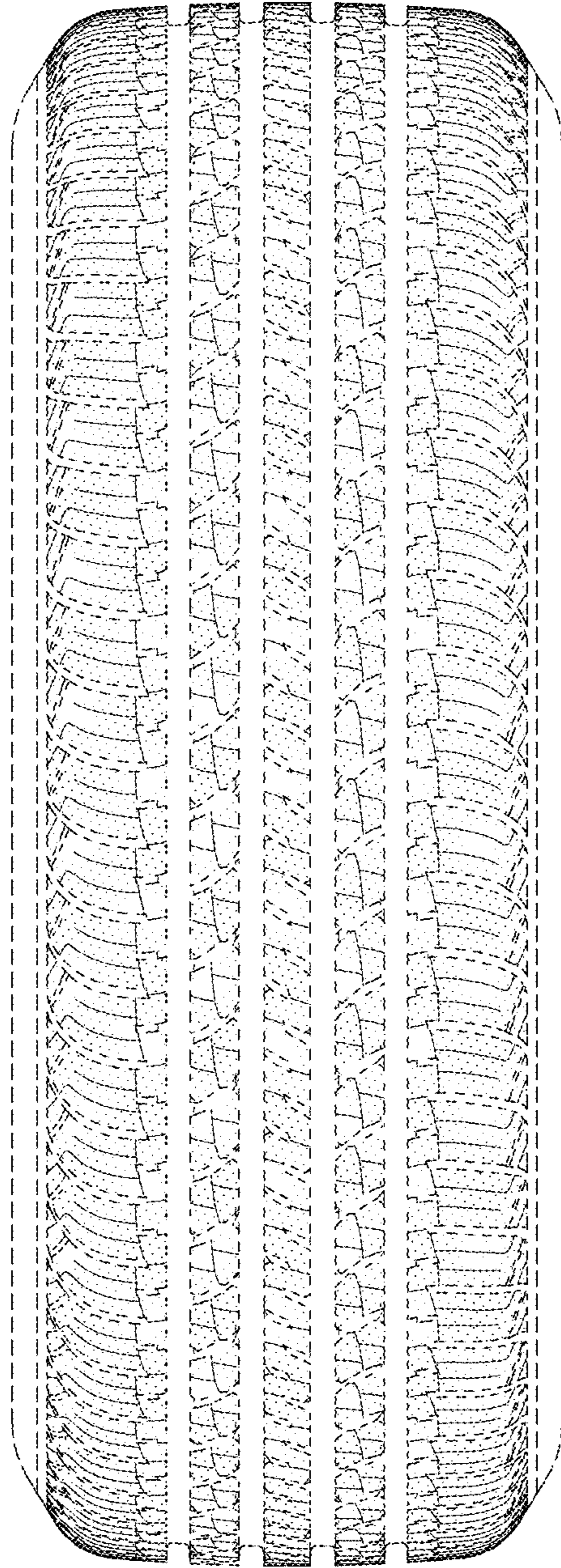


FIG-2

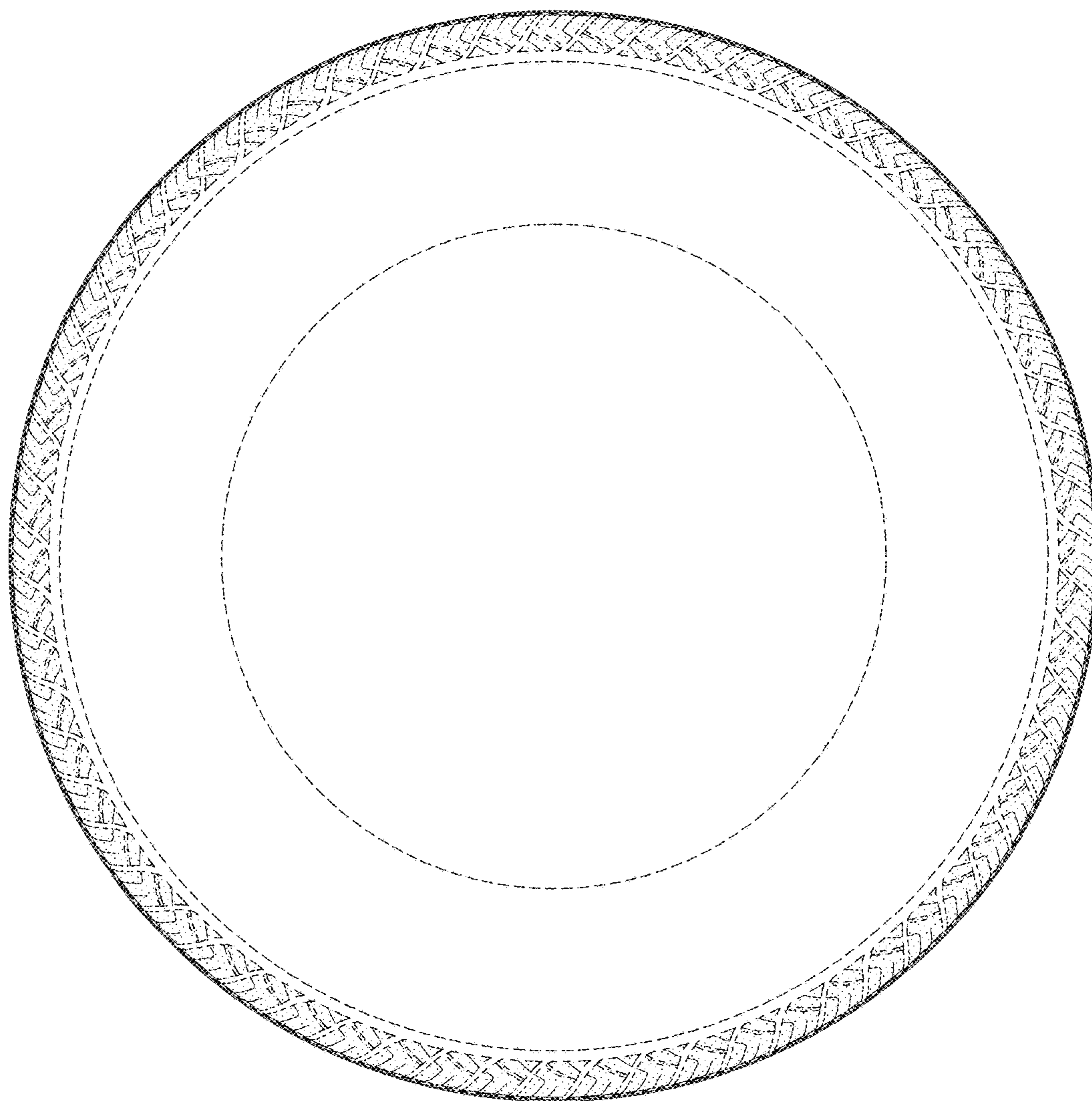


FIG-3

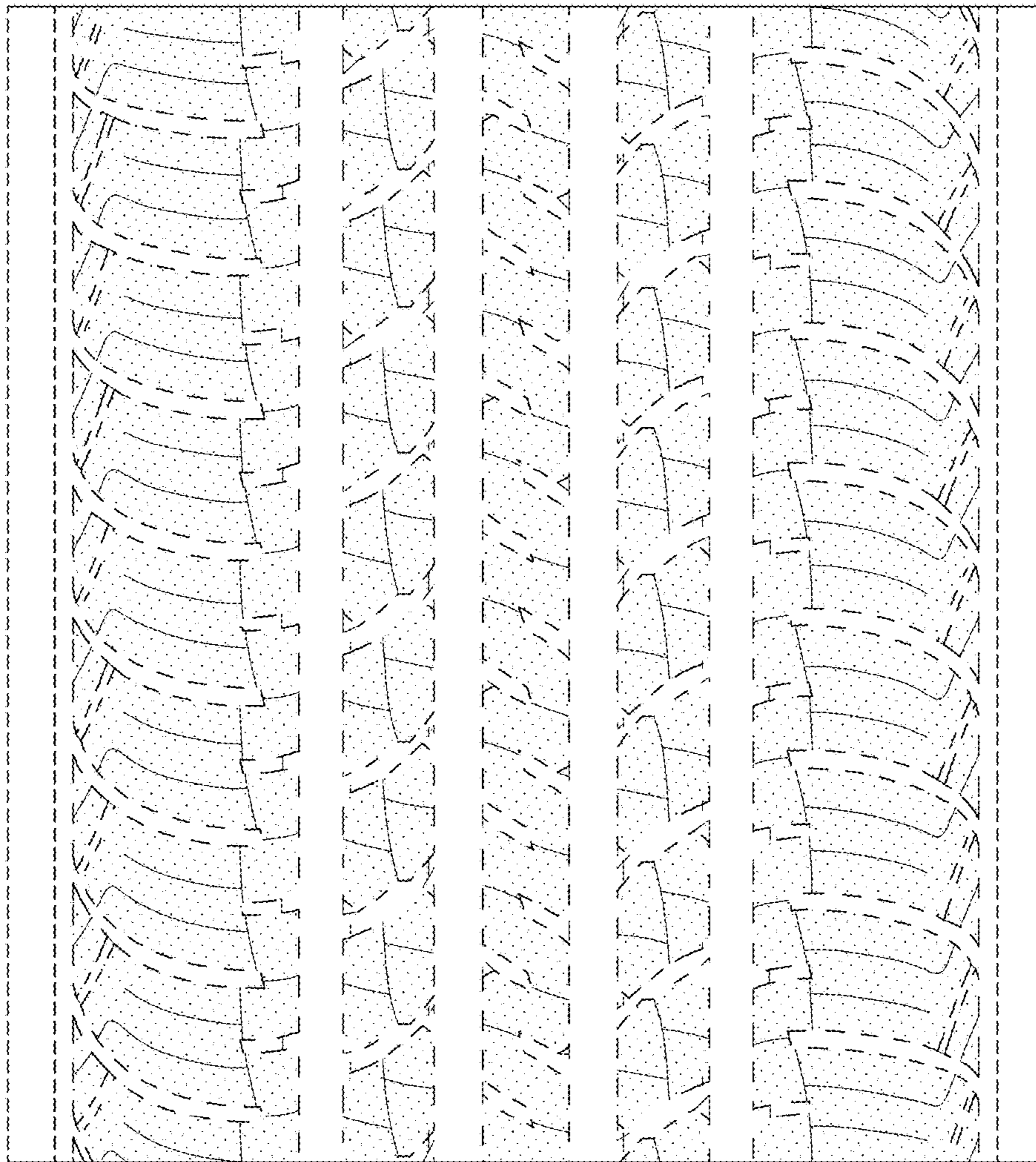


FIG-4