



US00D794543S

(12) **United States Design Patent** (10) **Patent No.:** **US D794,543 S**  
**Seo et al.** (45) **Date of Patent:** **\*\* Aug. 15, 2017**

(54) **VEHICLE TYRE**  
 (71) Applicant: **KUMHO TIRE CO., INC**, Gwangju (KR)  
 (72) Inventors: **Hyung Ju Seo**, Hwaseong-si (KR); **Jong Seo Lee**, Yongin-si (KR)  
 (\*\*) Term: **15 Years**

D732,467 S *	6/2015	Schimmoller .....	D12/600
D735,120 S *	7/2015	Oberlin .....	D12/594
D736,145 S *	8/2015	Jacobs .....	D12/594
D754,589 S *	4/2016	Koog .....	D12/602
D760,149 S *	6/2016	Kristen .....	D12/565
D761,718 S *	7/2016	Renis .....	D12/563
D767,475 S *	9/2016	Scheifele .....	D12/580
D768,061 S *	10/2016	Cerny .....	D12/594
D769,802 S *	10/2016	Cerny .....	D12/598
D769,803 S *	10/2016	Oraison .....	D12/600
D770,370 S *	11/2016	Ishihara .....	D12/589

(21) Appl. No.: **35/500,553**

\* cited by examiner

(22) Filed: **Sep. 16, 2015**

*Primary Examiner* — Michael A Pratt

(80) **Hague Agreement Data**

(57) **CLAIM**

Int. Filing Date: **Sep. 16, 2015**  
 Int. Reg. No.: **DM/089052**  
 Int. Reg. Date: **Sep. 16, 2015**  
 Int. Reg. Pub. Date: **Feb. 5, 2016**

The ornamental design for a vehicle tyre, as shown and described.

(51) **LOC (10) Cl.** ..... **12-15**

**DESCRIPTION**

(52) **U.S. Cl.**  
USPC ..... **D12/533**

(58) **Field of Classification Search**  
 USPC ..... D12/500–603  
 CPC . B60C 11/00; B60C 2200/06; B60C 11/0323;  
       B60C 11/1236; B60C 11/0304; B60C  
       11/0306; B60C 11/0332; B60C 11/1307;  
       B60C 13/00; B60C 13/02; B60C  
       2011/0341; B60C 2011/0346; B60C  
       2011/1338; B60C 11/0309; B60C 11/125  
 See application file for complete search history.

- 1. Vehicle tyre
- 1.1 : Perspective
- 1.2 : Front
- 1.3 : Back
- 1.4 : Left
- 1.5 : Right
- 1.6 : Top
- 1.7 : Bottom
- 1.8 : Enlarged

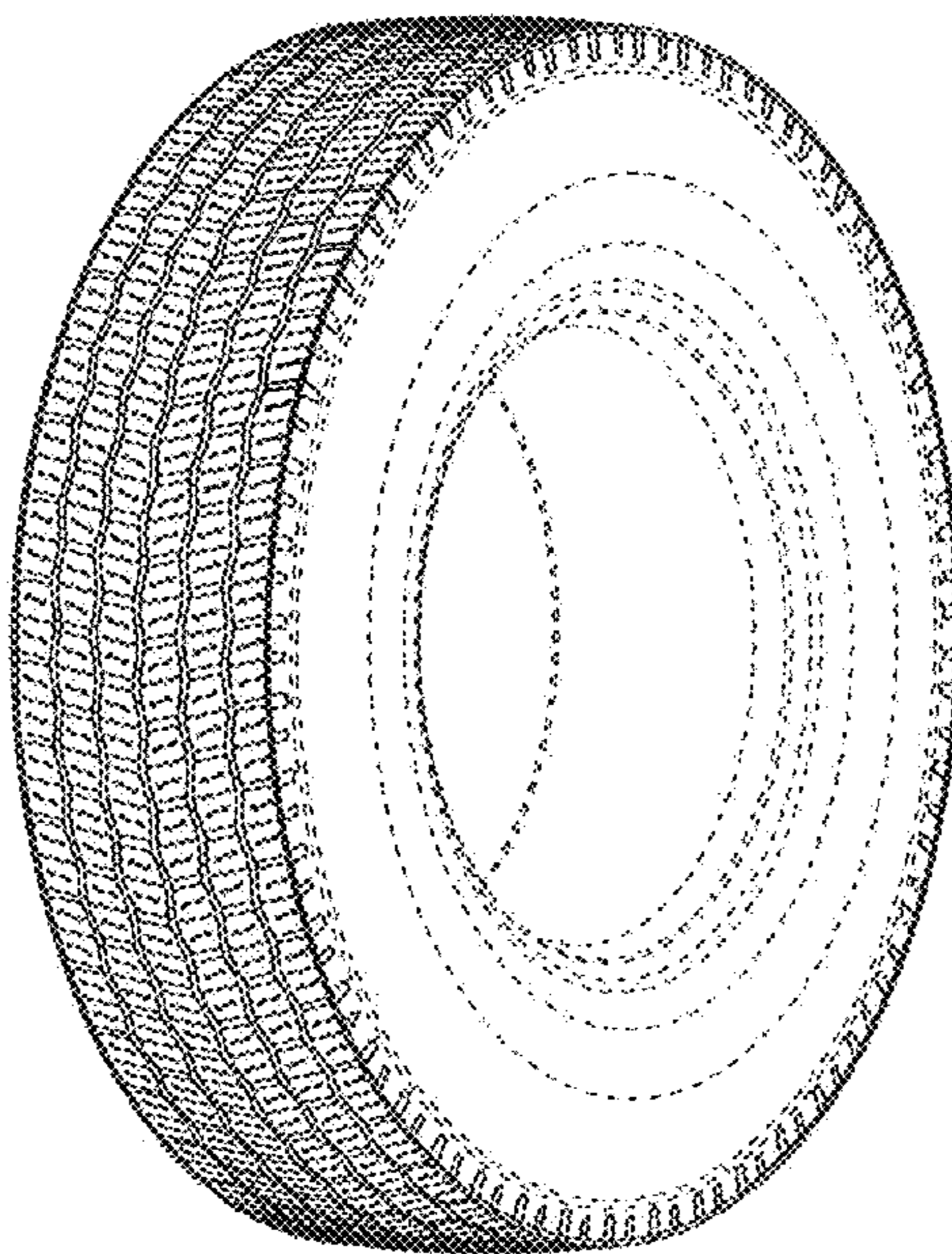
The present design application is to protect a unique pattern of the tread portion in the whole tire figure, wherein the part to be protected is displayed as a solid line and the part to be unprotected is displayed as a dotted line; also, a boundary between the part to be protected and the part to be unprotected is displayed as an alternated long and short dash line. The portions of the vehicle tire as shown by broken lines form no part of the claimed design.

(56) **References Cited**

**U.S. PATENT DOCUMENTS**

D464,612 S *	10/2002	Hutz .....	D12/567
D615,483 S *	5/2010	Godeau .....	D12/564

**1 Claim, 6 Drawing Sheets**



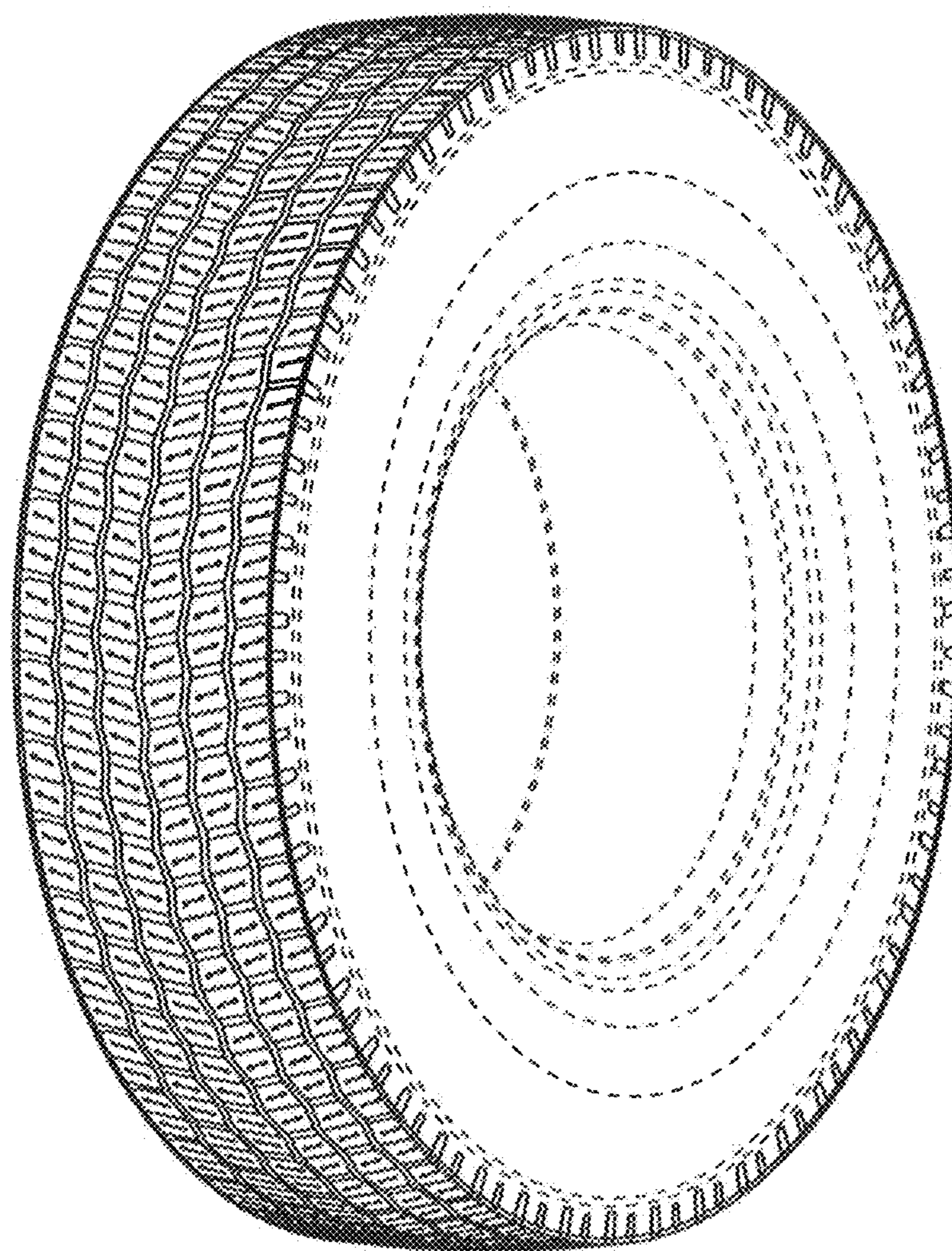




FIG. 1.1



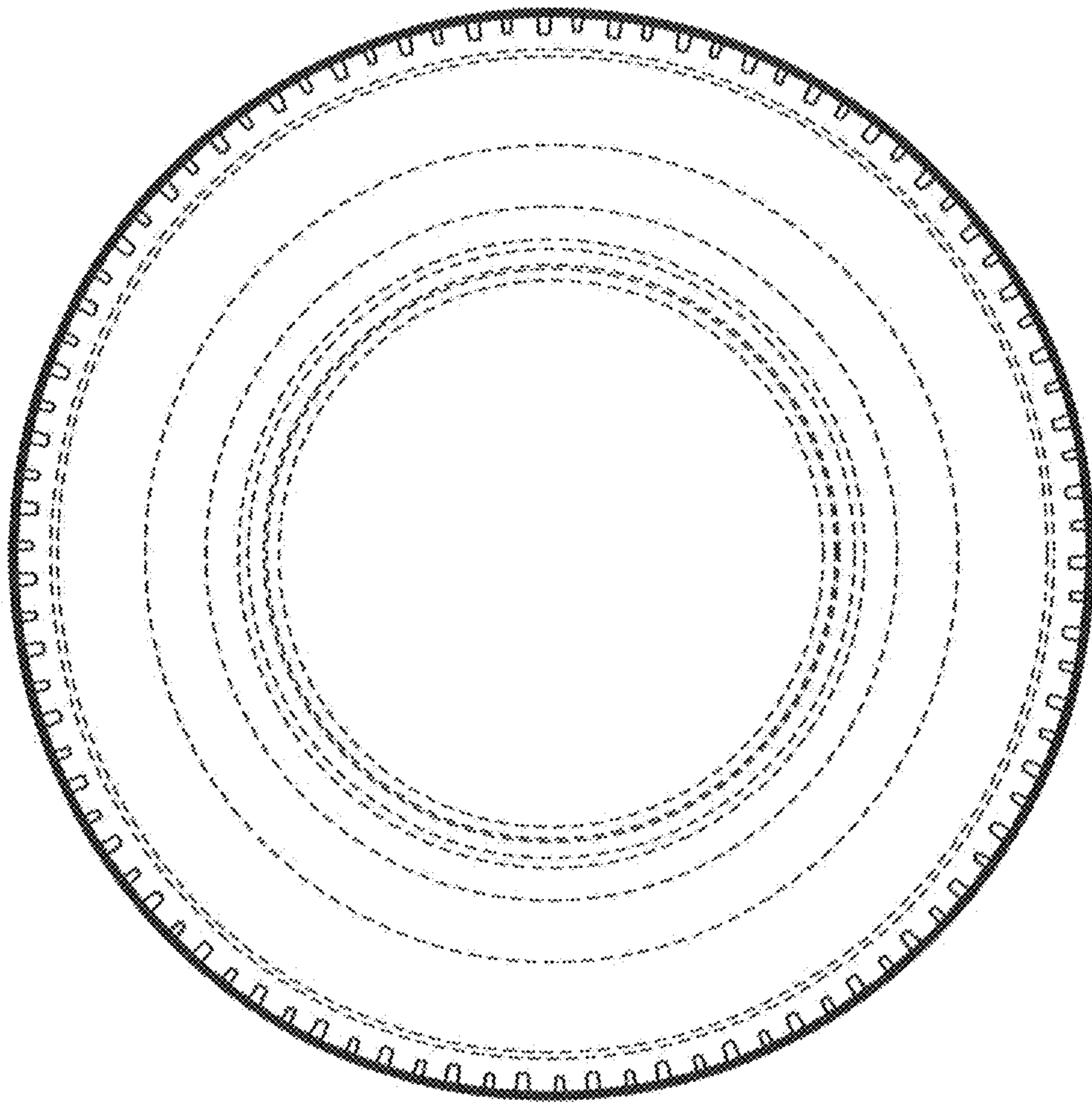


**FIG. 1.2**

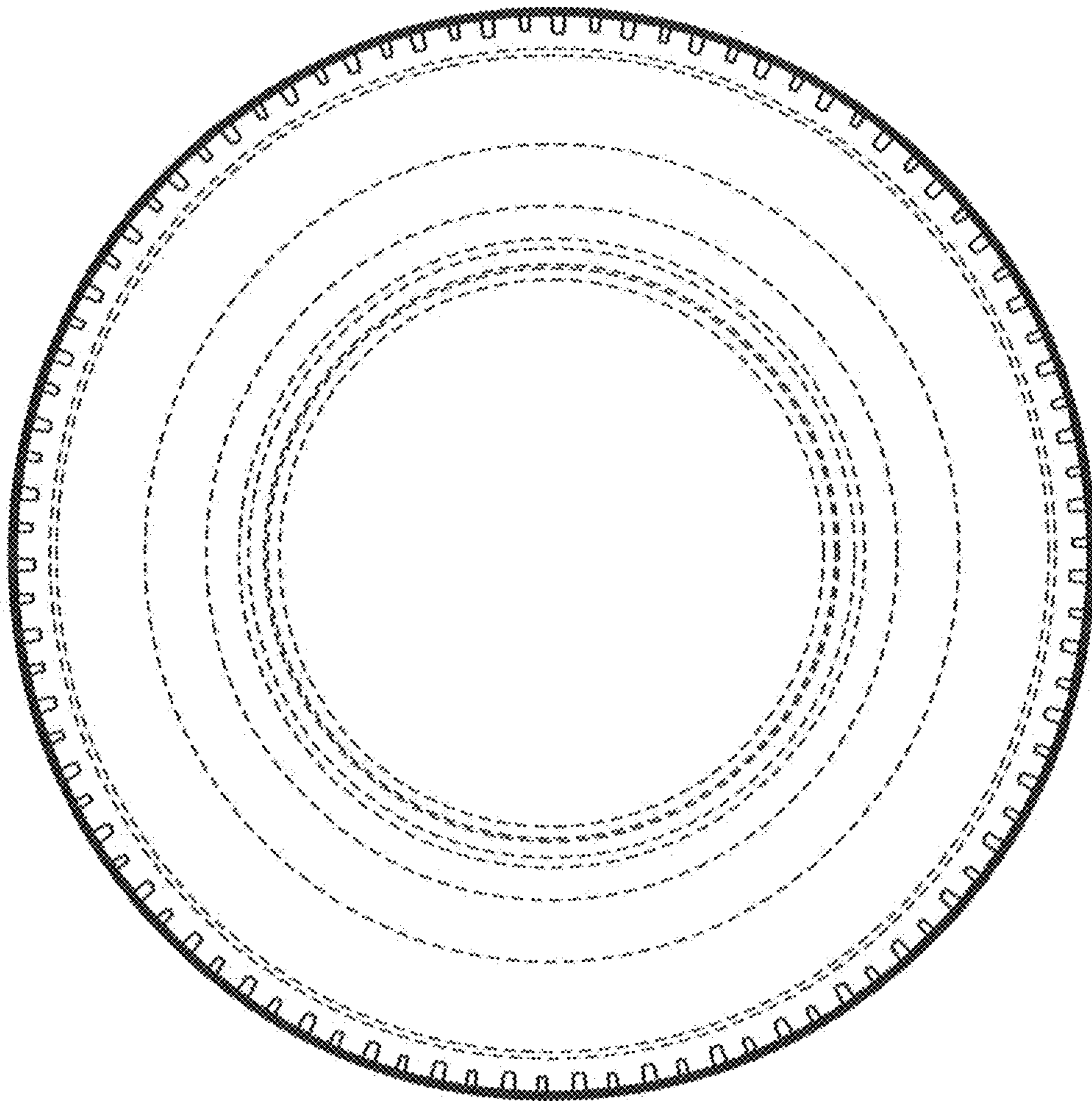


**FIG. 1.3**






**FIG. 1.4**

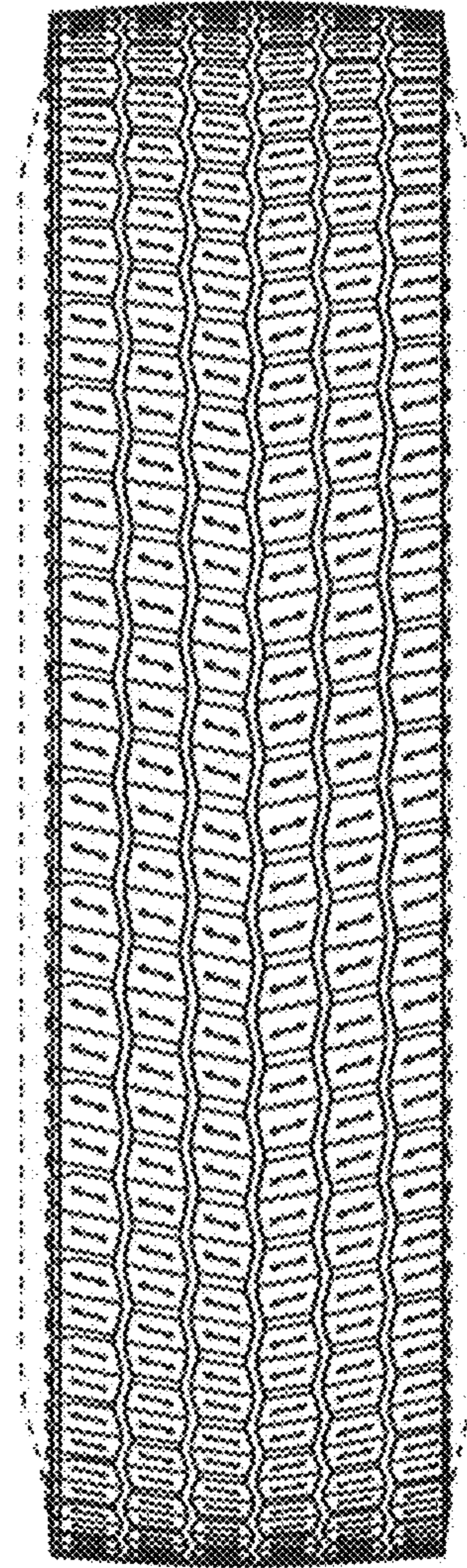


**FIG. 1.5**





**FIG. 1.6**



**FIG. 1.7**



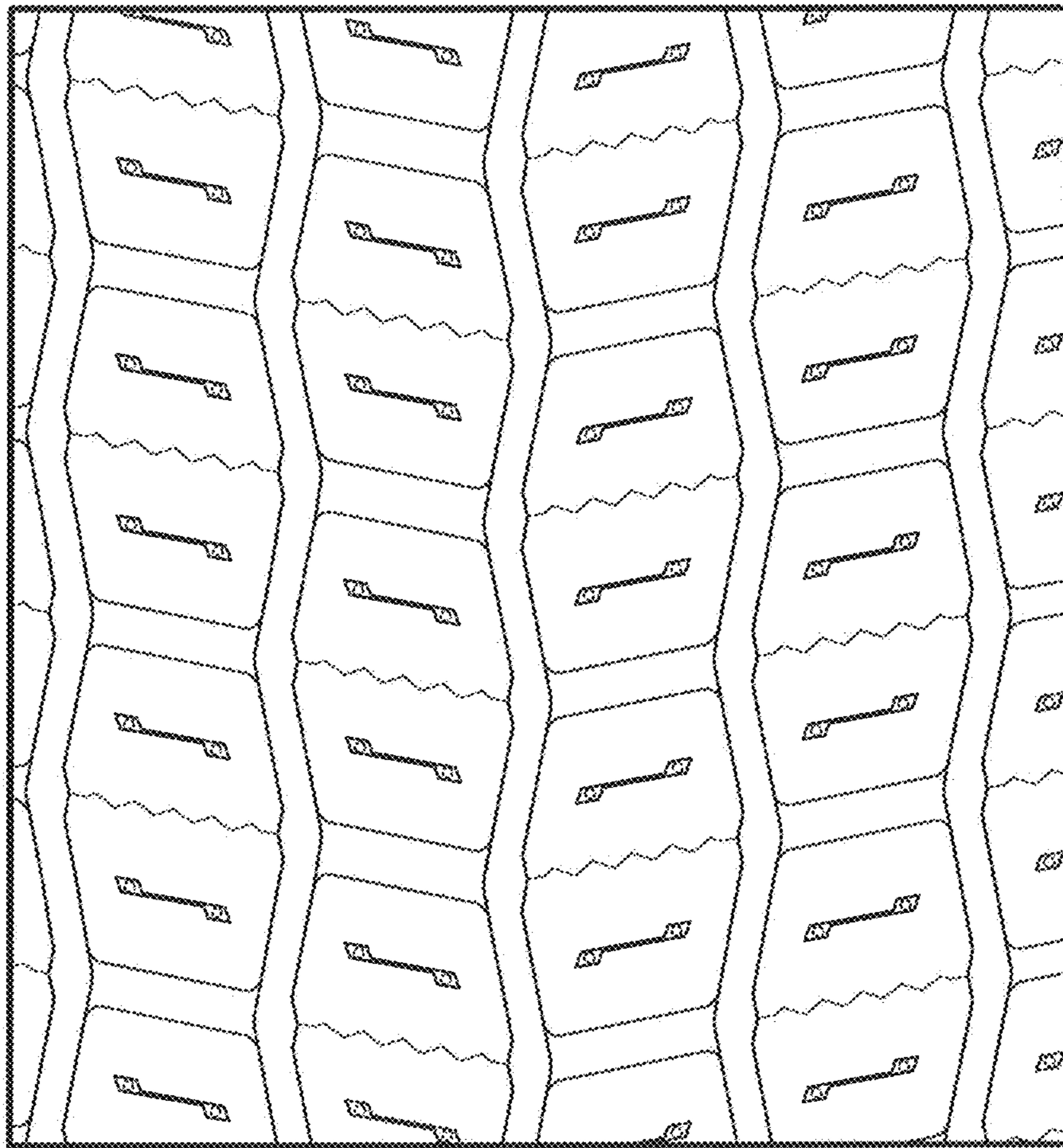


FIG. 1.8