

US00D794534S

(12) **United States Design Patent**  
**Chung**

(10) **Patent No.:** **US D794,534 S**

(45) **Date of Patent:** **\*\* Aug. 15, 2017**

(54) **HUB INSERT FOR WHEEL RIM**

(71) Applicant: **Wheel Pros, LLC**, Greenwood Village, CO (US)

(72) Inventor: **Suny Chung**, Anaheim, CA (US)

(\*\*) Term: **15 Years**

(21) Appl. No.: **29/577,331**

(22) Filed: **Sep. 12, 2016**

(51) **LOC (10) Cl.** ..... **12-16**

(52) **U.S. Cl.**  
USPC ..... **D12/213**

(58) **Field of Classification Search**  
USPC ..... D12/204–213; D11/117, 133, 140; D8/383; D21/490  
CPC .... B60B 7/00; B60B 7/02; B60B 7/04; B60B 7/01; B60B 7/06; B60B 3/02; B60B 3/04; B60B 3/06; B60B 3/10; B60B 1/00; B60B 1/08; B60B 1/10; B60B 1/12  
See application file for complete search history.

D511,297 S \* 11/2005 Goldberg ..... D8/383  
D538,733 S \* 3/2007 McMath ..... D12/213  
D569,777 S 5/2008 Chung  
D576,936 S 9/2008 Imai  
D578,457 S 10/2008 Guidry  
D596,073 S \* 7/2009 Fudala ..... D11/133  
D598,357 S 8/2009 Chung  
D638,767 S 5/2011 Groom  
D669,009 S 10/2012 Chung  
D695,193 S 12/2013 Kong  
D695,200 S \* 12/2013 Zhao ..... D12/211  
D698,298 S 1/2014 Cortes  
D698,300 S 1/2014 Chung  
D701,481 S \* 3/2014 Chung ..... D12/211  
D711,304 S 8/2014 Chung  
D715,211 S 10/2014 Gotschke  
D726,628 S 4/2015 Kong  
D730,260 S \* 5/2015 Chung ..... D12/211  
D736,137 S \* 8/2015 Chung ..... D12/213  
D761,183 S \* 7/2016 Bennett ..... B60B 7/0013  
D12/213

\* cited by examiner

*Primary Examiner* — Stacia Cadmus

(74) *Attorney, Agent, or Firm* — Eric Hanscom; Todd J. Langford

(56) **References Cited**

**U.S. PATENT DOCUMENTS**

D273,102 S 3/1984 Woodward  
D291,796 S 9/1987 Reid  
D361,975 S 9/1995 Weld  
D365,296 S \* 12/1995 Kandampully ..... D11/117  
D408,775 S 4/1999 Shikado  
D453,724 S 2/2002 Hodges  
D455,698 S 4/2002 Chung  
D464,010 S 10/2002 Chung  
D467,212 S 12/2002 Noriega  
D478,542 S 8/2003 Sulahian  
D482,996 S 12/2003 Sulahian  
D492,925 S 7/2004 Fitzgerald  
D496,317 S 9/2004 Kataoka  
D501,896 S \* 2/2005 Manville ..... D21/490

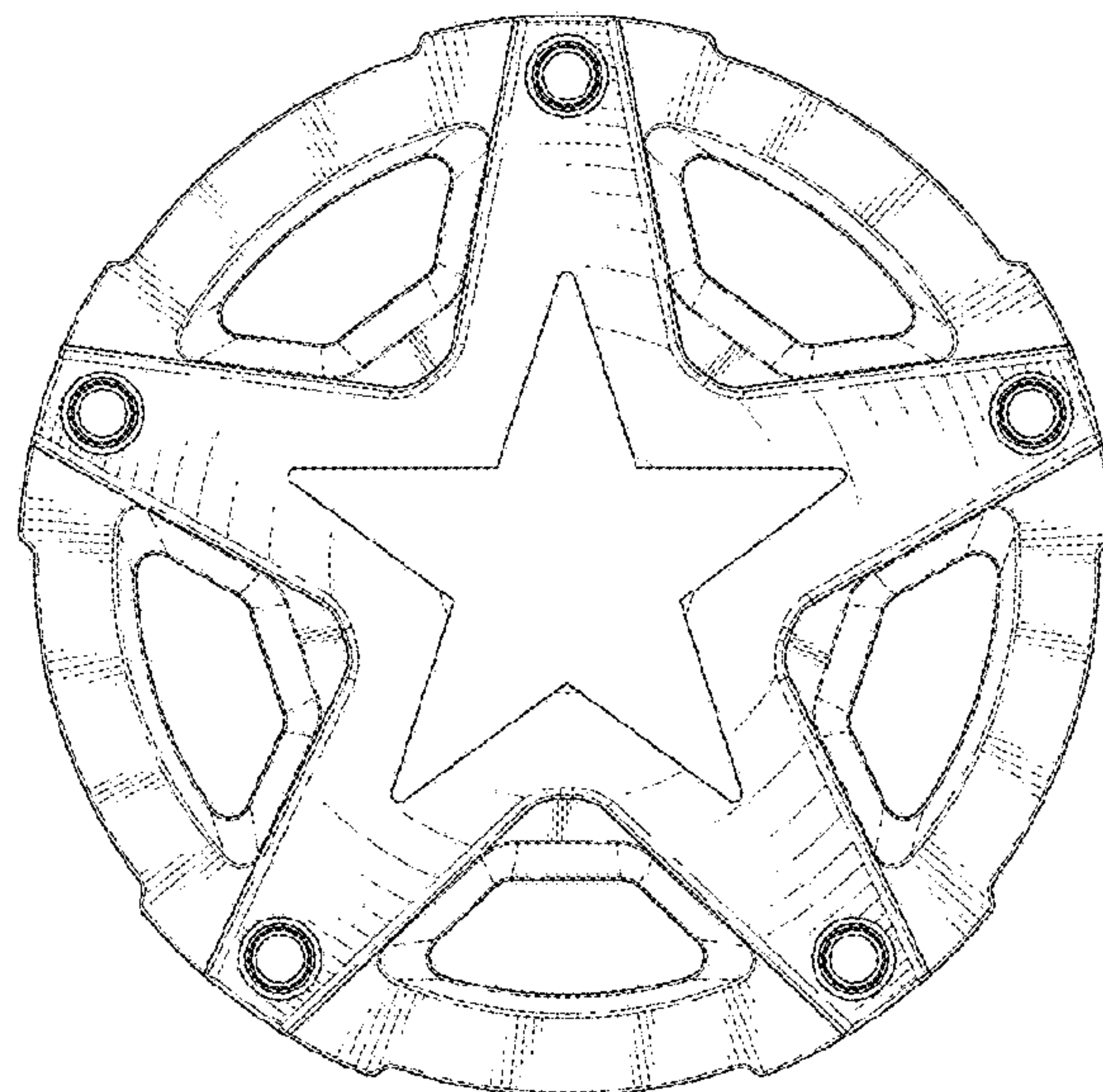
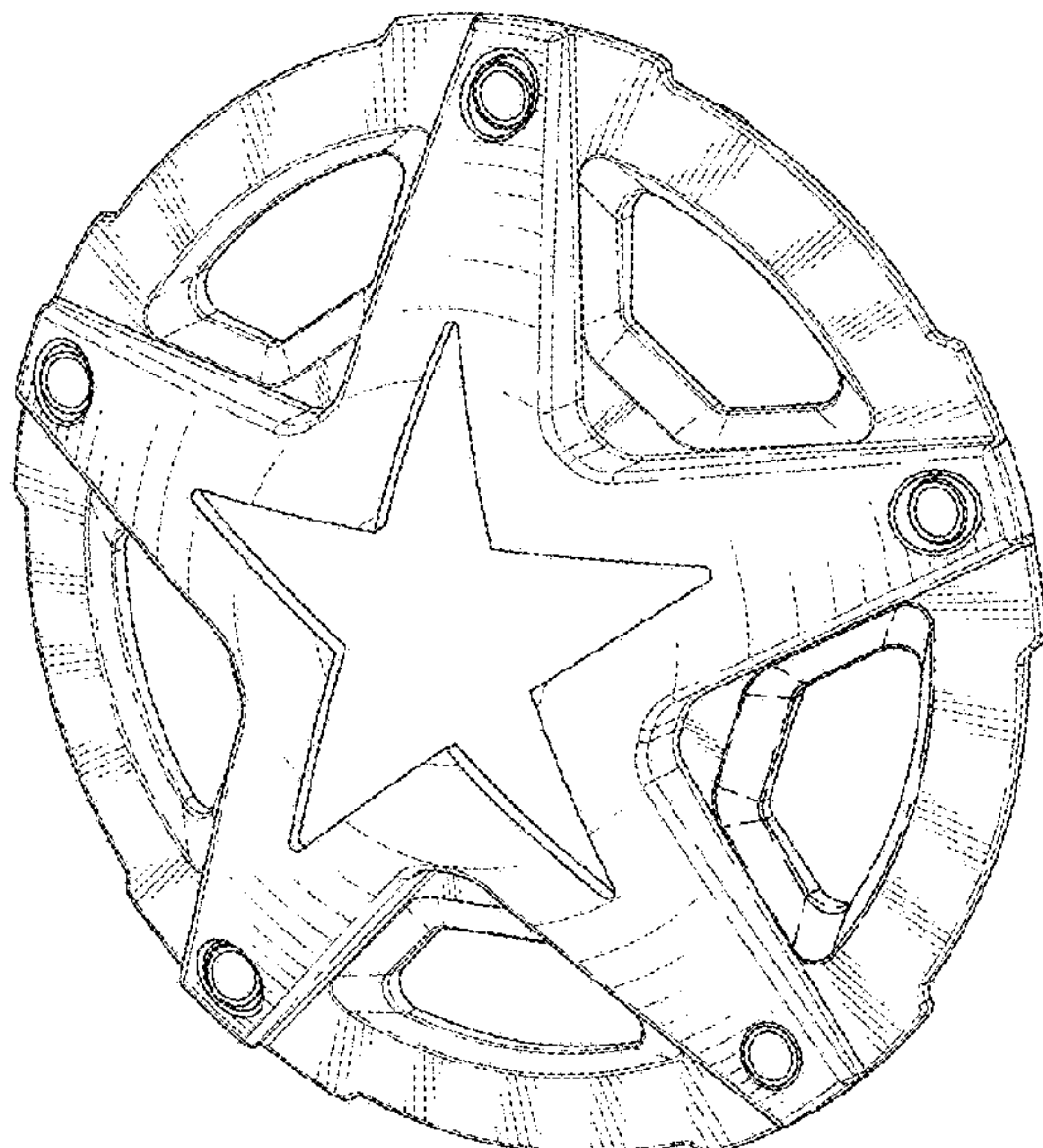
(57) **CLAIM**

The ornamental design for a hub insert for wheel rim, as shown and described.

**DESCRIPTION**

FIG. 1 is a perspective view of a wheel part showing my new design;  
FIG. 2 is a front view thereof;  
FIG. 3 is a left-side view thereof;  
FIG. 4 is a right-side view thereof;  
FIG. 5 is a bottom view thereof; and,  
FIG. 6 is a top view thereof.

**1 Claim, 4 Drawing Sheets**





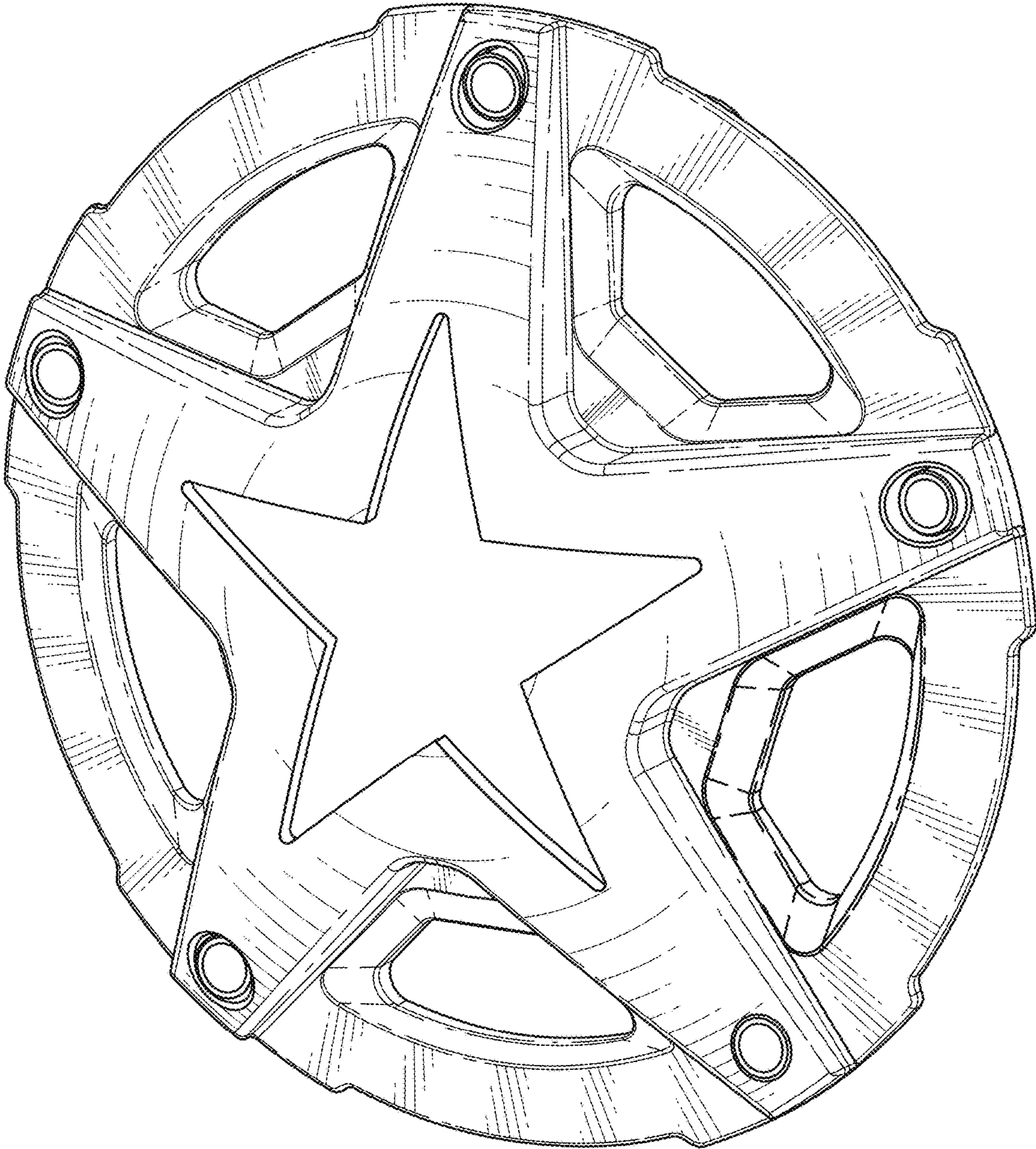


FIG. 1

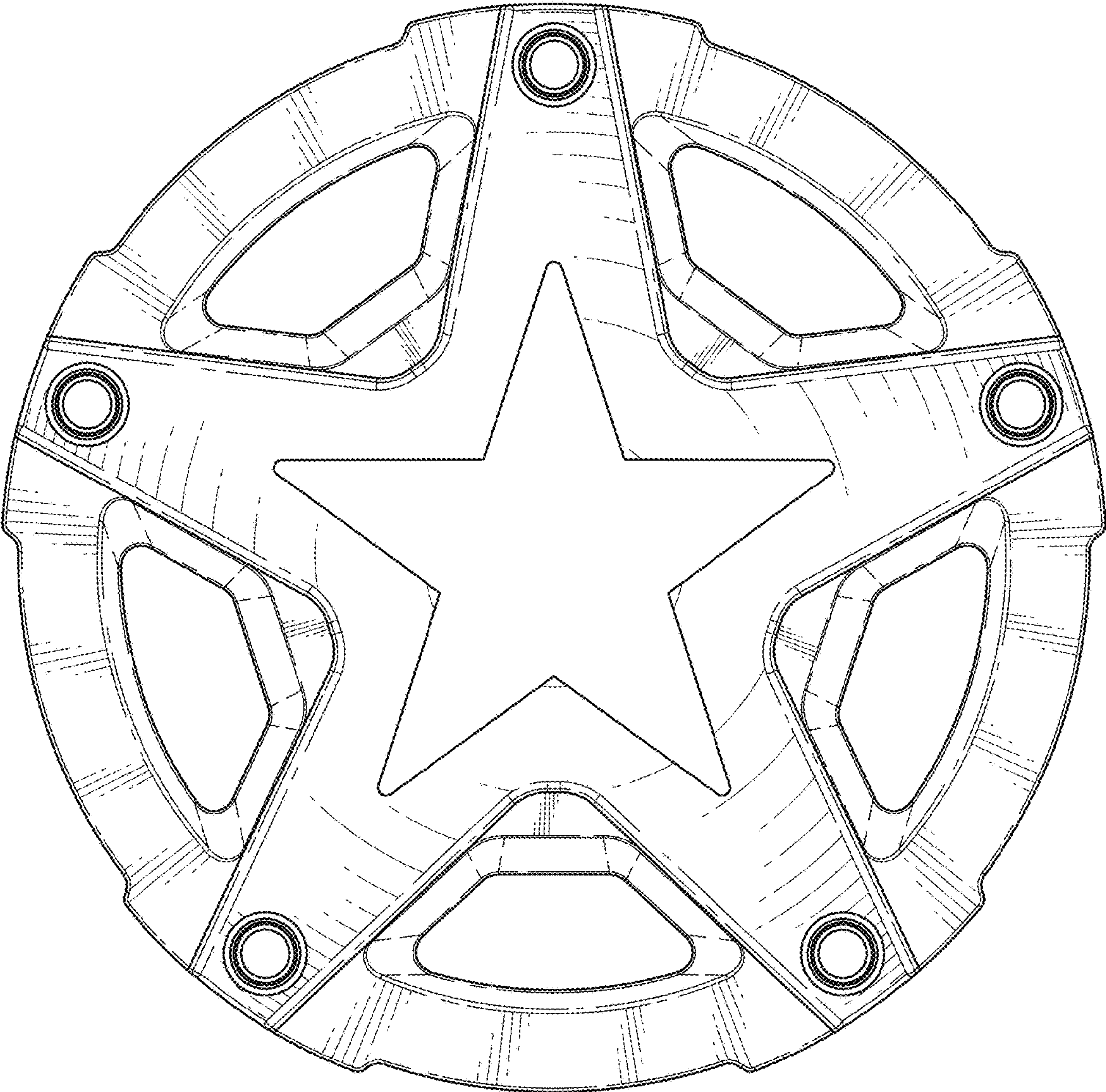


FIG. 2



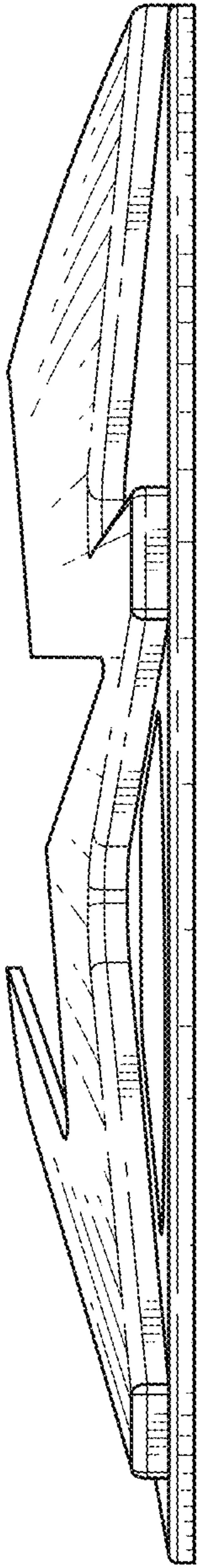


FIG. 3

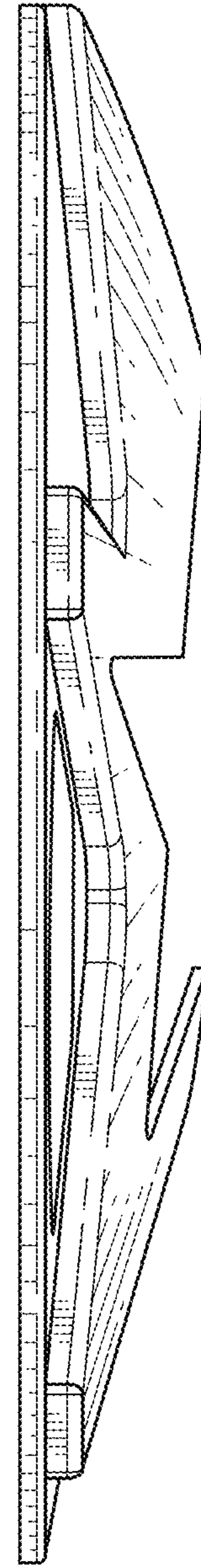
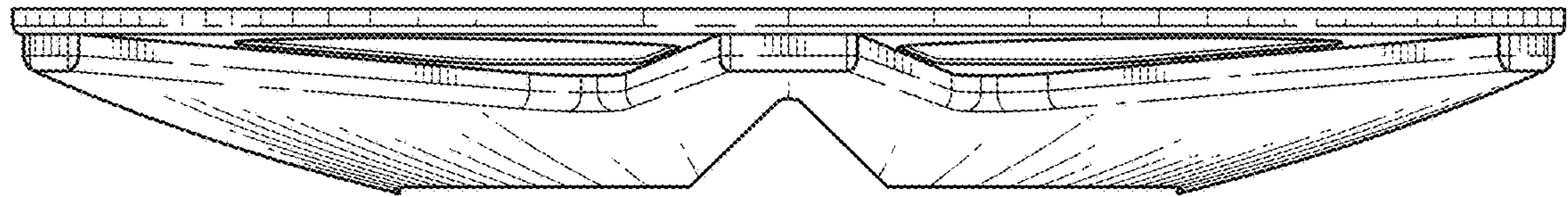
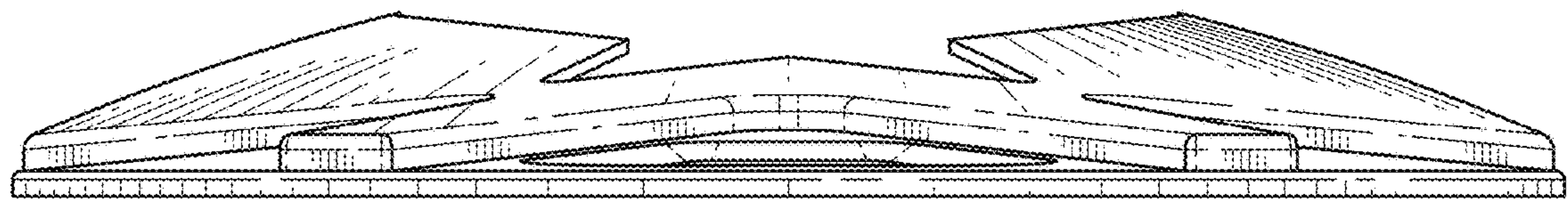


FIG. 4



*FIG. 5*



*FIG. 6*