



US00D794525S

(12) **United States Design Patent**
Chen

(10) **Patent No.:** **US D794,525 S**

(45) **Date of Patent:** **** Aug. 15, 2017**

(54) **AUTO SIDE BAR**

(71) Applicant: **Winbo-Dongjian Automotive Technology Co., Ltd.**, Foshan (CN)

(72) Inventor: **Qian Chen**, Foshan (CN)

(73) Assignee: **Winbo-Dongjian Automotive Technology Co., Ltd.** (CN)

(**) Term: **15 Years**

(21) Appl. No.: **29/551,279**

(22) Filed: **Jan. 12, 2016**

(51) **LOC (10) Cl.** **12-16**

(52) **U.S. Cl.**
USPC **D12/203**

(58) **Field of Classification Search**
USPC D12/203, 89, 98, 314, 162, 190, 196
CPC .. B60R 3/002; B60R 3/02; B60R 3/00; B60R 3/005; B60R 3/007

See application file for complete search history.

(56) **References Cited**

U.S. PATENT DOCUMENTS

D434,711 S *	12/2000	McQuiston	D12/203
D436,336 S *	1/2001	Sadr	D12/203
D488,759 S *	4/2004	Hattori	D12/203
D494,914 S *	8/2004	Elwell	D12/203
D495,646 S *	9/2004	Elwell	D12/203
D535,928 S *	1/2007	Crandall	D12/203

7,287,770 B2 *	10/2007	Drabant	B60R 3/002 280/163
D632,627 S *	2/2011	Huang-Tsai	D12/203
D649,100 S *	11/2011	Cheng	D12/203
D671,874 S *	12/2012	Kekich, Jr.	D12/203
D676,368 S *	2/2013	Cover	D12/203
D731,384 S *	6/2015	Farr	D12/203
D738,803 S *	9/2015	Zhu	D12/203
D739,322 S *	9/2015	Villareal	D12/203
9,409,520 B1 *	8/2016	Wang	B60R 3/002

* cited by examiner

Primary Examiner — George D. Kirschbaum

Assistant Examiner — Clese Moore, Jr.

(74) *Attorney, Agent, or Firm* — Lerner, David, Littenberg, Krumholz & Mentlik, LLP

(57) **CLAIM**

The ornamental design for an auto side bar, as shown and described.

DESCRIPTION

FIG. 1 is a top plan view of an auto side bar showing my new design;

FIG. 2 is a bottom plan view thereof;

FIG. 3 is a front elevational view thereof;

FIG. 4 is a rear elevational view thereof;

FIG. 5 is a left side elevational view thereof;

FIG. 6 is a right side elevational view thereof; and,

FIG. 7 is a perspective view thereof.

1 Claim, 3 Drawing Sheets





FIG. 1




FIG. 2

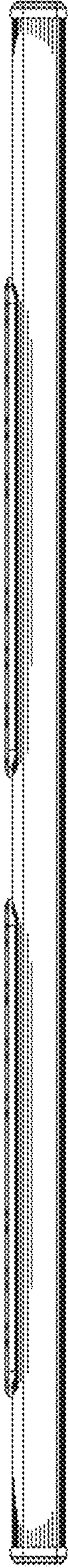


FIG. 3



FIG. 4



FIG. 5



FIG. 6

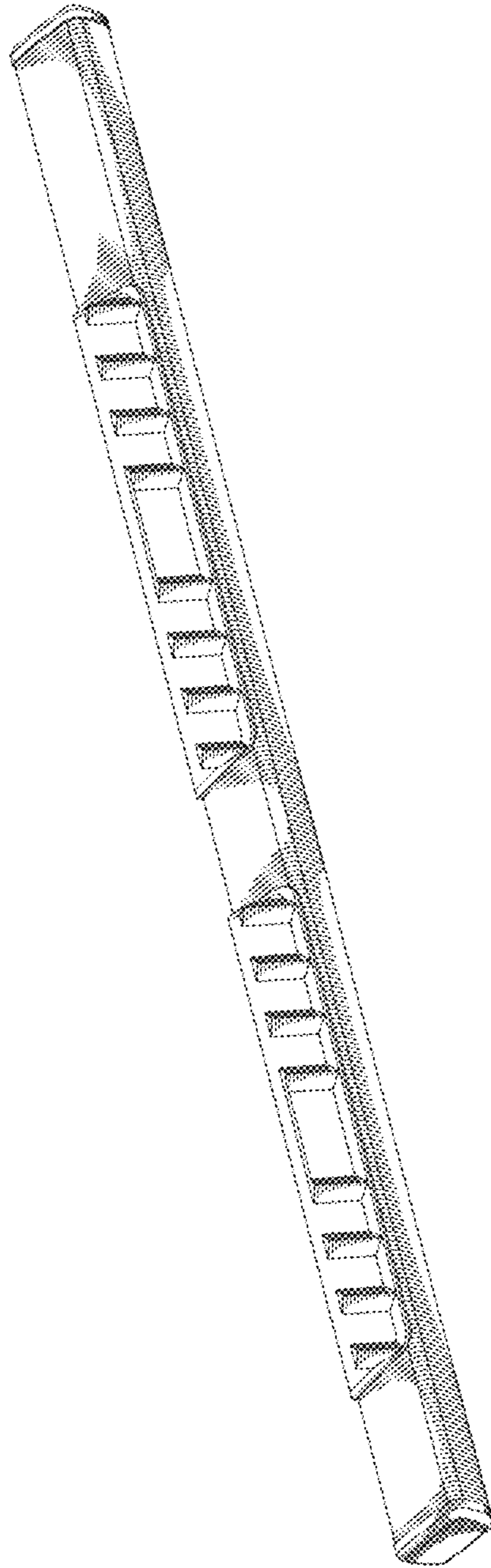


FIG. 7