



US00D794500S

(12) **United States Design Patent** (10) **Patent No.:** **US D794,500 S**
Crafton (45) **Date of Patent:** **** Aug. 15, 2017**

(54) **JEWELRY COMPONENT**

(71) Applicant: **Casey Crafton**, Chevy Chase, MD (US)

(72) Inventor: **Casey Crafton**, Chevy Chase, MD (US)

(**) Term: **15 Years**

(21) Appl. No.: **29/561,925**

(22) Filed: **Apr. 21, 2016**

Related U.S. Application Data

(63) Continuation of application No. 29/514,449, filed on Jan. 13, 2015, now Pat. No. Des. 765,541.

(51) **LOC (10) Cl.** **11-01**

(52) **U.S. Cl.**
USPC **D11/92**

(58) **Field of Classification Search**
USPC D11/1-3, 7, 16, 26-45, 47, 63, 67, D11/75-86, 89-92, 200, 201, 221, 226
CPC A44C 1/00; A44C 17/00; A44C 17/001; A44C 17/02; A44C 17/0208; A44C 17/0216; A44C 17/0225; A44C 17/0233; A44C 17/0241; A44C 17/025; A44C 17/0258; A44C 17/0266; A44C 17/0275; A44C 17/0283; A44C 17/0291; A44C 17/04; A44C 17/043; A44C 17/046; A44C 15/002; A44C 15/0025; A44C 23/00; A44C 25/00; A44C 25/001; A44C 25/005; A44C 25/007; A44C 25/008; A44C 3/008; Y10T 29/49568; Y10T 29/49588; Y10T 29/4959; Y10T 29/49591; Y10T 29/49593

See application file for complete search history.

(56) **References Cited**

U.S. PATENT DOCUMENTS

837,615	A	*	12/1906	Dover	A44C 17/02	63/20
D80,898	S	*	4/1930	Kaufman	D11/36	
D273,472	S	*	4/1984	Goldstein	D11/75	
D302,588	S	*	8/1989	Jones	D24/180	
5,067,897	A	*	11/1991	Tuneberg	A61C 7/12	433/10
5,597,302	A	*	1/1997	Pospisil	A61C 7/12	433/8
D462,287	S	*	9/2002	Rosenwasser	D11/13	
D463,754	S	*	10/2002	Pinto	D11/91	
D481,645	S	*	11/2003	Rosenwasser	D11/13	
D504,950	S	*	5/2005	Lai	D24/180	
D603,286	S	*	11/2009	Lemchen	D11/3	
D628,509	S	*	12/2010	Hardy	D11/1	
D641,650	S	*	7/2011	Bodino	D11/35	
D660,743	S	*	5/2012	Crafton	D11/41	
D660,968	S	*	5/2012	Smith	D24/180	
D711,759	S	*	8/2014	Salzer	D11/3	

(Continued)

Primary Examiner — Cynthia Ramirez
Assistant Examiner — Llorellys Martinez-Rivera
(74) *Attorney, Agent, or Firm* — Garcia-Zamor IP Law;
Ruy M. Garcia-Zamor

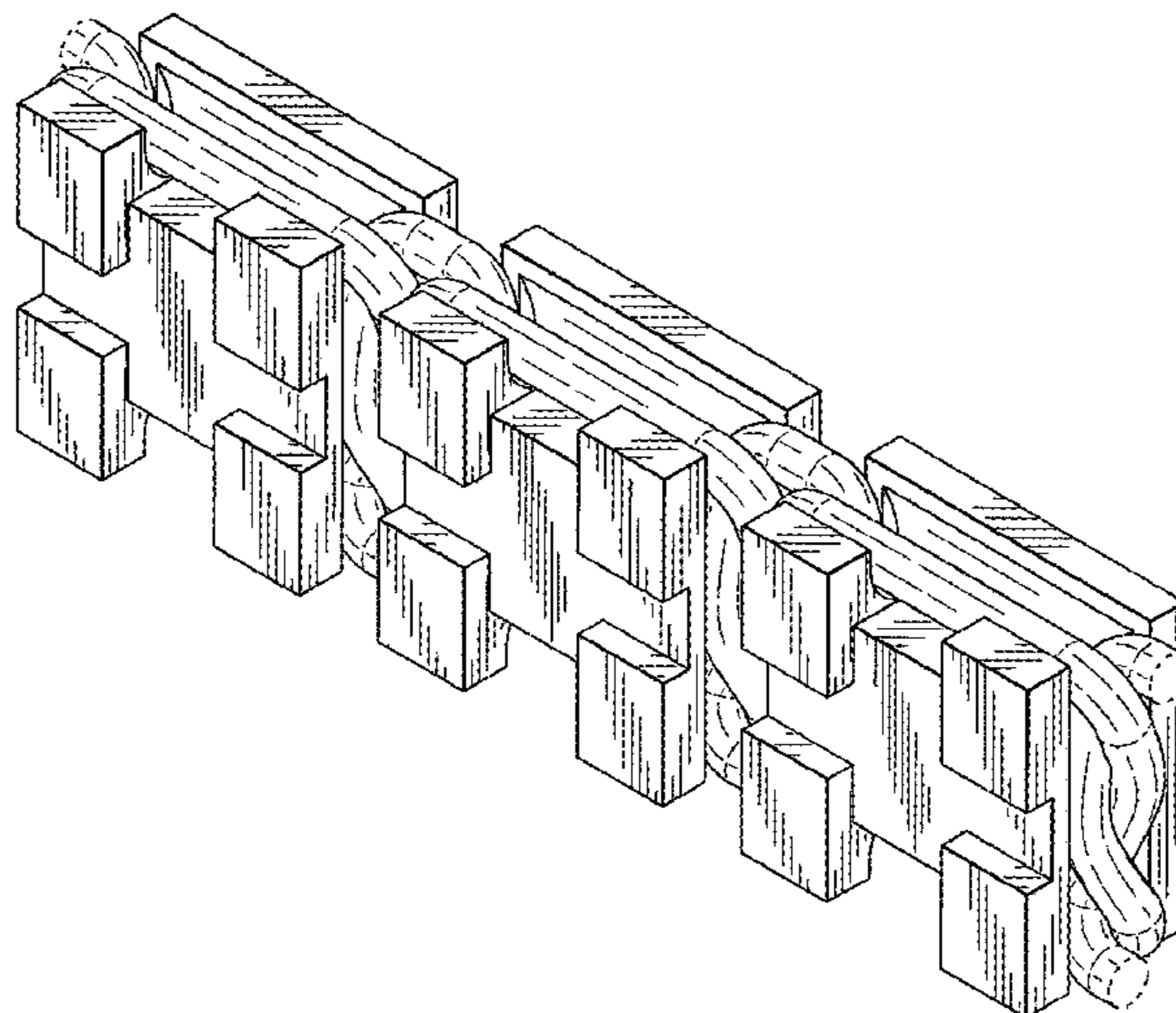
(57) **CLAIM**

The ornamental design for a jewelry component, as shown and described.

DESCRIPTION

FIG. 1 is a perspective view of a jewelry component showing my new design;
FIG. 2 is a left side elevational view thereof;
FIG. 3 is a right side elevational view thereof;
FIG. 4 is a front elevational view thereof;
FIG. 5 is a top plan view thereof;
FIG. 6 is a bottom plan view thereof; and,
FIG. 7 is a rear elevational view thereof.
The broken lines in the drawings illustrate portions of the jewelry component that form no part of the claimed design.

1 Claim, 3 Drawing Sheets



(56)

References Cited

U.S. PATENT DOCUMENTS

D723,172 S *	2/2015	Markova	D24/180
D732,418 S *	6/2015	Crafton	D11/86
D765,540 S *	9/2016	Crafton	D11/92
D765,541 S *	9/2016	Crafton	D11/92
2010/0178628 A1 *	7/2010	Kim	A61C 7/12
			433/10
2014/0102139 A1 *	4/2014	Barron	A44C 17/0208
			63/26

* cited by examiner

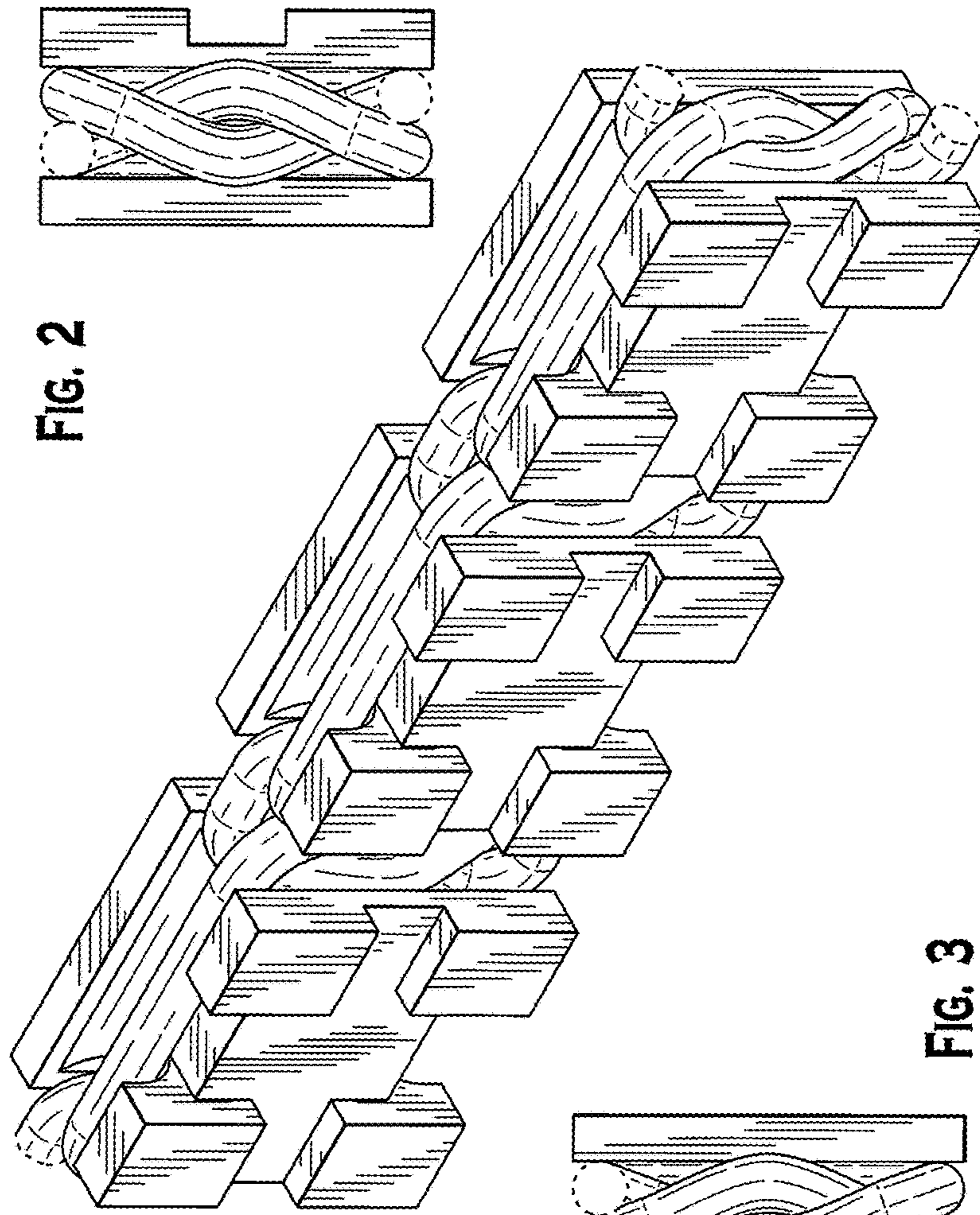


FIG. 2

FIG. 1

FIG. 3

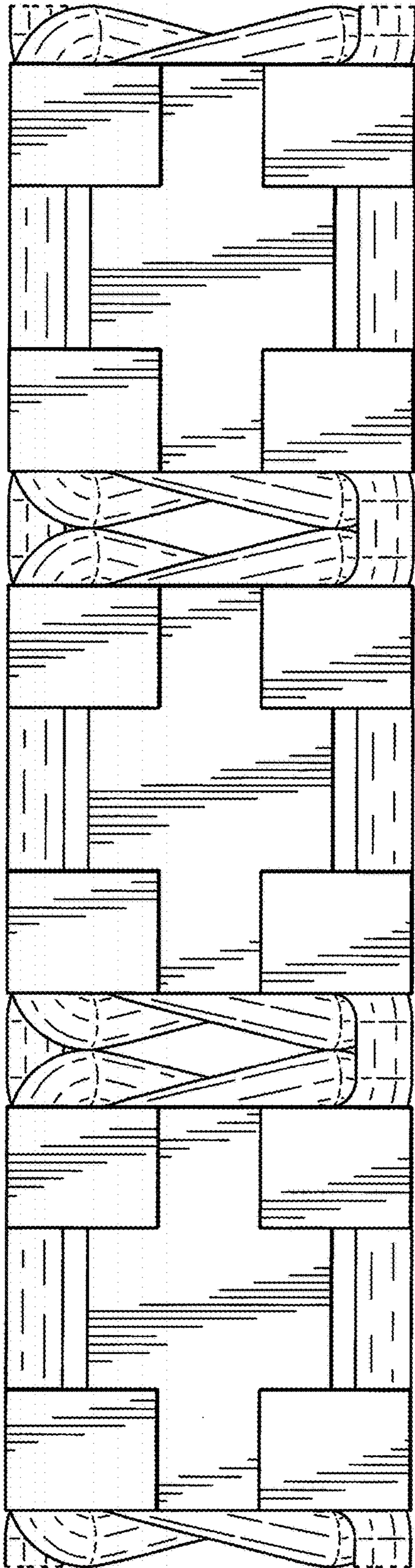


FIG. 4

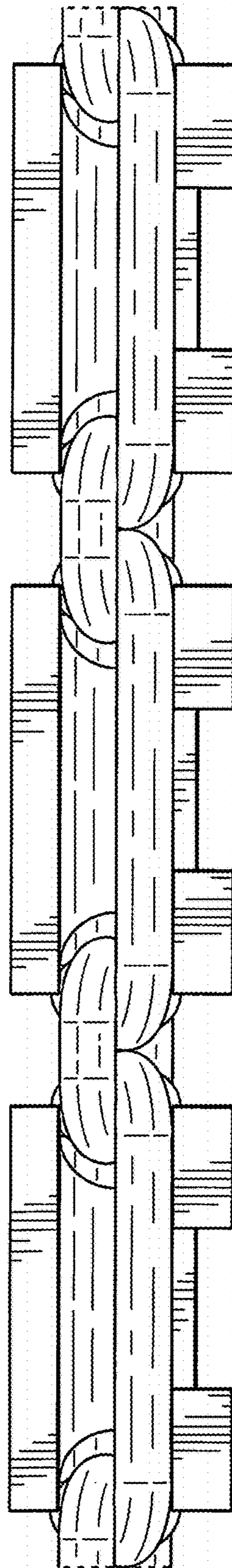


FIG. 5

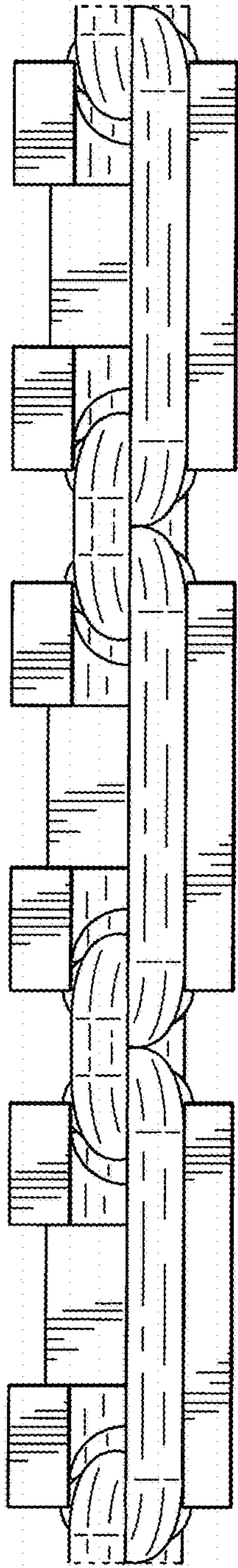


FIG. 6

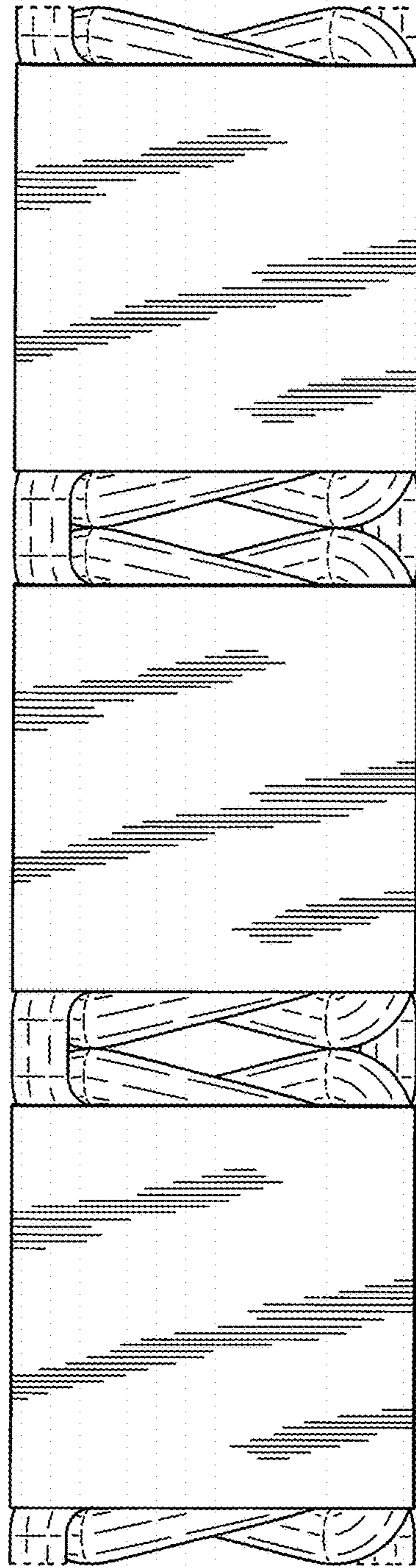


FIG. 7