



US00D794493S

(12) **United States Design Patent** (10) **Patent No.:** **US D794,493 S**
Gruosi (45) **Date of Patent:** **** *Aug. 15, 2017**

(54) **RING**
(71) Applicant: **de Grisogono S.A.**, Plan-les-Ouates (CH)
(72) Inventor: **Fawaz Gruosi**, Prangins (CH)
(73) Assignee: **de Grisogono S.A.**, Plan-les-Ouates (CH)

D595,176 S * 6/2009 Gruosi D11/26
D612,283 S * 3/2010 Gruosi D11/26
D622,626 S * 8/2010 Ventura D11/26
D663,649 S * 7/2012 Gruosi D11/26
D665,296 S * 8/2012 Fillon D11/26
D666,117 S * 8/2012 Le Bail D11/26
D691,911 S * 10/2013 Hardy D11/26

(*) Notice: This patent is subject to a terminal disclaimer.
(**) Term: **14 Years**
(21) Appl. No.: **29/503,148**
(22) Filed: **Sep. 23, 2014**

(30) **Foreign Application Priority Data**

Mar. 25, 2014 (CH) 140645

(51) **LOC (10) Cl.** **11-01**
(52) **U.S. Cl.**
USPC **D11/26**

(58) **Field of Classification Search**
USPC D11/1, 2, 3, 4, 5, 26-39, 91, 92, 84, 67
CPC A44C 5/00; A44C 5/0007; A44C 5/0015;
A44C 5/003; A44C 5/053; A44C 9/00;
A44C 9/0007; A44C 9/0014; A44C
9/0023; A44C 9/003; A44C 9/0038; A44C
9/0046; A44C 9/0053; A44C 9/0061;
A44C 9/0069; A44C 9/0076; A44C
17/0258; A44C 17/0266; A44C 17/0275;
A44C 17/0283; A44C 17/02; A44C
17/0208

See application file for complete search history.

(56) **References Cited**

U.S. PATENT DOCUMENTS

D563,821 S * 3/2008 McKeever D11/26
D576,909 S * 9/2008 McKeever D11/26

OTHER PUBLICATIONS

[Online] https://lovefinejewelry.files.wordpress.com/2014/05/10394024_10152430223309349_3188497194755801055_n.jpg. Retrieved Oct. 29, 2015.*
[Online] <http://www.cachetcollections.com/media/catalog/product/cache/1/image/9df78eab33525d08d6e5fb8d27136e95/5/4/54100-04.jpg>. Retrieved Oct. 29, 2015.*

* cited by examiner

Primary Examiner — Melanie Pellegrini
(74) *Attorney, Agent, or Firm* — Venjuris PC


(57) **CLAIM**

The ornamental design for a ring, as shown and described.

DESCRIPTION

FIG. 1 is a front, and left side perspective view of a ring showing my new design;
FIG. 2 is a rear and right side perspective view thereof;
FIG. 3 is a top plan view thereof;
FIG. 4 is a bottom plan view;
FIG. 5 is a front elevational view thereof;
FIG. 6 is a rear elevational view thereof;
FIG. 7 is a left side elevational view thereof; and,
FIG. 8 is a right side elevational view thereof.
The broken lines shown in the drawings illustrate portions of the ring that form no part of the claimed design.

1 Claim, 8 Drawing Sheets






FIG. 1




FIG. 2




FIG. 3




FIG. 4




FIG. 5




FIG. 6




FIG. 7



FIG. 8